

Wavelet Helmholtz decomposition for weak lensing mass map reconstruction

E. Deriaz¹, J.-L. Starck², and S. Pires²

¹ Laboratoire de Mécanique Modélisation et Procédés Propres - UMR-6181 CNRS, IMT La Jetée, Technopôle de Château-Gombert, 38, Rue Frédéric Joliot-Curie, 13451 MARSEILLE Cedex 20, France

² Laboratoire AIM, UMR CEA-CNRS-Paris 7, Irfu, SEDI-SAP, Service d'Astrophysique, CEA Saclay, F-91191 GIF-Sur-YVETTE CEDEX, France

January 26, 2012

Abstract To derive the convergence field from the gravitational shear γ of the background galaxy images, the classical methods require a convolution of the shear to be performed over the entire sky, usually expressed thanks to the Fast Fourier transform (FFT). However, it is not optimal for an imperfect geometry survey. Furthermore, FFT implicitly uses periodic conditions that introduce errors to the reconstruction. A method has been proposed that relies on computation of an intermediate field u that combines the derivatives of γ and on convolution with a Green kernel. In this paper, we study the wavelet Helmholtz decomposition as a new approach to reconstructing the dark matter mass map. We show that a link exists between the Helmholtz decomposition and the E/B mode separation. We introduce a new wavelet construction, that has a property that gives us more flexibility in handling the border problem, and we propose a new method of reconstructing the dark matter mass map in the wavelet space. A set of experiments based on noise-free images illustrates that this Wavelet Helmholtz decomposition reconstructs the borders better than all other existing methods.

Key words. Cosmology : Weak Lensing, Methods : Helmholtz decomposition, Multi-scale Analysis

1. Introduction

Weak gravitational lensing provides a method of directly mapping the distribution of dark matter in the universe (Bartelmann & Schneider 1999; Mellier 1999; Van Waerbeke et al. 2001; Mellier 2002; Refregier 2003; Munshi et al. 2008; Pires et al. 2010). This method is based on the weak distortions that lensing induces in the images of background galaxies as it travels toward us through intervening structures. The induced shear is small, typically around an order of magnitude less than the ellipticity seen in background galaxies, therefore the weak lensing effect

cannot be measured on a single galaxy. To measure the shear field, it is necessary to measure ellipticities of many background galaxies and construct a statistical estimate of their systematic alignment. This measured shear field is directly related to the distribution of the (dark) matter and thus to the geometry and the dynamics of the universe. As a consequence, weak gravitational lensing offers unique possibilities for probing the statistical properties of dark matter and dark energy in the universe.

The mapping of the dark matter distribution has become a central topic in weak lensing since the very first reconstructed 2D mass maps demonstrated that you can see the dark components of the universe. Recently, this field has seen great success in reconstructing the deepest and largest 2D dark matter distribution in the COSMOS field (Massey et al. 2007). From this distribution, the na-

Send offprint requests to: erwan.deriaz@l3m.univ-mrs.fr

ture of dark matter can be better understood, so better constraints can be set on dark energy (Schraback et al. 2010). This method is now widely used but, the amplitude of the weak lensing signal is so weak that its detection relies on the accuracy of the techniques used to analyze the data. Each step in the analysis has required the development of advanced techniques dedicated to these applications.

The reconstruction of the dark matter mass map from shear measurements is a difficult inverse problem because of observational effects such as noise and the complex geometry of the field. Classical methods based on Kaiser & Squires (1993) are not optimal. Indeed they require a convolution of the observed shear with a kernel to be performed over the entire field, usually expressed in the Fourier domain, and the FFT imposes a condition of periodicity that is not true and introduces a mixing between E and B modes. An alternative interesting method was proposed in Seitz & Schneider (1996), which consists in convolving the shear field with a local kernel that depends on the shape of the domain. It was shown to be optimal in Lombardi & Bertin (1998), and it was reformulated later in Seitz & Schneider (2001).

This approach is relatively expensive in computational resources. Much effort has been made in past years to properly derive a cosmic shear two-point correlation on a finite interval (Kilbinger et al. 2006; Schneider & Kilbinger 2007; Fu & Kilbinger 2010). In Fu & Kilbinger (2010), a new statistic is proposed, maximizing the signal-to-noise ratio and a figure of merit based on the Fisher matrix of the cosmological parameters Ω_m and σ_8 . However, this approach does not allow reconstructing a map, and cannot be used for higher order statistics studies such as bispectrum analysis (Van Waerbeke et al. 2001; Pires et al. 2009b; Munshi et al. 2011), peak counting (Marian et al. 2011), Minkowski Functionals (Kratochvil et al. 2011), or wavelet peak counting (Pires et al. 2009a).

In this paper, we study a new approach for weak lensing mass inversion in the ideal case of noise free data based on a Helmholtz decomposition in the wavelet domain. We first show that there is an explicit relation between the weak lensing E/B mode decomposition and the Helmholtz decomposition which decomposes a vector field into two components, one curl-free and the second divergence-free. In contrast to the method presented in Seitz & Schneider (1996), our method does not rely on a convolution with a kernel, and no intermediate field \mathbf{u} derived from the shear

field is needed. The Helmholtz decomposition is performed in the wavelet space, and the Fourier transform is never used. This gives us more flexibility to handle borders or to add some constraints in our solution. We introduced a new wavelet construction based on border-wavelets, and we present two kinds of wavelet Helmholtz decomposition algorithms. The first one imposes a global zero B modes constraint and the second a local zero B mode constraint only on the borders.

This paper is structured as follows. In Sect. 2, we review the basis of the weak lensing formalism. In Sect. 3, we introduce of the Helmholtz decomposition to the weak lensing E/B modes decomposition, and the discretization is discussed in Sect. 4. Then, in Sect. 5, the Helmholtz decomposition is extended to the wavelet domain and, we present new constructions of divergence-free and curl-free wavelets that satisfy suitable boundary conditions. And finally, in Sect. 6, we do some numerical experiments for weak lensing and conclude in Sect. 7. In Appendix A, we provide the mathematical expressions for the vector wavelets and in Appendix B, we present the algorithm to perform the E mode convergence reconstruction in a bounded domain using a wavelet Helmholtz decomposition.

2. Weak lensing formalism

2.1. The weak lensing equations

In weak lensing surveys, the observable shear field γ_i can be written in terms of the lensing gravitational potential $\psi(\theta_i)$ (Bartelmann & Schneider 1999):

$$\begin{aligned}\gamma_1 &= \frac{1}{2}(\partial_1^2 - \partial_2^2)\psi \\ \gamma_2 &= \partial_1\partial_2\psi,\end{aligned}\tag{1}$$

where the partial derivatives ∂_i are with respect to θ_i . Notice the difference in sign with respect to (Seitz & Schneider 1996; Lombardi & Bertin 1998).

The shear $\gamma_i(\theta)$ with $i = 1, 2$ is derived from the shapes of galaxies at positions θ in the image. The γ_1 component corresponds to a deformation in the horizontal/vertical direction and the γ_2 component to a deformation in the diagonal direction (see Fig. 1).

The convergence $\kappa(\theta)$ can also be expressed in terms of the lensing potential ψ ,

$$\kappa = \frac{1}{2}(\partial_1^2 + \partial_2^2)\psi,\tag{2}$$

and is related to the mass density $\Sigma(\theta)$ projected along the line of sight by

$$\kappa(\theta) = \frac{\Sigma(\theta)}{\Sigma_{crit}}, \quad (3)$$

where the critical mass density Σ_{crit} is given by

$$\Sigma_{crit} = \frac{c^2}{4\pi G} \frac{D_{OS}}{D_{OL}D_{LS}}, \quad (4)$$

where G is Newton's constant, c the speed of light, and D_{OS} , D_{OL} , and D_{LS} are respectively the angular-diameter distances between the observer and the galaxies, the observer and the lens, and the lens and the galaxies.

2.2. Difference between the sheared galaxies and the shear field γ

The deformation of a circle \mathcal{C} by a shear field provides an ellipse MC and corresponds to the local linear application of the matrix

$$M = (1 - \kappa) \begin{pmatrix} 1 & 0 \\ 0 & 1 \end{pmatrix} + |\gamma| \begin{pmatrix} \cos 2\phi & \sin 2\phi \\ \sin 2\phi & \cos 2\phi \end{pmatrix}, \quad (5)$$

where κ is the convergence, ϕ the angle formed by the larger axis of the ellipse and the (Ox) axis, and $|\gamma|$ the amplitude of the deformation.

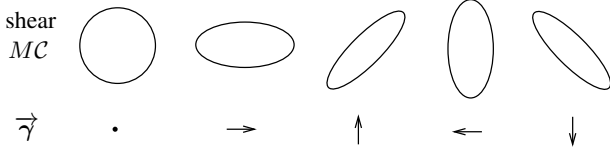


Figure 1. Galaxy shapes and corresponding gravitational shears γ for a circular galaxy.

In the weak lensing approximation, we only consider the shear $\gamma = |\gamma|(\cos 2\phi, \sin 2\phi)$ which concentrates the information on the angle of deformation and the amplitude of deformation and defines a 2D vector field: $\gamma : \Omega \rightarrow \mathbb{R}^2$, see figure 1. Although the shear is often represented by sheared galaxies which is a spin-2 representation, as one can see in the first row of Fig. 1, the shear field γ itself is a usual vector field, as seen in the second row of Fig. 1, so we can compute its divergence and its curl:

$$\text{div } \gamma = \partial_1 \gamma_1 + \partial_2 \gamma_2, \quad \text{curl } \gamma = \partial_1 \gamma_2 - \partial_2 \gamma_1, \quad (6)$$

and apply the Helmholtz decomposition to it.

2.3. The mass inversion

The weak lensing mass inversion problem consists in reconstructing the projected (normalized) mass distribution $\kappa(\theta)$ from the measured shear field $\gamma_i(\theta)$. We invert Eq. (1) to find the lensing potential ψ and then apply formula (2) following the classical methods based on the pioneering work of Kaiser & Squires (1993). In short, this corresponds to (Kaiser & Squires 1993; Starck et al. 2006):

$$\begin{aligned} \tilde{\kappa} &= \Delta^{-1} ((\partial_1^2 - \partial_2^2)\gamma_1 + 2\partial_1\partial_2\gamma_2) \\ &= \frac{\partial_1^2 - \partial_2^2}{\partial_1^2 + \partial_2^2} \gamma_1 + \frac{2\partial_1\partial_2}{\partial_1^2 + \partial_2^2} \gamma_2. \end{aligned} \quad (7)$$

This method usually is called a Fourier transform and has been generalized to spherical harmonics in Pichon et al. (2010) to deal with full-sky maps. To recover κ from both γ_1 and γ_2 there is a degeneracy when $k_1 = k_2 = 0$. Therefore, the mean value of κ cannot be recovered from the shear maps. This is known as the mass-sheet degeneracy.

The most important drawback of this method is that it requires an observation of the shear over the entire sky. As a result, if the observed shear field has a finite size or a complex geometry, then the method can produce artifacts on the reconstructed convergence distribution near the boundaries of the observed field. The error caused by the artificial periodic boundary conditions can not be decreased by taking mirror conditions which remove the discontinuity.

There are local inversions that reduce the unwanted boundary effects (Seitz & Schneider 1996). But regardless of the local formula used, the reconstructed field has more noise than when obtained with a global inversion, and the inversion is unstable in the presence of uncorrelated noise.

The convergence κ can be computed directly in direct space (without the Fourier transform) thanks to the kernel integration (Seitz & Schneider 1996):

$$\kappa(\theta) - \kappa_0 = \frac{1}{\pi} \int_{\theta' \in \Omega} K(\theta, \theta') \cdot \gamma(\theta - \theta') d\theta', \quad (8)$$

where κ_0 stands for the mean value of κ . The kernel K depends on the geometry of the domain Ω . For $\Omega = \mathbb{R}^2$, it is given by

$$K(\varphi, \theta) = \left(\frac{\theta_2^2 - \theta_1^2}{(\theta_1^2 + \theta_2^2)^2}, \frac{-2\theta_1\theta_2}{(\theta_1^2 + \theta_2^2)^2} \right). \quad (9)$$

In Seitz & Schneider (1996), the authors propose to combine the derivatives of (γ_i)

$$\mathbf{u} = \begin{pmatrix} \partial_1 \gamma_1 + \partial_2 \gamma_2 \\ \partial_1 \gamma_2 - \partial_2 \gamma_1 \end{pmatrix}, \quad (10)$$

and then to apply the Helmholtz decomposition $\mathbf{u} = \nabla \kappa^{(E)} + \nabla \times \kappa^{(B)}$, in order to reconstruct the convergence $\kappa = \kappa^{(E)}$.

In the following, we propose to use the Helmholtz decomposition directly on (γ_i) to perform the E/B mode decomposition, and this can be seen as a kind of shortcut in comparison with the Seitz & Schneider method. Furthermore, we also propose to perform the Helmholtz decomposition in the wavelet space using a new kind of border-wavelet, which allows us to reduce border effects during the reconstruction.

2.4. The E and B mode decomposition

Just as a vector field can be decomposed into a gradient or electric (E) component, and a curl or magnetic (B) component, the shear field $\gamma_i(\theta)$ can be decomposed into two components, which for convenience we also call (E) and (B). The decomposition of the shear field into each of these components can be easily performed by noticing that a pure E mode can be transformed into a pure B mode by a clockwise rotation of the sheared galaxies by 45° : $\gamma_1 \rightarrow -\gamma_2$, $\gamma_2 \rightarrow \gamma_1$ (see fig. 1).

Because the weak lensing arises from a scalar potential (the Newtonian potential Φ), it can be shown that weak lensing only produces E modes. As a result, the least square estimator of the E modes convergence field is simply

$$\tilde{\kappa}_E = \Delta^{-1} ((\partial_1^2 - \partial_2^2)\gamma_1 + 2\partial_1\partial_2\gamma_2). \quad (11)$$

The E mode deformations $\gamma^{(E)}$ which satisfy (1) can be equivalently defined by

$$\gamma^{(E)} \in \Gamma_E = \{\gamma : 2\partial_1\partial_2\gamma_1 - (\partial_1^2 - \partial_2^2)\gamma_2 = 0\}. \quad (12)$$

On the other hand, residual systematics arising from imperfect correction of the instrumental PSF or telescope aberrations, generally generates both E and B modes. The presence of B modes can thus be used to test for any residual systematic effects in current weak lensing surveys. For this purpose, the following estimator for the B mode convergence field can be formed (Starck et al. 2006),

$$\tilde{\kappa}_B = \Delta^{-1} (2\partial_1\partial_2\gamma_1 - (\partial_1^2 - \partial_2^2)\gamma_2), \quad (13)$$

and it is consistency with zero will confirm the absence of systematics.

The B mode deformations $\gamma^{(B)}$ derive from potentials ψ_B as

$$\begin{aligned} \gamma_1^{(B)} &= \partial_1\partial_2\psi_B, \\ \gamma_2^{(B)} &= -\frac{1}{2}(\partial_1^2 - \partial_2^2)\psi_B, \end{aligned} \quad (14)$$

and form the set

$$\gamma^{(B)} \in \Gamma_B = \{\gamma : (\partial_1^2 - \partial_2^2)\gamma_1 + 2\partial_1\partial_2\gamma_2 = 0\}. \quad (15)$$

If we consider γ defined on the infinite plan \mathbb{R}^2 or on the torus \mathbb{T}^2 , i.e. $\gamma \in (L^2(\mathbb{R}^2))^2$ or $\gamma \in (L^2(\mathbb{T}^2))^2$, then Γ_E and Γ_B define orthogonal spaces for the usual scalar product in L^2 . This is no longer the case for domains with boundaries. In this case, Γ_E and Γ_B have nonzero common elements.

Solutions (11) and (13) are therefore no longer valid for bounded domains. The gravitational shear that derives from the bi-harmonic function ψ such that $\Delta^2\psi = 0$ produces modes that both remain to Γ_E and Γ_B (Bunn et al. 2003). Indeed, the borders cause mode-mixing or, equivalently, a leakage of E modes into B modes. Therefore, even a pure gravitational shear will produce both E and B modes in a finite field. Consequently, it will be more difficult to confirm the absence of residual systematics with the presence of border effects. More details can be found in Crittenden et al. (2002); Schneider et al. (2002).

In the next section, we propose to explore the use of the Helmholtz decomposition to reduce boundary effects in E and B mode decomposition.

3. Introduction of the Helmholtz decomposition into the weak lensing formalism

In this section, we introduce the relation between the Helmholtz decomposition and the weak lensing E/B mode decomposition. The Helmholtz decomposition in two orthogonal components only stands for unbounded domains. Then the unicity of the κ_E reconstruction on bounded domains can only be obtained under some constraints.

3.1. The weak lensing E/B mode decomposition

On $(L^2(\mathbb{R}^2))^2$, we can express the relations (1) & (14) thanks to the Fourier transform:

$$\begin{aligned}\hat{\gamma}^{(\mathbf{E})}(\mathbf{k}) &= - \begin{bmatrix} \frac{1}{2}(k_1^2 - k_2^2) \\ k_1 k_2 \end{bmatrix} \hat{\psi}^{(\mathbf{E})}(\mathbf{k}), \\ \hat{\gamma}^{(\mathbf{B})}(\mathbf{k}) &= - \begin{bmatrix} k_1 k_2 \\ \frac{1}{2}(-k_1^2 + k_2^2) \end{bmatrix} \hat{\psi}^{(\mathbf{B})}(\mathbf{k}).\end{aligned}\quad (16)$$

It allows us to derive the convergence κ_E deriving from the E modes (the actual convergence) and the convergence κ_B deriving from the B modes (the systematic errors) similarly to (11) and (13):

$$\hat{\kappa}(\mathbf{k}) = \begin{bmatrix} \hat{\kappa}_E(\mathbf{k}) \\ \hat{\kappa}_B(\mathbf{k}) \end{bmatrix} = \underbrace{\frac{1}{|\mathbf{k}|^2} \begin{bmatrix} k_1^2 - k_2^2 & 2k_1 k_2 \\ 2k_1 k_2 & -k_1^2 + k_2^2 \end{bmatrix}}_{A_\kappa} \begin{bmatrix} \hat{\gamma}_1(\mathbf{k}) \\ \hat{\gamma}_2(\mathbf{k}) \end{bmatrix}, \quad (17)$$

where hat symbols denote the Fourier transforms.

3.2. Relation between Helmholtz and E/B modes decompositions on an unbounded domain

The Helmholtz decomposition theorem says that every vector field γ , defined everywhere in space can be decomposed into a rotational part $\gamma_{\text{div } 0}$ and an irrotational part $\gamma_{\text{curl } 0}$. The Helmholtz decomposition consists, for a vector field γ , in writing

$$\gamma = \gamma_{\text{div } 0} + \gamma_{\text{curl } 0} = \begin{pmatrix} \partial_2 \psi \\ -\partial_1 \psi \end{pmatrix} + \begin{pmatrix} \partial_1 p \\ \partial_2 p \end{pmatrix}, \quad (18)$$

where $\gamma_{\text{div } 0} = \nabla \times \psi$ and $\gamma_{\text{curl } 0} = \nabla p$ with ψ and p differentiable functions.

This decomposition is unique for domains without boundaries. In the Fourier domain, it consists in decomposing the vector field $\hat{\gamma}(\mathbf{k})$ in the longitudinal direction, i.e. parallel to \mathbf{k} and in the transverse direction, i.e. perpendicular to \mathbf{k} . The longitudinal component corresponds to the curl-free component and the transverse component to the divergence-free component.

Using the following notations: $\mathbb{P}\gamma = \gamma_{\text{div } 0}$ and $\mathbb{Q}\gamma = \gamma_{\text{curl } 0}$, we obtain

$$\hat{\gamma} = \widehat{\mathbb{P}\gamma} + \widehat{\mathbb{Q}\gamma}, \quad (19)$$

with:

$$\widehat{\mathbb{P}\gamma}(\mathbf{k}) = \underbrace{\frac{1}{|\mathbf{k}|^2} \begin{bmatrix} k_2^2 & -k_1 k_2 \\ -k_1 k_2 & k_1^2 \end{bmatrix}}_{A_\mathbb{P}} \hat{\gamma}(\mathbf{k}) \quad (20)$$

$$\widehat{\mathbb{Q}\gamma}(\mathbf{k}) = \underbrace{\frac{1}{|\mathbf{k}|^2} \begin{bmatrix} k_1^2 & k_1 k_2 \\ k_1 k_2 & k_2^2 \end{bmatrix}}_{A_\mathbb{Q}} \hat{\gamma}(\mathbf{k}). \quad (21)$$

From equations (17), (20), and (21), we have $A_\kappa = -A_\mathbb{P} + A_\mathbb{Q}$. Then

$$\kappa = \begin{bmatrix} \hat{\kappa}_E(\mathbf{k}) \\ \hat{\kappa}_B(\mathbf{k}) \end{bmatrix} = -A_\mathbb{P} \begin{bmatrix} \hat{\gamma}_1(\mathbf{k}) \\ \hat{\gamma}_2(\mathbf{k}) \end{bmatrix} + A_\mathbb{Q} \begin{bmatrix} \hat{\gamma}_1(\mathbf{k}) \\ \hat{\gamma}_2(\mathbf{k}) \end{bmatrix}. \quad (22)$$

This provides the following E and B modes convergence:

$$\text{if } \gamma = \mathbb{P}\gamma + \mathbb{Q}\gamma, \quad (23)$$

$$\text{then } \kappa = \begin{bmatrix} \kappa_E \\ \kappa_B \end{bmatrix} = -\mathbb{P}\gamma + \mathbb{Q}\gamma. \quad (24)$$

3.3. Relation between Helmholtz and E/B mode decompositions on a bounded domain

On the square $\Omega = (0, 1)^2$, the Helmholtz decomposition becomes much more complicated, see (Dautray & Lions 1984, for further details). Indeed, the unicity of the Helmholtz decomposition $\gamma = \mathbb{P}\gamma + \mathbb{Q}\gamma$ disappears. However, it can be regained by considering three components in the orthogonal decomposition:

$$\gamma = \gamma_{\text{div } 0} + \gamma_{\text{curl } 0} + \gamma_{\text{harm}}, \quad (25)$$

with $\text{div } \gamma_{\text{div } 0} = 0$ on the square Ω and $\gamma_{\text{div } 0} \cdot \mathbf{n} = 0$ on the borders of the square $\partial\Omega$, $\text{curl } \gamma_{\text{curl } 0} = 0$ on Ω and $\gamma_{\text{curl } 0} \cdot \boldsymbol{\tau} = 0$ on $\partial\Omega$, and $\text{div } \gamma_{\text{harm}} = \text{curl } \gamma_{\text{harm}} = 0$ on Ω , where \mathbf{n} and $\boldsymbol{\tau}$ are the normal and tangential unit vectors on $\partial\Omega$. This new term γ_{harm} derives from a harmonic function on Ω : $\gamma_{\text{harm}} = \nabla p_0 = \nabla \times \omega_0$ with $\Delta p_0 = \Delta \omega_0 = 0$. Alternatively we can write $\gamma_{\text{harm}} = \nabla p_0 + \nabla \times \omega_0$ where p_0 and ω_0 are harmonic functions.

Considering the Helmholtz decomposition of $\gamma = \mathbb{P}\gamma + \mathbb{Q}\gamma$, the new term γ_{harm} can be included either in the divergence-free part or in the curl-free part of the decomposition. This decomposition is no longer unique, and it is the same for the E/B mode

decomposition (24).

However, the unicity of the reconstruction of κ_E can be obtained under the condition $\kappa_B = 0$. Indeed, if $\gamma \in (L^2([0, 1]^2))^2$ is split into a divergence-free part $\mathbb{P}\gamma$ and a curl-free part $\mathbb{Q}\gamma$, satisfying

$$\gamma = \mathbb{P}\gamma + \mathbb{Q}\gamma \quad \text{and} \quad \begin{pmatrix} \kappa_E \\ 0 \end{pmatrix} = -\mathbb{P}\gamma + \mathbb{Q}\gamma, \quad (26)$$

then, γ remains to Γ_E as defined in (12). In addition, the convergence κ_E is uniquely defined, modulo an additive constant. Reciprocally, if γ remains to Γ_E , then we have the decomposition

$$\begin{aligned} \gamma &= \begin{pmatrix} \frac{\partial_1^2 - \partial_2^2}{2} \\ \partial_1 \partial_2 \end{pmatrix} \psi \\ &= \underbrace{\frac{1}{2} \begin{pmatrix} -\partial_2 \\ \partial_1 \end{pmatrix} \partial_2 \psi}_{=\mathbb{P}\gamma} + \underbrace{\frac{1}{2} \begin{pmatrix} \partial_1 \\ \partial_2 \end{pmatrix} \partial_1 \psi}_{=\mathbb{Q}\gamma}, \end{aligned} \quad (27)$$

and

$$\kappa = \begin{bmatrix} \kappa_E \\ \kappa_B \end{bmatrix} = -\frac{1}{2} \begin{pmatrix} -\partial_2 \\ \partial_1 \end{pmatrix} \partial_2 \psi + \frac{1}{2} \begin{pmatrix} \partial_1 \\ \partial_2 \end{pmatrix} \partial_1 \psi, \quad (28)$$

so $\kappa_B = -\frac{1}{2} \partial_1 \partial_2 \psi + \frac{1}{2} \partial_2 \partial_1 \psi = 0$. The same is true for the B modes. Under the constraint $\kappa_E = 0$, γ remains to Γ_B as defined in (15) and κ_B is uniquely defined, modulo an additive constant.

This method offers a way to recover the E modes convergence without the border effects. But the constraint $\kappa_B = 0$ should be used carefully, because it assumes that there are no residual systematics in the data due to the observational or instrumental effects. We see in the following that we can relax this constraint, and impose that $\kappa_B = 0$ only on the border, and have a good reconstruction of E modes, even in the presence of B modes.

4. Discretization of the problem

4.1. Using a harmonic decomposition

To solve the weak lensing problem on a bounded domain Ω using the formula (26), a possible solution consists in writing γ as

$$\gamma = \nabla p + \nabla \times \omega + \nabla p_0 + \nabla \times \omega_0, \quad (29)$$

with

$$\Delta p = \text{div } \gamma, \quad \Delta \omega = \text{curl } \gamma, \quad (30)$$

where $p = 0$ and $\omega = 0$ on the borders of the square $\delta\Omega$ and

$$\Delta p_0 = 0, \quad \Delta \omega_0 = 0, \quad (31)$$

i.e., p_0 and ω_0 are harmonic functions on Ω .

From the relations (24) and (29), we can rewrite the E/B modes decomposition as

$$\kappa = \begin{bmatrix} \kappa_E \\ \kappa_B \end{bmatrix} = -(\nabla p + \nabla p_0) + (\nabla \times \omega + \nabla \times \omega_0). \quad (32)$$

This decomposition is not unique, and we have to find how to split the harmonic term γ_{harm} into ∇p_0 and $\nabla \times \omega_0$.

By assuming γ derives from the gravitational potential without residual systematics, we can apply to the solution the constraint that $\kappa_B = 0$ on all the domain Ω . Then, the solution to this problem becomes unique and the convergence is given by Eq. (32).

Then, p_0 and ω_0 can be estimated accurately by minimizing the following quantity:

$$\min_{p_0, \omega_0} \|\gamma - \nabla p - \nabla \times \omega - \nabla p_0 - \nabla \times \omega_0\|^2 + \|\kappa_B\|^2, \quad (33)$$

where ∇p and $\nabla \times \omega$ can be obtained from the relation (30) and ∇p_0 and $\nabla \times \omega_0$ can be obtained by decomposing p_0 and ω_0 in a basis of harmonic functions on Ω ($p_0 = \sum_{n=1}^N c_n \psi_n$ and $\omega_0 = \sum_{n=1}^N d_n \psi_n$) and minimizing the quantity (33). A set of harmonic functions ψ_n can be built as

$$\begin{aligned} \psi_{2n-1} &= \mathcal{R}((x_1 + ix_2)^n), \\ \psi_{2n} &= \mathcal{I}((x_1 + ix_2)^n), \quad \text{for } n \geq 1. \end{aligned} \quad (34)$$

Or, alternatively,

$$\begin{aligned} \psi_{2n-1} &= \mathcal{R}(\exp(n(x_1 + ix_2)/L)), \\ \psi_{2n} &= \mathcal{I}(\exp(n(x_1 + ix_2)/L)), \quad \text{for } n \in \mathbb{Z}^*, \end{aligned} \quad (35)$$

where \mathcal{R} and \mathcal{I} stand for the real and imaginary parts, and L is a constant such that $2\pi L$ is larger than the size of the domain.

4.2. Using a wavelet decomposition

To solve the weak lensing problem on a bounded domain Ω , another possible solution consists in looking for a decomposition of γ of the form:

$$\gamma = \nabla(p + p_0) + \nabla \times (\omega + \omega_0) = \nabla p' + \nabla \times \omega'. \quad (36)$$

By considering a zero B modes constraint as in the previous section,

$$\begin{bmatrix} \kappa_E \\ \kappa_B \end{bmatrix} = -\nabla p' + \nabla \times \omega', \quad \text{with } \kappa_B = 0, \quad (37)$$

the problem can be solved by minimizing the following quantity:

$$\min_{p', \omega'} \|\gamma - \nabla p' - \nabla \times \omega'\|^2 + \|\kappa_B\|^2. \quad (38)$$

This minimization problem may involve two bases $\{\Psi_{jk}^{\text{curl}}\}$ and $\{\Psi_{jk}^{\text{div}}\}$ of the divergence-free and curl-free functions on Ω without any boundary conditions:

$$\nabla \times (\omega + \omega_0) = \sum_{jk} d_{jk}^{\text{curl}} \Psi_{jk}^{\text{curl}}, \quad \nabla(p + p_0) = \sum_{jk} d_{jk}^{\text{div}} \Psi_{jk}^{\text{div}}. \quad (39)$$

This is the option that has been considered in the paper. The basis functions Ψ_{jk}^{curl} and Ψ_{jk}^{div} will consist of wavelets. The construction of these wavelets will be presented in the next section and in Appendix A. Only a few of the boundary elements Ψ_{jk}^{curl} and Ψ_{jk}^{div} do not satisfy the conditions $\gamma_{\text{div}0} \cdot \mathbf{n} = 0$ and $\gamma_{\text{curl}0} \cdot \boldsymbol{\tau} = 0$ on the border $\partial\Omega$ as in the decomposition (30). Then it is possible to restrain the zero B mode constraint to these border wavelets, and we call this the B-zero border constraint.

5. Construction of wavelets for Helmholtz decomposition

In this section, we first review briefly the construction of divergence-free and curl-free wavelets on an unbounded domain. In Appendix A, we present in detail the bases that we have selected. Then, we exhibit new divergence-free and curl-free wavelets on the square that satisfy suitable boundary conditions.

5.1. Unbounded domain

Divergence-free and curl-free wavelets

The compactly supported divergence-free wavelets in $(L^2(\mathbb{R}^n))^n$ originally developed by Lemarié-Rieusset (1992) are based on the existence of two different 1D multiresolution analyses (MRA) of $L^2(\mathbb{R})$ related by differentiation and integration. Given a 1D multiresolution analysis (φ_1, ψ_1) with $\varphi_1 \in C^{1+\epsilon}$ for $\epsilon > 0$, there is another 1D MRA (φ_0, ψ_0) such that

$$\varphi_1'(x) = \varphi_0(x) - \varphi_0(x-1), \quad \psi_1'(x) = 4\psi_0(x). \quad (40)$$

Different MRA divergence-free wavelets can be constructed from different families of 1D MRA's. The construction of MRA curl-free wavelets follows the same approach. Fig. 2 shows an example of a family of 1D MRA functions and Fig. 3 shows the corresponding 2D divergence-free wavelets. These wavelets form a basis of the space of the divergence-free functions on \mathbb{R}^2 . Nevertheless, they are not suited to implementing the Helmholtz decomposition.

For this purpose, we prefer to use the hyperbolic divergence-free and curl-free wavelets proposed by Deriaz & Perrier (2009), which form better conditioned bases. They are based on multidimensional hyperbolic wavelets introduced by DeVore et al. (1998). The advantage of these wavelets is that there is a fast algorithm to compute the Helmholtz decomposition in terms of divergence-free and curl-free wavelets.

The Helmholtz decomposition in the wavelet domain uses both the divergence-free and curl-free wavelets. As the divergence-free and curl-free wavelets form biorthogonal bases in their respective spaces, the coefficients $d_{j,k}^{\text{curl}}$ and $d_{j,k}^{\text{div}}$ corresponding to the divergence-free and curl-free parts (eq. (39)) are, in practice, computed with an iterative algorithm (see Deriaz & Perrier 2006, for more details).

5.2. Bounded domain

The Helmholtz decomposition (39) may be generalized to bounded domains with non-periodic boundary conditions by the construction of divergence-free and curl-free wavelets on the interval. Since divergence-free and curl-free wavelets are constructed from standard, compactly supported, biorthogonal wavelet bases, they can incorporate boundary conditions. The following section introduces a new construction of wavelets well suited to the Helmholtz decomposition on bounded domains.

5.2.1. Wavelet transforms on the interval

We obtain wavelets on the square by taking tensor products of 1D wavelets on the interval. The wavelets on the interval we introduce here differ from the original constructions (Meyer 1990; Cohen et al. 1993) and rely on the lifting scheme (Daubechies & Sweldens 1998).

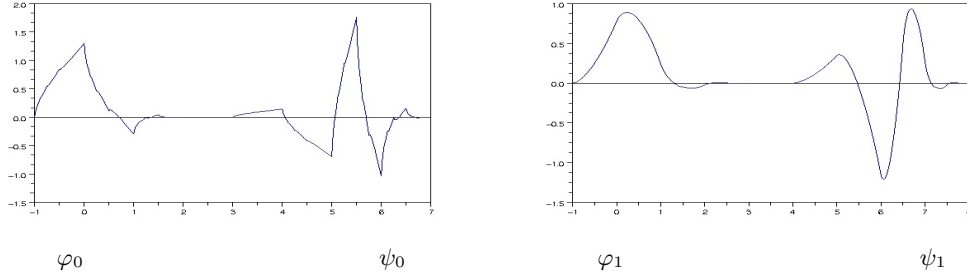


Figure 2. Example of two1D MRA related by differentiation and integration. Scaling functions and associated wavelets for biorthogonal MRA with 2 (left) and 3 (right) zero moments.

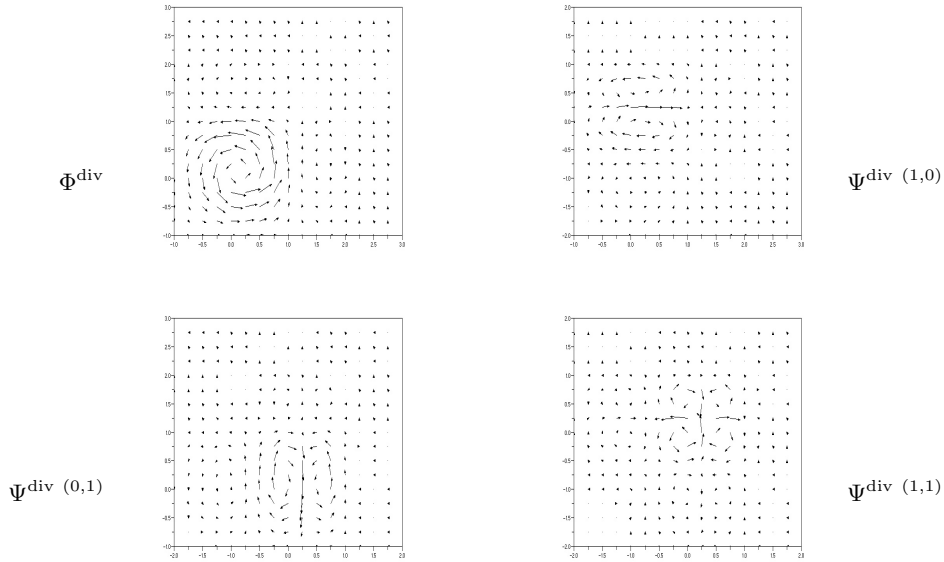


Figure 3. Example of a 2D divergence-free wavelet basis designed from the Lemarié & Rieusset (1992) scheme.

The properties of these MRA on the interval allow us to apply the wavelet Helmholtz algorithm efficiently on the square: the partition of the unity property facilitates the approximation of the data, and that only $\varphi^{(1)}$ and $\varphi^{(N)}$ differ from 0 at the boundaries permits us to impose boundary conditions on the wavelets.

An example of spline divergence-free wavelets issued from this construction is shown in Fig. 5 for free boundary (left) and for sliding conditions (right). The boundary curl-free wavelets can be constructed similarly. We

applied the resulting boundary divergence-free and curl-free wavelets to perform a Helmholtz decomposition on the bounded domain. In the next section, we present the results obtained with the algorithms that are derived from this construction and presented in Appendix B.

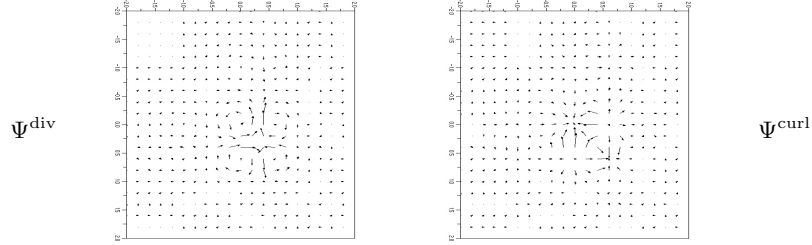


Figure 4. Examples of hyperbolic 2D divergence-free and curl-free wavelets.

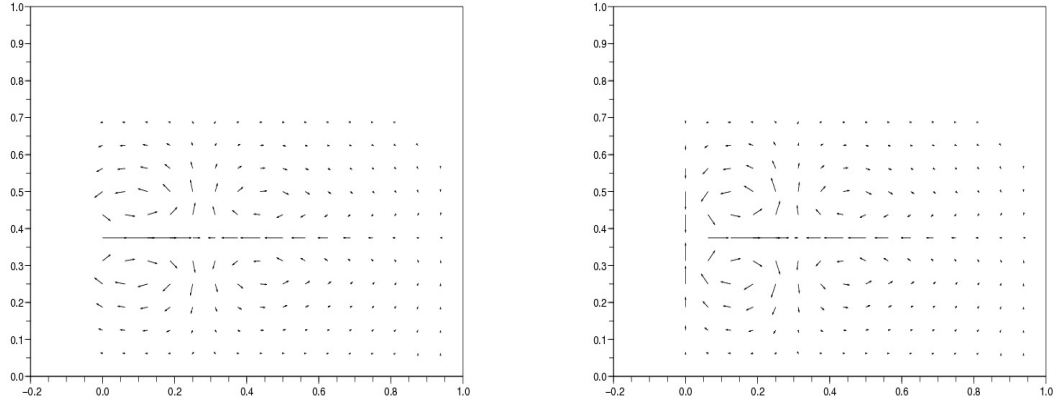


Figure 5. Example of divergence-free wavelets with a free (left) and a sliding boundary condition (right).

6. Numerical experiment for weak lensing

6.1. Simulated data

We have run realistic simulated convergence mass maps derived from N-body cosmological simulations using the RAMSES code (Teyssier 2002). The cosmological model is chosen to be in concordance with the Λ CDM model. We chose a model with the following parameters close to WMAP : $\Omega_m = 0.3$, $\sigma_8 = 0.9$, $\Omega_L = 0.7$, $h = 0.7$. Each simulation has 256^3 particles with a box size of 162 Mpc/h. The resulting convergence map covers a field of $2^\circ \times 2^\circ$ with 350×350 pixels and assumes a galaxy redshift of 1. The overdensities correspond to the halos of groups and clusters of galaxies.

6.2. Example with no B modes

In this experiment, we computed the shear map γ^S from the simulated map κ^S , and we have extracted a sub area γ^D from γ^S . The lefthand side of Fig. 6 shows the simulated κ^S mass map and its corresponding shear field. The righthand side of Fig. 6 shows the subfield γ^D which is used for the reconstruction. Then we reconstructed $\tilde{\kappa}_E$ and $\tilde{\kappa}_B$ from γ^D , and compared $\tilde{\kappa}_E$ to κ^T , where κ^T is the corresponding original area of κ^S . This allows us to study how well the reconstructing methods perform with the border problem.

Figure 7 shows the error maps relative to four different reconstruction methods: i) the standard FFT approach, ii) Seitz & Schneider method, iii) the wavelet Helmholtz (50 iterations) with a zero B-mode border constraint, and iv)

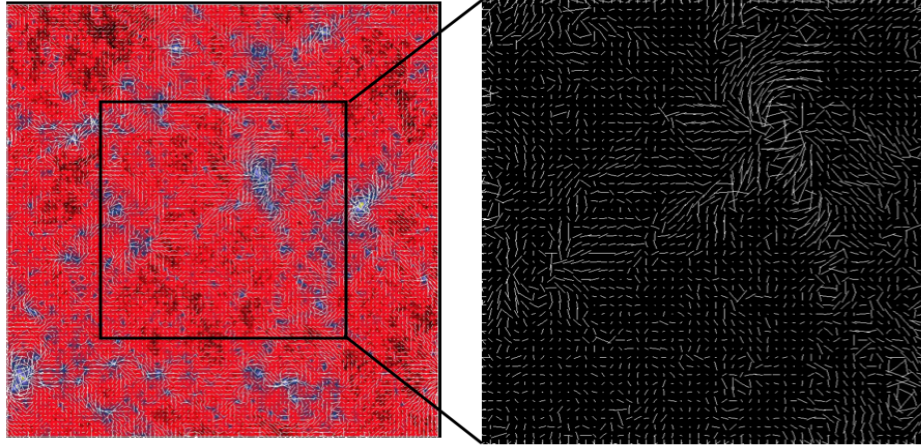


Figure 6. Left, simulated κ^S image and its corresponding shear field γ^S . Right, extracted subfield γ^D . The extraction breaks the periodicity of the data.

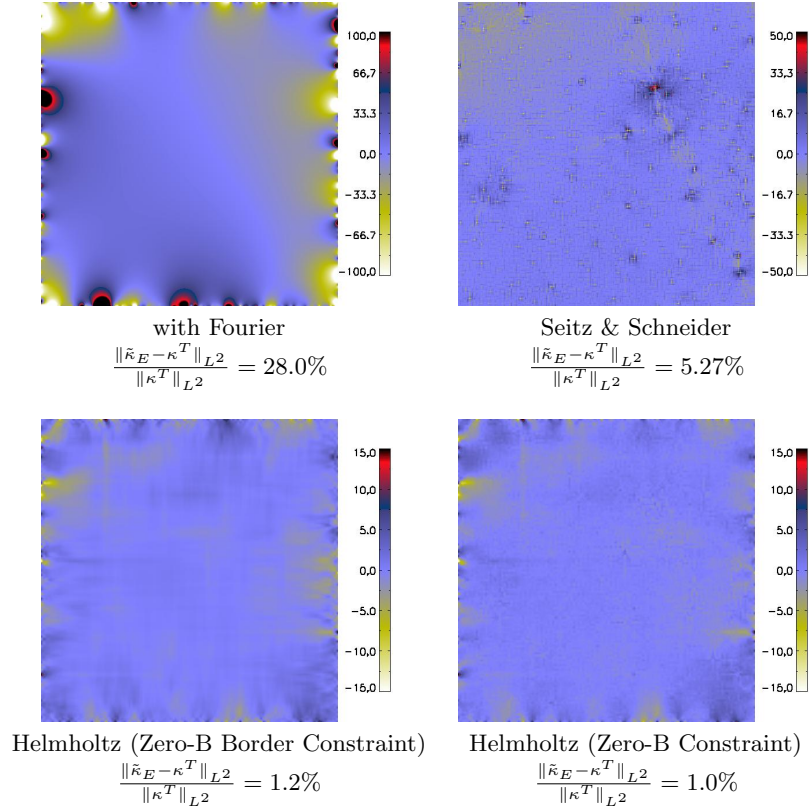


Figure 7. Reconstruction error maps for four different methods: with the Fourier transform (top left), Seitz & Schneider (top right), with the constrained Helmholtz decomposition with the constraint only on the boundary (bottom left), and on all the domain (bottom right).

the wavelet Helmholtz (50 iterations) with a zero B-mode constraint. The error maps were obtained by $\varepsilon = \tilde{\kappa}_{\text{rec}} - \kappa^T$.

We calculated the relative percentage error on both E and B modes: $\epsilon_E = \frac{\|\tilde{\kappa}_E - \kappa^T\|}{\|\kappa^T\|}$ and $\epsilon_B = \frac{\|\tilde{\kappa}_B\|}{\|\kappa^T\|}$, and obtain $\epsilon_E = 28\%$, $\epsilon_E = 5.3\%$, $\epsilon_E = 1.2\%$ and $\epsilon_E = 1.0\%$ for the four methods respectively. For the B mode component, we obtained $\epsilon_B = 30.2\%$ for FFT approach and $\epsilon_B = 1.3\%$ for the wavelet Helmholtz with a zero B modes border constraint. Figure 8 shows the reconstructed B-mode map for the Fourier method and the wavelet Helmholtz with a zero B modes border constraint.

This error is not due to the discontinuity on the boundary because we tested the mirroring technique, which consists in symmetrizing the data along the (Ox) and (Oy) axes in order to recover the continuity in exchange to a doubling of the size of the domain. It produced almost the same error in terms of norm as a straightforward Fourier transform.

From this experiment, we can conclude that the wavelet Helmholtz method allows us to dramatically reduce the error relative to the border effect, when no B modes contaminate our data.

6.3. Example with B modes

In this experiment, we have added B modes. The B-mode map consists in a Gaussian with a maximum equal to 10% of the maximum of κ^T from the mass map. Since the constrained wavelet Helmholtz decomposition assumes no B modes, or zero-border B modes, it is interesting to see what happens when we introduce some actual B modes into the model.

Figure 9 shows the reconstruction error maps with the three methods. We can see that the reconstruction error when using Fourier is not amplified in the presence of B modes, while the error increases when using the wavelet Helmholtz with a constraint on the B modes. This is expected since the model is not completely true anymore. We note, however, that even if the error increases, it is still much below the FFT error. In this case, wavelet Helmholtz with zero border B modes is more robust than wavelet Helmholtz with zero B modes.

Figure 10 shows the original B mode map and the reconstructed error maps for both the Fourier transform and the wavelet Helmholtz decomposition with a zero B-mode border constraint. From this experiment, we can conclude that the wavelet Helmholtz method with zero-border B-

mode constraint is the best trade-off when some residual B modes may contaminate the data.

7. Conclusion

We have sorted out a direct and original relationship between the Helmholtz decomposition and the E/B mode reconstruction. The Helmholtz decomposition can be performed without the FFT, by using divergence-free and curl-free wavelets. This wavelet Helmholtz decomposition is iterative, and we have shown that we have different strategies to handle the border, thanks to the versatility of wavelets. This means that, periodic borders are not a curse anymore. Indeed, we were able to design two kinds of Helmholtz decompositions, one imposing B modes as equal to 0, and another imposing B modes as zero only on the border. We have shown that both approaches outperform the FFT-based standard E/B mode reconstruction, which suffers from the serious drawback of imposing periodic border conditions that concentrate in the low frequencies. The smaller the field, the more important the bias introduced by this periodic border condition. In our experiments, using the Helmholtz wavelet decomposition reduces dramatically the error. We have shown that the wavelet Helmholtz decomposition outperforms also Seitz and Schneider method (Seitz & Schneider 1996). Our approach also offers the advantage of no needing to pixelate the shear map. Indeed, both divergence-free and curl-free wavelet transforms can be applied directly on the shear catalog without having to pixelate first on a uniform grid.

However, at this stage, our wavelet Helmholtz cannot be properly used yet on real data. Indeed, two main issues have not been addressed in this paper, the noise and the missing data. Both may be problematic: stability, convergence, and unicity of the solution must be studied in detail. This will be done in the future.

Acknowledgements. The authors thank Peter Schneider for kindly providing his code, and Adrienne Leonard for her help in using it. This work was supported by the French National Agency for Research (ANR -08-EMER-009-01) and the European Research Council grant SparseAstro (ERC-228261).

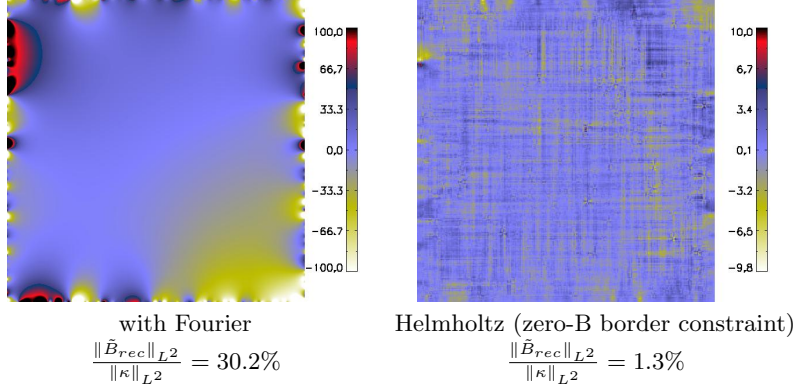
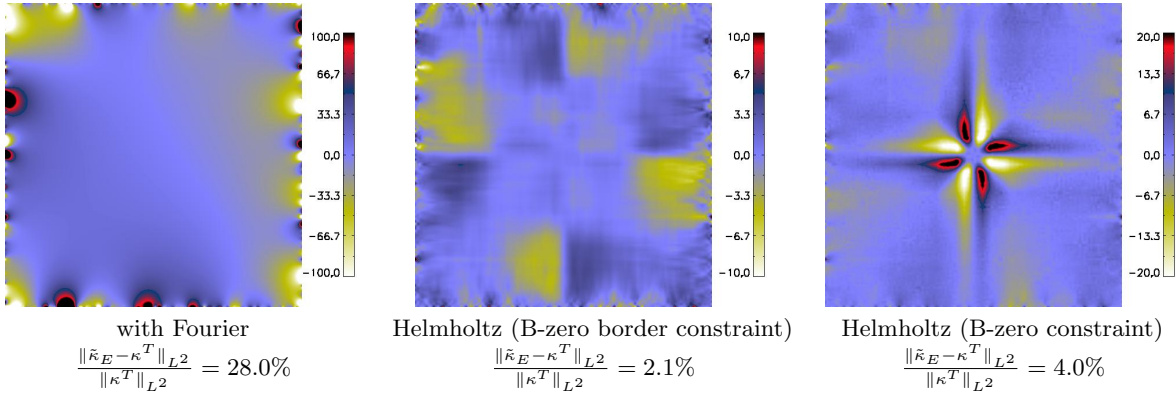


Figure 8. B-mode reconstructed maps.

Figure 9. Maps of the reconstruction error on κ_E for three different methods when B modes contaminate the data.

Appendix A: Divergence-free wavelets on a square domain

Expression of the divergence-free and curl-free wavelets

With the 1D wavelets of Eq. (40), the 2D *isotropic* divergence-free scaling function is defined as (Lemarié-Rieusset 1992)

$$\Phi^{\text{curl}}(x_1, x_2) = \begin{pmatrix} \varphi_1(x_1)\varphi'_1(x_2) \\ -\varphi'_1(x_1)\varphi_1(x_2) \end{pmatrix}, \quad (41)$$

and the details on each scale are obtained from the three wavelets

- Horizontal wavelet:

$$\Psi_{j,\mathbf{k}}^{\text{curl}(1,0)}(x_1, x_2) = \begin{pmatrix} \psi_1(2^j x_1 - k_1)\varphi'_1(2^j x_2 - k_2) \\ -\psi'_1(2^j x_1 - k_1)\varphi_1(2^j x_2 - k_2) \end{pmatrix};$$

- Vertical wavelet:

$$\Psi_{j,\mathbf{k}}^{\text{curl}(0,1)}(x_1, x_2) = \begin{pmatrix} -\varphi_1(2^j x_1 - k_1)\psi'_1(2^j x_2 - k_2) \\ \varphi'_1(2^j x_1 - k_1)\psi_1(2^j x_2 - k_2) \end{pmatrix};$$

- Diagonal wavelet:

$$\Psi_{j,\mathbf{k}}^{\text{curl}(1,1)}(x_1, x_2) = \begin{pmatrix} \psi_1(2^j x_1 - k_1)\psi'_1(2^j x_2 - k_2) \\ -\psi'_1(2^j x_1 - k_1)\psi_1(2^j x_2 - k_2) \end{pmatrix}.$$

The hyperbolic divergence-free vector wavelets are expressed as

- Divergence-free wavelets:

$$\Psi_{j,\mathbf{k}}^{\text{curl}}(x_1, x_2) = \begin{pmatrix} 2^{j_2}\psi_1(2^{j_1}x_1 - k_1)\psi_0(2^{j_2}x_2 - k_2) \\ -2^{j_1}\psi_0(2^{j_1}x_1 - k_1)\psi_1(2^{j_2}x_2 - k_2) \end{pmatrix}; \quad (42)$$

- Curl-free wavelets:

$$\Psi_{j,\mathbf{k}}^{\text{div}}(x_1, x_2) = \begin{pmatrix} 2^{j_1}\psi_0(2^{j_1}x_1 - k_1)\psi_1(2^{j_2}x_2 - k_2) \\ 2^{j_2}\psi_1(2^{j_1}x_1 - k_1)\psi_0(2^{j_2}x_2 - k_2) \end{pmatrix} \quad (43)$$

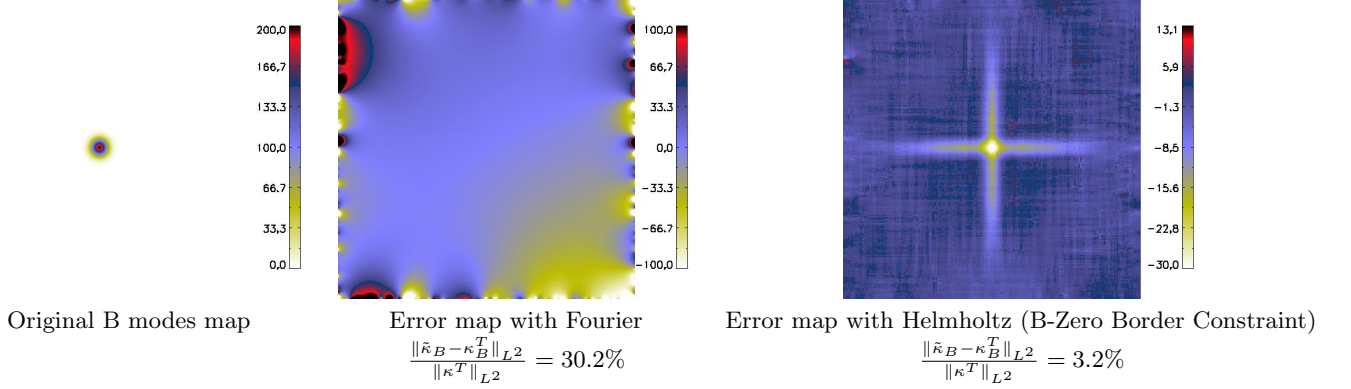


Figure 10. Original B mode and reconstructed error maps for the B modes map κ_B .

with the scale parameter $\mathbf{j} = (j_1, j_2) \in \mathbb{Z}^2$ and the position parameter $\mathbf{k} = (k_1, k_2) \in \mathbb{Z}^2$. The wavelet is localized at $(2^{-j_1}k_1, 2^{-j_2}k_2)$.

The fast wavelet decomposition in these vector wavelet bases proceeds as follows. First, in 2D, we need to define two differentiable wavelet bases (Deriaz & Perrier 2006):

$$\begin{aligned} \Psi_{1,\mathbf{j},\mathbf{k}}(x_1, x_2) &= \begin{pmatrix} \psi_1(2^{j_1}x_1 - k_1)\psi_0(2^{j_2}x_2 - k_2) \\ 0 \end{pmatrix} \\ \tilde{\Psi}_{1,\mathbf{j},\mathbf{k}}(x_1, x_2) &= \begin{pmatrix} 0 \\ \psi_0(2^{j_1}x_1 - k_1)\psi_1(2^{j_2}x_2 - k_2) \end{pmatrix} \\ \Psi_{2,\mathbf{j},\mathbf{k}}(x_1, x_2) &= \begin{pmatrix} 0 \\ \psi_0(2^{j_1}x_1 - k_1)\psi_1(2^{j_2}x_2 - k_2) \end{pmatrix} \\ \tilde{\Psi}_{2,\mathbf{j},\mathbf{k}}(x_1, x_2) &= \begin{pmatrix} 0 \\ \psi_1(2^{j_1}x_1 - k_1)\psi_0(2^{j_2}x_2 - k_2) \end{pmatrix}. \end{aligned} \quad (44)$$

We decompose the field γ in these bases. Then, as the divergence-free and curl-free wavelets are defined by

$$\Psi_{\mathbf{j},\mathbf{k}}^{\text{curl}} = 2^{j_2}\Psi_{1,\mathbf{j},\mathbf{k}} - 2^{j_1}\Psi_{2,\mathbf{j},\mathbf{k}}, \text{ and}$$

$$\Psi_{\mathbf{j},\mathbf{k}}^{\text{div}} = 2^{j_1}\tilde{\Psi}_{1,\mathbf{j},\mathbf{k}} + 2^{j_2}\tilde{\Psi}_{2,\mathbf{j},\mathbf{k}}.$$

The vector wavelet expansion is obtained by a change of basis (cf (Deriaz & Perrier 2006)).

One can notice that the divergence-free wavelets correspond to the rotational of the wavelet basis $\{\frac{1}{4}(\psi_{1,j_1,k_1} \otimes \psi_{1,j_2,k_2})\}$ and the curl-free wavelets correspond simply to its gradient.

Multi-Resolution Analyses on the interval linked by derivation

We extend this construction to bounded domains using special 1D wavelets on the interval. To obtain the MRAs

on $[0, 1]$, we modify the filters of multiresolution analyses on \mathbb{R} on the boundaries. The associated scaling functions (father wavelets) form a partition of unity in the sense that their sum is equal to one. For instance the quadratic spline filter,

$$\varphi_1(x) = \frac{1}{4}\varphi_1(2x+1) + \frac{3}{4}\varphi_1(2x) + \frac{3}{4}\varphi_1(2x-1) + \frac{1}{4}\varphi_1(2x-2), \quad (45)$$

is modified on the left boundary to

$$\varphi_1^{(1)}(x) = \varphi_1^{(1)}(2x) + \frac{1}{2}\varphi_1^{(2)}(2x), \quad (46)$$

and

$$\varphi_1^{(2)}(x) = \frac{1}{2}\varphi_1^{(2)}(2x) + \frac{3}{4}\varphi_1(2x-1) + \frac{1}{4}\varphi_1(2x-2). \quad (47)$$

We thus we obtain the corresponding scaling functions plotted in Fig. 11.

To form the divergence-free and curl-free wavelets, we need two MRAs linked by derivation. In the following, we present a method to integrate an MRA that was partially derived from Stevenson (2010).

We start from a Multi-Resolution Analysis (MRA) $(\varphi_0^{(1)}, \varphi_0^{(2)}, \dots, \varphi_0^{(M)})$ on the interval $[0, N]$, verifying

$$\sum_{i=1}^M \varphi_0^{(i)}(x) = \mathbf{1}_{[0,N]}(x), \quad \text{and} \quad \varphi_0^{(1)}(0) = \varphi_0^{(M)}(N) = 1. \quad (48)$$

We put

$$c_0^{(i)} = \int_0^N \varphi_0^{(i)}(x) dx. \quad (49)$$

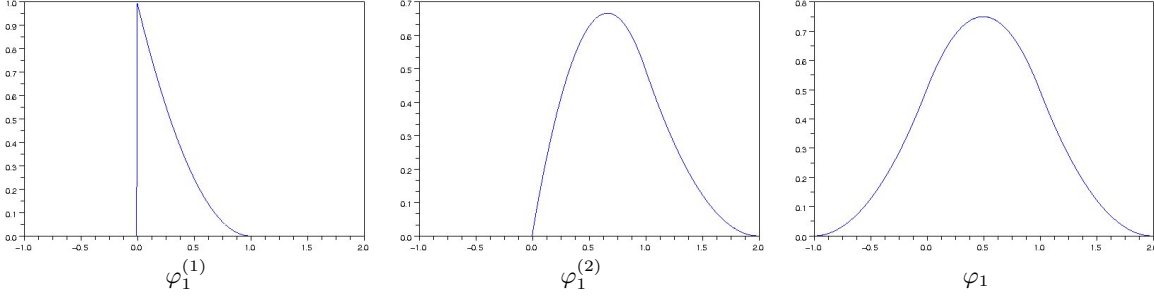


Figure 11. Quadratic spline scaling functions adapted to the left boundary of the interval.

Then we define the MRA $(\varphi_1^{(1)}, \varphi_1^{(2)}, \dots, \varphi_1^{(M+1)})$ by

$$\varphi_1^{(1)}(x) = 1 - \frac{1}{c_0^{(1)}} \int_0^x \varphi_0^{(1)}(t) dt, \quad (50)$$

$$\varphi_1^{(i)}(x) = \int_0^x \left(\frac{1}{c_0^{(i-1)}} \varphi_0^{(i-1)}(t) - \frac{1}{c_0^{(i)}} \varphi_0^{(i)}(t) \right) dt, \quad (51)$$

for $i = 2, \dots, M$,

$$\varphi_1^{(M+1)}(x) = \frac{1}{c_0^{(M)}} \int_0^x \varphi_0^{(M)}(t) dt. \quad (52)$$

Then the set $\{\varphi_1^{(i)}\}$ forms a partition of the unity,

$$\sum_{i=1}^{N+n} \varphi_1^{(i)}(x) = \mathbf{1}_{[0,N]}(x), \quad (53)$$

and satisfies $\varphi_1^{(1)}(0) = \varphi_1^{(M+1)}(N) = 1$. Thanks to this construction, to any wavelet ψ_1^ℓ defined in the MRA formed by $(\varphi_1^{(1)}, \dots, \varphi_1^{(M+1)})$ we can associate a wavelet ψ_0^ℓ in the MRA formed by $(\varphi_0^{(1)}, \dots, \varphi_0^{(M)})$ by the relation $\psi_1^{\ell'} = 4\psi_0^\ell$.

In the example of Section 5.2.1, the corresponding MRA $(\varphi_0^{(1)}, \dots, \varphi_0^{(M)})$ are the linear splines on the interval. The filter is given by

$$\varphi_0(x) = \frac{1}{2}\varphi_0(2x+1) + \varphi_0(2x) + \frac{1}{2}\varphi_0(2x-1), \quad (54)$$

and the left boundary filter by

$$\varphi_0^{(1)}(x) = \varphi_0^{(1)}(2x) + \frac{1}{2}\varphi_0(2x-1), \quad (55)$$

Divergence-free wavelets on a bounded domain

From the differentiation relation introduced above

$$\psi_1^{b'} = 4\psi_0^b, \quad (56)$$

we form the boundary divergence-free wavelets:

$$\Psi_{j,(0,k_2)}^{\text{curl b}}(x_1, x_2) = \begin{pmatrix} 2^{j_2} \psi_1^b(2^{j_1} x_1) \psi_0(2^{j_2} x_2 - k_2) \\ -2^{j_1} \psi_0^b(2^{j_1} x_1) \psi_1(2^{j_2} x_2 - k_2) \end{pmatrix}. \quad (57)$$

For these boundary divergence-free wavelets, the border conditions are given by $\psi_1^b(0)$, perpendicular to the border and by $\psi_0^b(0)$, tangential to the border.

Appendix B: Algorithms

In this appendix, we present a new algorithm based on the wavelet Helmholtz decomposition that improves the weak lensing E/B mode decomposition.

Wavelet Helmholtz decomposition algorithm

The Helmholtz decomposition may be viewed as the following orthogonal space splitting:

$$(L^2(\mathbb{R}^2))^2 = \mathbf{H}_{\text{div } 0}(\mathbb{R}^2) \oplus^\perp \mathbf{H}_{\text{curl } 0}(\mathbb{R}^2), \quad (58)$$

where $\mathbf{H}_{\text{div } 0}(\mathbb{R}^2)$ is the space of divergence-free vector functions and $\mathbf{H}_{\text{curl } 0}(\mathbb{R}^2)$ is the space of curl-free vector functions. According to the wavelet decomposition (Deriaz & Perrier 2006), we have the following direct sums of MRA spaces:

$$\begin{aligned} (L^2(\mathbb{R}^2))^2 &= \mathbf{H}_{\text{div } 0}(\mathbb{R}^2) \oplus \mathbf{H}_{\text{div}}^c(\mathbb{R}^2), \\ (L^2(\mathbb{R}^2))^2 &= \mathbf{H}_{\text{curl}}^c(\mathbb{R}^2) \oplus \mathbf{H}_{\text{curl } 0}(\mathbb{R}^2). \end{aligned} \quad (59)$$

These correspond to the decompositions in the divergence-free and curl-free wavelet bases, and, denoting $\mathbf{P}_{\text{div } 0}$ as the

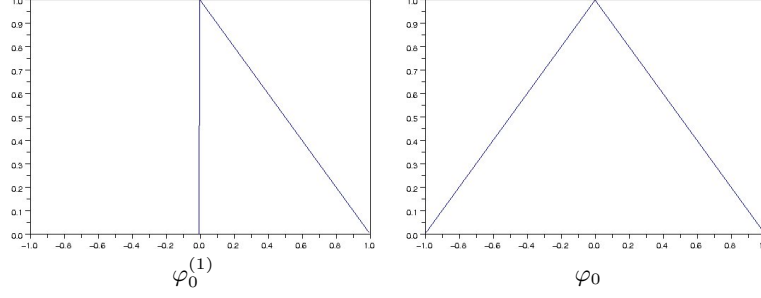


Figure 12. Linear spline scaling functions adapted to the interval.

non orthogonal wavelet projector on $\mathbf{H}_{\text{div}0}$ –see (Deriaz & Perrier 2006) for its definition– we have

$$\gamma = P_{\text{div}0} \gamma + P_{\text{div}}^c \gamma, \quad \gamma = Q_{\text{curl}}^c \gamma + Q_{\text{curl}0} \gamma, \quad (60)$$

where P_{div}^c and Q_{curl}^c are complementary projectors of $P_{\text{div}0}$ and $Q_{\text{curl}0}$, respectively.

Unfortunately, the projectors on the divergence-free wavelet and curl-free wavelet bases are *biorthogonal* projectors, so we need an iterative method to provide $\gamma_{\text{div}0}$ and $\gamma_{\text{curl}0}$ and to write

$$\gamma = \gamma_{\text{div}0} + \gamma_{\text{curl}0}. \quad (61)$$

Since the wavelet bases are conditioned well, it is possible to apply them recursively in order to construct sequences $\gamma_{\text{div}0}^p$ and $\gamma_{\text{curl}0}^p$, which converge to $\gamma_{\text{div}0}$ and $\gamma_{\text{curl}0}$ in a straight way. Then, in order to decompose the data γ into its divergence-free and curl-free parts $\gamma = \underbrace{\mathbb{P}\gamma}_{\mathbf{u}} + \underbrace{\mathbb{Q}\gamma}_{\mathbf{v}}$, we

have implemented the following iterative algorithm:

- 1- Set $\mathbf{u}^0 = \mathbf{v}^0 = 0$ and the maximum number of iterations to I_{max} .
- 2- Set $i = 0$, while $\|\gamma - \mathbf{u}^i - \mathbf{v}^i\|^2 > \epsilon$ and $i < I_{\text{max}}$ then iterate:
 - 1- Set $\gamma_{\text{res}}^i = \gamma - \mathbf{u}^i - \mathbf{v}^i$
 - 2- Set $\mathbf{u}^{i+1} = \mathbf{u}^i + P_{\text{div}0} \gamma_{\text{res}}^i$
 - 3- Set $\gamma_{\text{res}}^i = \gamma - \mathbf{u}^{i+1} - \mathbf{v}^i$
 - 4- Set $\mathbf{v}^{i+1} = \mathbf{v}^i + Q_{\text{curl}0} \gamma_{\text{res}}^i$
 - 5- Set $i = i + 1$

The algorithm converges when the residual γ_{res}^i goes to 0 and has been proven numerically. We tested this algorithm with periodic boundary conditions and obtained almost the same result as with the Fourier transform.

Another point is that this algorithm still converges on a bounded domain with free boundary condition wavelets (see the left panel of fig. ??).

Weak lensing reconstruction on a bounded domain

In this section, we present the iterative algorithm that aims at adding the constraint $\kappa_B = 0$ in the wavelet Helmholtz decomposition algorithm to improve the reconstruction of the E modes convergence κ_E in a bounded domain:

$$\gamma = \mathbb{P}\gamma + \mathbb{Q}\gamma, \quad \begin{pmatrix} \kappa_E \\ 0 \end{pmatrix} = -\mathbb{P}\gamma + \mathbb{Q}\gamma. \quad (62)$$

The algorithm that we have implemented is

- 1- Set $\mathbf{u}^0 = \mathbf{v}^0 = 0$ and the maximum number of iterations I_{max} .
- 2- Set $i = 0$, while $\|\gamma - \mathbf{u}^i - \mathbf{v}^i\|^2 > \epsilon$ and $i < I_{\text{max}}$ then iterate:
 - 1- Set $\gamma_{\text{res}}^i = \gamma - \mathbf{u}^i - \mathbf{v}^i$
 - 2- Set $\mathbf{u}^{i+\frac{1}{2}} = \mathbf{u}^i + P_{\text{div}0} \gamma_{\text{res}}^i$
 - 3- Set $\mathbf{w}^i = \begin{pmatrix} 0 \\ -u_2^{i+\frac{1}{2}} \end{pmatrix} + \begin{pmatrix} 0 \\ v_2^i \end{pmatrix}$
 - 4- Set $\mathbf{u}^{i+1} = \mathbf{u}^{i+\frac{1}{2}} + P_{\text{div}0} \mathbf{w}^i$
 - 5- Set $\gamma_{\text{res}}^{i+\frac{1}{2}} = \gamma - \mathbf{u}^{i+1} - \mathbf{v}^i$
 - 6- Set $\mathbf{v}^{i+\frac{1}{2}} = \mathbf{v}^i + Q_{\text{curl}0} \gamma_{\text{res}}^{i+\frac{1}{2}}$
 - 7- Set $\mathbf{w}^{i+\frac{1}{2}} = \begin{pmatrix} 0 \\ -u_2^{i+1} \end{pmatrix} + \begin{pmatrix} 0 \\ v_2^{i+\frac{1}{2}} \end{pmatrix}$
 - 8- Set $\mathbf{v}^{i+1} = \mathbf{v}^{i+\frac{1}{2}} - Q_{\text{curl}0} \mathbf{w}^{i+\frac{1}{2}}$
 - 9- Set $i = i + 1$

This algorithm converges with a slow decay rate.

An alternative to this algorithm consists in restricting the B modes constraint only to the boundary wavelets $\{\Psi_{j,k}^b\}$. With such an approach, we are able to isolate some of the B modes that are not harmonic. The alternative algorithm will be

- 1- Set $\mathbf{u}^0 = \mathbf{v}^0 = 0$ and the maximum number of iterations to I_{max} .
- 2- Set $i = 0$, while $\|\gamma - \mathbf{u}^i - \mathbf{v}^i\|^2 > \epsilon$ and $i < I_{max}$ then iterate:
 - 1- Set $\gamma_{res}^i = \gamma - \mathbf{u}^i - \mathbf{v}^i$
 - 2- Set $\mathbf{u}^{i+\frac{1}{2}} = \mathbf{u}^i + P_{div 0} \gamma_{res}^i$ with: $\mathbf{u}^{i+\frac{1}{2}} = \sum_{jk} u_{jk}^{i+\frac{1}{2}} \Psi_{jk}^{div}$
 - 3- Compute $\mathbf{u}_{\delta\Omega}^{i+\frac{1}{2}} = \sum_{jk \text{ s.t. } \Psi_{jk}^{div}|_{\partial\Omega} \neq 0} u_{jk}^{i+\frac{1}{2}} \Psi_{jk}^{div}$
 - 4- Set $\mathbf{w}^i = \begin{pmatrix} 0 \\ -u_{\delta\Omega 2}^{i+\frac{1}{2}} \end{pmatrix} + \begin{pmatrix} 0 \\ v_{\delta\Omega 2}^i \end{pmatrix}$
 - 5- Set $\mathbf{u}^{i+1} = \mathbf{u}^{i+\frac{1}{2}} + P_{div 0} \mathbf{w}^i$
 - 6- Set $\gamma_{res}^{i+\frac{1}{2}} = \gamma - \mathbf{u}^{i+1} - \mathbf{v}^i$
 - 7- Set $\mathbf{v}^{i+\frac{1}{2}} = \mathbf{v}^i + Q_{curl 0} \gamma_{res}^{i+\frac{1}{2}}$ with $\mathbf{v}^{i+\frac{1}{2}} = \sum_{jk} v_{jk}^{i+\frac{1}{2}} \Psi_{jk}^{curl}$
 - 8- Compute $\mathbf{v}_{\delta\Omega}^{i+\frac{1}{2}} = \sum_{jk \text{ s.t. } \Psi_{jk}^{curl}|_{\partial\Omega} \neq 0} v_{jk}^{i+\frac{1}{2}} \Psi_{jk}^{curl}$
 - 9- Set $\mathbf{w}^{i+\frac{1}{2}} = \begin{pmatrix} 0 \\ -u_{\delta\Omega 2}^{i+1} \end{pmatrix} + \begin{pmatrix} 0 \\ v_{\delta\Omega 2}^{i+\frac{1}{2}} \end{pmatrix}$
 - 10- Set $\mathbf{v}^{i+1} = \mathbf{v}^{i+\frac{1}{2}} - Q_{curl 0} \mathbf{w}^{i+\frac{1}{2}}$

References

- Bartelmann, M. & Schneider, P. 1999, ArXiv Astrophysics e-prints
- Bunn, E., Zaldarriaga, M., Tegmark, M., & de Oliveira-Costa, A. 2003, Phys. Rev. D, 67, 023501
- Cohen, A., Daubechies, I., & Vial, P. 1993, Appl. Comput. Harmon. Anal., 1, 54
- Crittenden, R. G., Natarajan, P., Pen, U.-L., & Theuns, T. 2002, ApJ, 568, 20
- Daubechies, I. & Sweldens, W. 1998, J. Fourier Anal. Appl., 4(3), 247
- Dautray, R. & Lions, J.-L. 1984, Analyse mathématique et calcul numérique pour les sciences et les techniques,, Vol. 5 (Masson)
- Deriaz, E. & Perrier, V. 2006, J. of Turbulence, 7(3), 1
- . 2009, Appl. Comput. Harmon. Anal., 26(2), 249
- DeVore, R. A., Konyagin, S. V., & N., T. V. 1998, const. appr., 14, 1
- Fu, L. & Kilbinger, M. 2010, MNRAS, 401, 1264
- Kaiser, N. & Squires, G. 1993, ApJ, 404, 441
- Kilbinger, M., Schneider, P., & Eifler, T. 2006, A&A, 457, 15
- Kratochvil, J. M., Lim, E. A., Wang, S., et al. 2011, ArXiv e-prints
- Lemarié-Rieusset, P. 1992, Revista Matemática Iberoamericana, 8(2), 221
- Lombardi, M. & Bertin, G. 1998, A&A, 335, 1
- Marian, L., Smith, R. E., Hilbert, S., & Schneider, P. 2011, ArXiv e-prints
- Massey, R., Rhodes, J., Ellis, R., et al. 2007, Nature, 445, 286
- Mellier, Y. 1999, ARA&A, 37, 127
- . 2002, Space Sci. Rev., 100, 73
- Meyer, Y. 1990, Ondelettes et opérateurs. I. Ondelettes. II. Opérateurs de Calderón-Zygmund. III. Opérateurs multilinéaires (Hermann)
- Munshi, D., Heavens, A., & Coles, P. 2011, MNRAS, 411, 2161
- Munshi, D., Valageas, P., van Waerbeke, L., & Heavens, A. 2008, Phys. Rep., 462, 67
- Pichon, C., Thiébaud, E., Prunet, S., et al. 2010, MNRAS, 401, 705
- Pires, S., Starck, J., Amara, A., Réfrégier, A., & Teyssier, R. 2009a, AA, 505, 969
- Pires, S., Starck, J., Amara, A., et al. 2009b, MNRAS, 395, 1265
- Pires, S., Starck, J., & Refregier, A. 2010, IEEE Signal Processing Magazine, 27, 76
- Refregier, A. 2003, ARA&A, 41, 645
- Schneider, P. & Kilbinger, M. 2007, A&A, 462, 841
- Schneider, P., van Waerbeke, L., Kilbinger, M., & Mellier, Y. 2002, A&A, 396, 1
- Schrabback, T., Hartlap, J., Joachimi, B., et al. 2010, A&A, 516, A63
- Seitz, S. & Schneider, P. 1996, A&A, 305, 383
- . 2001, A&A, 374, 740
- Starck, J., Pires, S., & Réfrégier, A. 2006, A&A, 451, 1139
- Stevenson, R. 2010, Appl. Comput. Harmon. Anal. in press
- Teyssier, R. 2002, A&A, 385, 337
- Van Waerbeke, L., Mellier, Y., Radovich, M., et al. 2001, A&A, 374, 757