

Evidence for high-energy neutrinos from the Galactic plane

Mirco Hünnefeld
mirco.huennefeld@tu-dortmund.de

Science – June 30, 2023

RESEARCH

RESEARCH ARTICLES

NEUTRINO ASTROPHYSICS

Observation of high-energy neutrinos from the Galactic plane

IceCube Collaboration*†


DOI: [10.1126/science.adc9818](https://doi.org/10.1126/science.adc9818)



Stephen Sclafani



Mirco Hünnefeld



Talk Outline

Introduction to Neutrino Astronomy

The IceCube Neutrino Detector

- What is it and how does it work?

Neutrinos from the Galactic Plane

- The Multiwavelength Milky Way
- Diffuse Neutrino Emission

Search for Galactic Neutrino Emission

- How do we search for this emission?
- Why do we see this signal now and not before?

Observation of Galactic Neutrinos

- Analysis Results

Conclusions and Outlook



Talk Outline

Introduction to Neutrino Astronomy

The IceCube Neutrino Detector

- What is it and how does it work?

Neutrinos from the Galactic Plane

- The Multiwavelength Milky Way
- Diffuse Neutrino Emission

Search for Galactic Neutrino Emission

- How do we search for this emission?
- Why do we see this signal now and not before?

Observation of Galactic Neutrinos

- Analysis Results

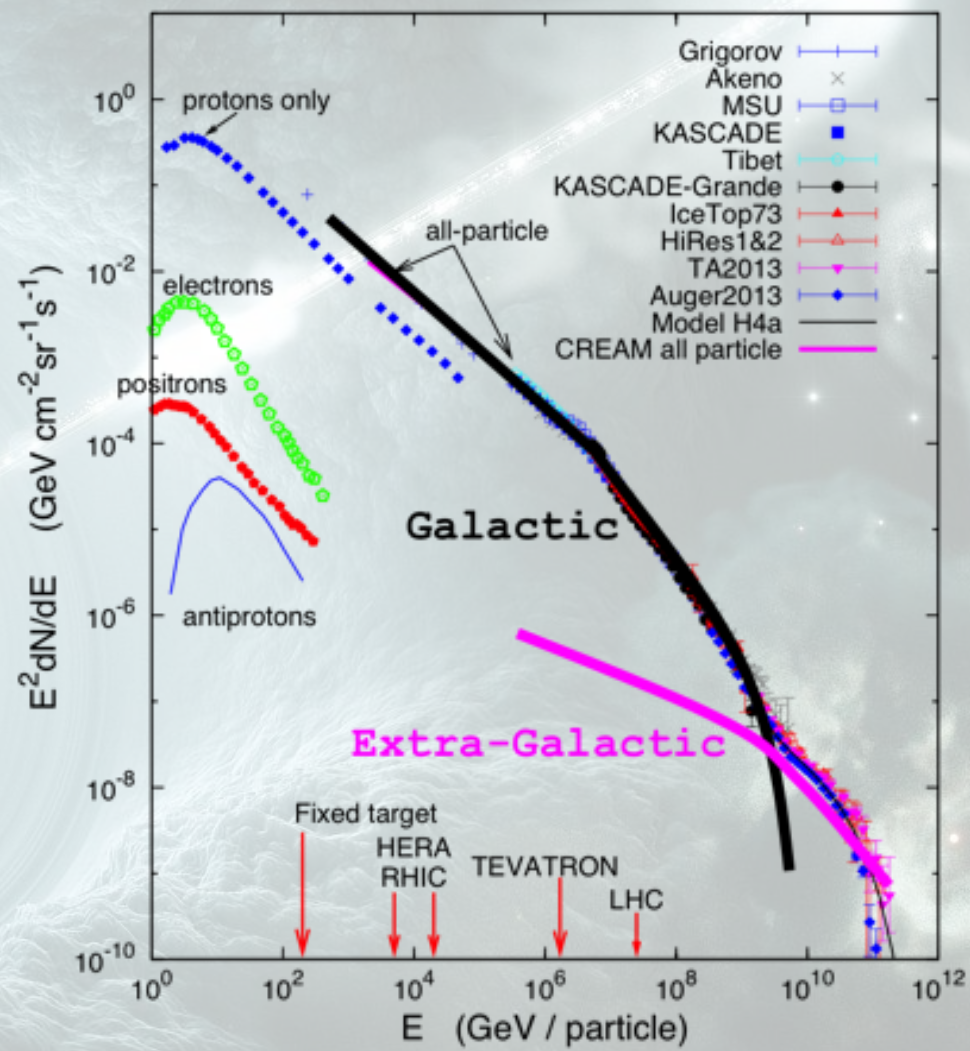
Conclusions and Outlook



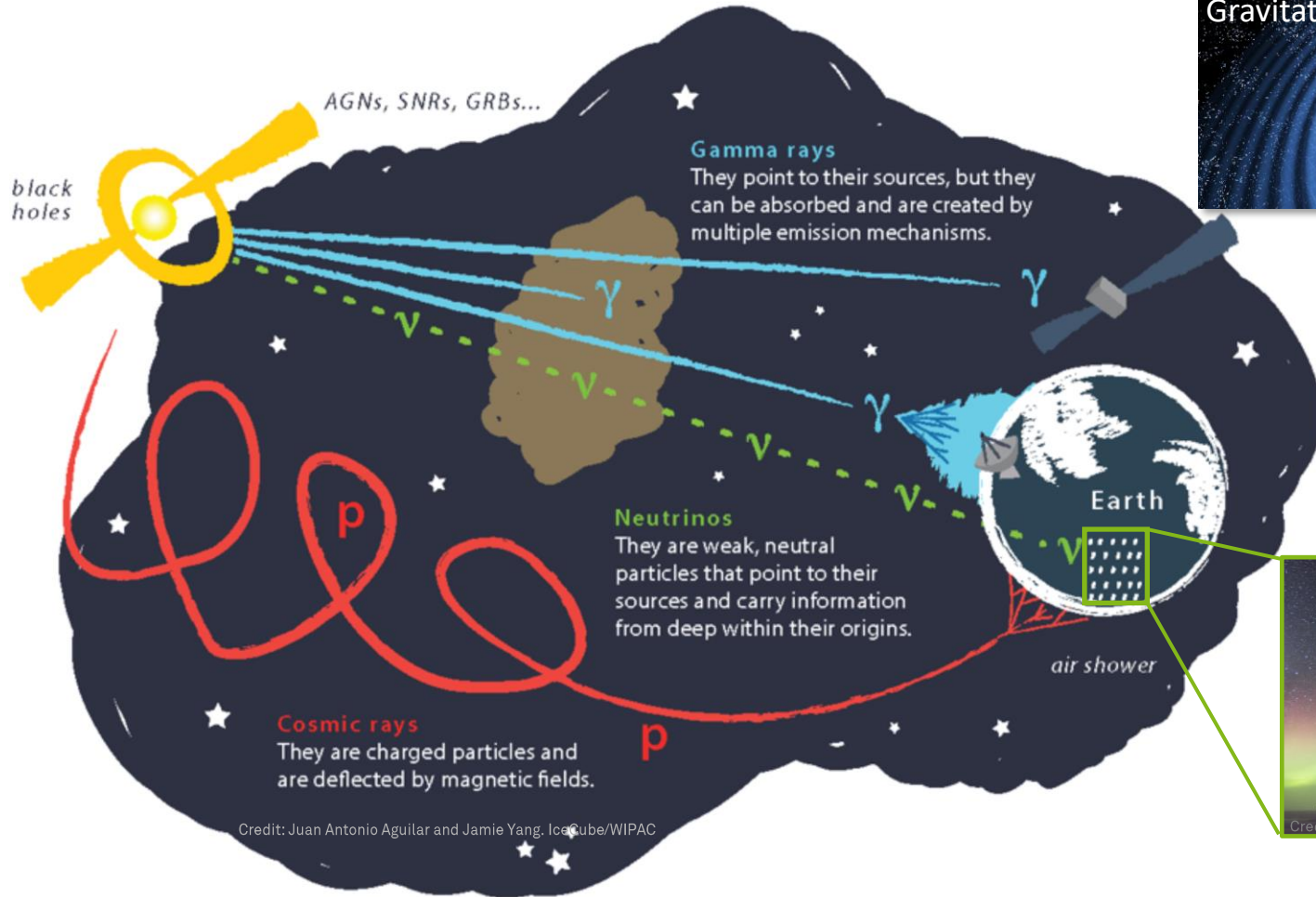




Energies and rates of the cosmic-ray particles



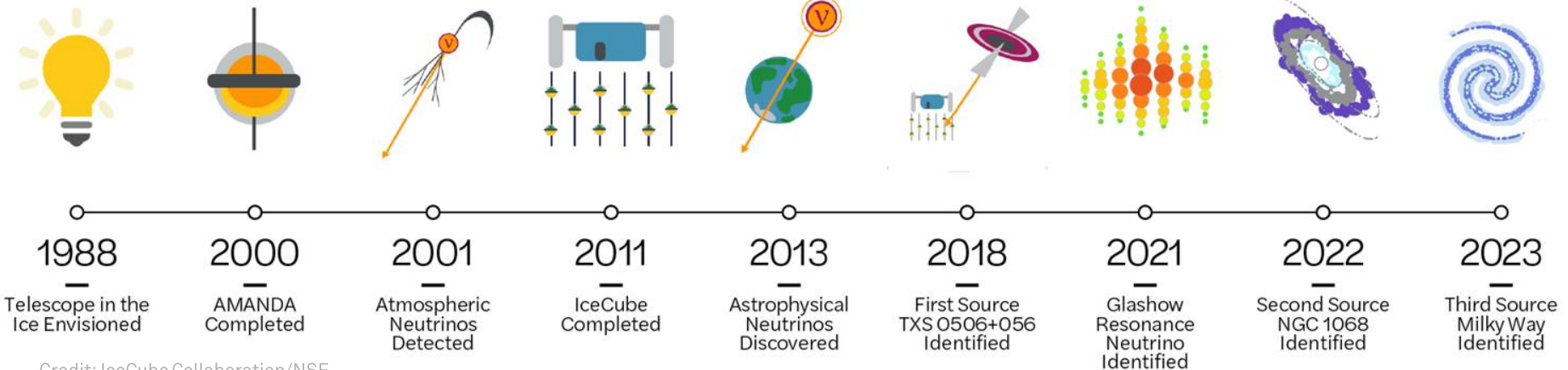
Neutrino Astronomy with IceCube



Credit: Juan Antonio Aguilar and Jamie Yang. IceCube/WIPAC

Neutrino Astronomy – How far have we come?

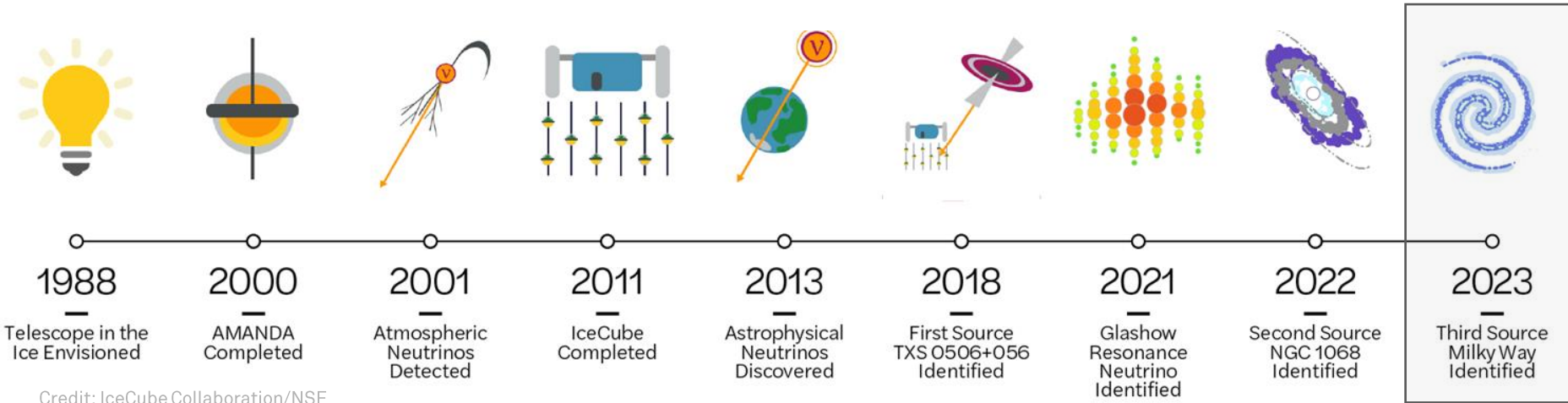
A History of Neutrino Astronomy in Antarctica



Credit: IceCube Collaboration/NSF

Neutrino Astronomy – How far have we come?

A History of Neutrino Astronomy in Antarctica



Credit: IceCube Collaboration/NSF

Milky Way In Neutrino Light

Talk Outline

Introduction to Neutrino Astronomy

The IceCube Neutrino Detector

- What is it and how does it work?

Neutrinos from the Galactic Plane

- The Multiwavelength Milky Way
- Diffuse Neutrino Emission

Search for Galactic Neutrino Emission

- How do we search for this emission?
- Why do we see this signal now and not before?

Observation of Galactic Neutrinos

- Analysis Results

Conclusions and Outlook



THE ICECUBE COLLABORATION

 **AUSTRALIA**
University of Adelaide

 **BELGIUM**
UCLouvain
Université libre de Bruxelles
Universiteit Gent
Vrije Universiteit Brussel

 **CANADA**
SNOLAB
University of Alberta–Edmonton

 **DENMARK**
University of Copenhagen


 **GERMANY**
Deutsches Elektronen-Synchrotron
ECAP, Universität Erlangen–Nürnberg
Humboldt–Universität zu Berlin
Karlsruhe Institute of Technology
Ruhr-Universität Bochum
RWTH Aachen University
Technische Universität Dortmund
Technische Universität München
Universität Mainz
Universität Wuppertal
Westfälische Wilhelms-Universität
Münster

 **ITALY**
University of Padova

 **JAPAN**
Chiba University

 **NEW ZEALAND**
University of Canterbury

 **SOUTH KOREA**
Sungkyunkwan University

 **SWEDEN**
Stockholms universitet
Uppsala universitet

 **SWITZERLAND**
Université de Genève

 **TAIWAN**
Academia Sinica

 **UNITED KINGDOM**
University of Oxford

 **UNITED STATES**
Clark Atlanta University
Drexel University
Georgia Institute of Technology
Harvard University
Lawrence Berkeley National Lab
Loyola University Chicago
Marquette University
Massachusetts Institute of Technology
Mercer University
Michigan State University

Ohio State University
Pennsylvania State University
South Dakota School of Mines
and Technology
Southern University
and A&M College
Stony Brook University
University of Alabama
University of Alaska Anchorage
University of California, Berkeley
University of California, Irvine
University of Delaware
University of Kansas

University of Maryland
University of Rochester
University of Texas at Arlington
University of Utah
University of Wisconsin–Madison
University of Wisconsin–River Falls
Yale University



FUNDING AGENCIES

Fonds de la Recherche Scientifique (FRS-FNRS)
Fonds Wetenschappelijk Onderzoek-Vlaanderen
(FWO-Vlaanderen)

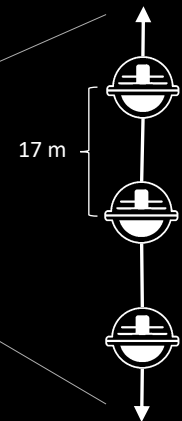
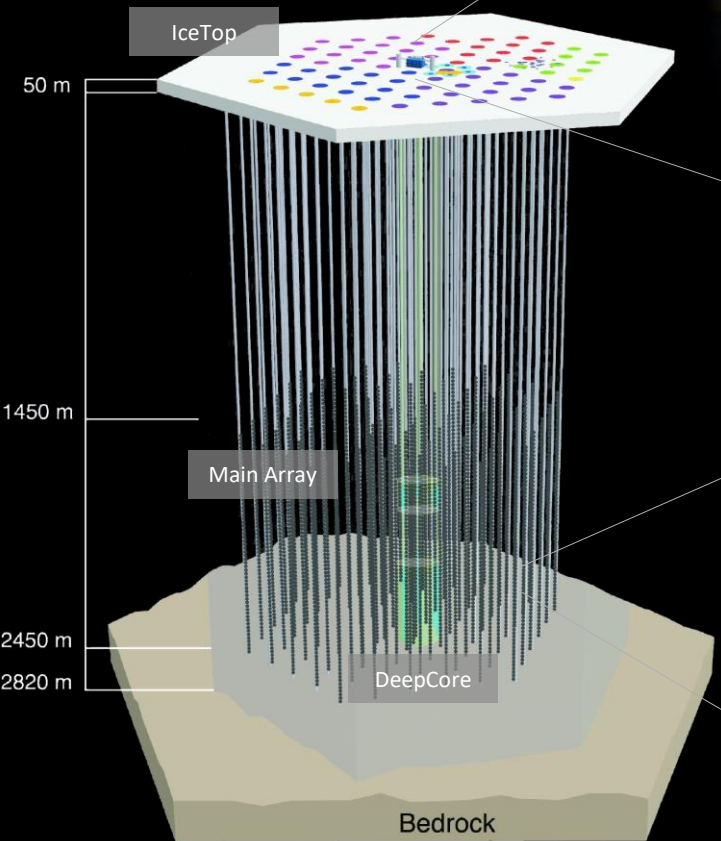
Federal Ministry of Education and Research (BMBF)
German Research Foundation (DFG)
Deutsches Elektronen-Synchrotron (DESY)

Japan Society for the Promotion of Science (JSPS)
Knut and Alice Wallenberg Foundation
Swedish Polar Research Secretariat


The Swedish Research Council (VR)
University of Wisconsin Alumni Research Foundation (WARF)
US National Science Foundation (NSF)



Amundsen-Scott South Pole Station, Antarctica

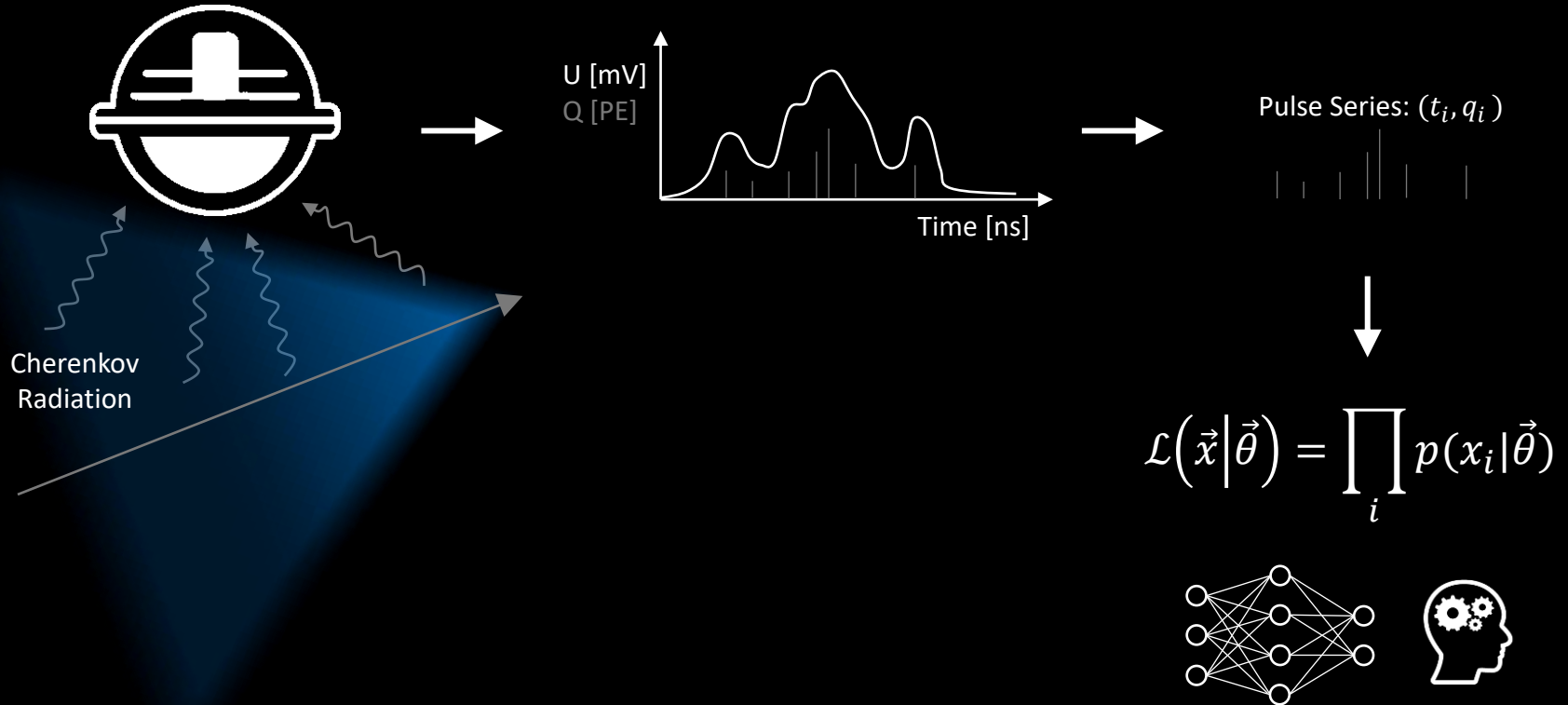


86 Strings:
78 Main Array
8 DeepCore



5160 Digital Optical Modules (DOMs)

Detection Mechanism




Event Topologies

Track Event




ICECUBE

$t = 9900$ ns




Cascade Event



ICECUBE

$t = 9800$ ns



① Event Classification
Topology? Neutrino?

② Event Reconstruction
Direction? Energy? Vertex?

Talk Outline

Introduction to Neutrino Astronomy

The IceCube Neutrino Detector

- What is it and how does it work?

Neutrinos from the Galactic Plane

- The Multiwavelength Milky Way
- Diffuse Neutrino Emission

Search for Galactic Neutrino Emission


- How do we search for this emission?
- Why do we see this signal now and not before?

Observation of Galactic Neutrinos


- Analysis Results

Conclusions and Outlook


The plane of the Milky Way



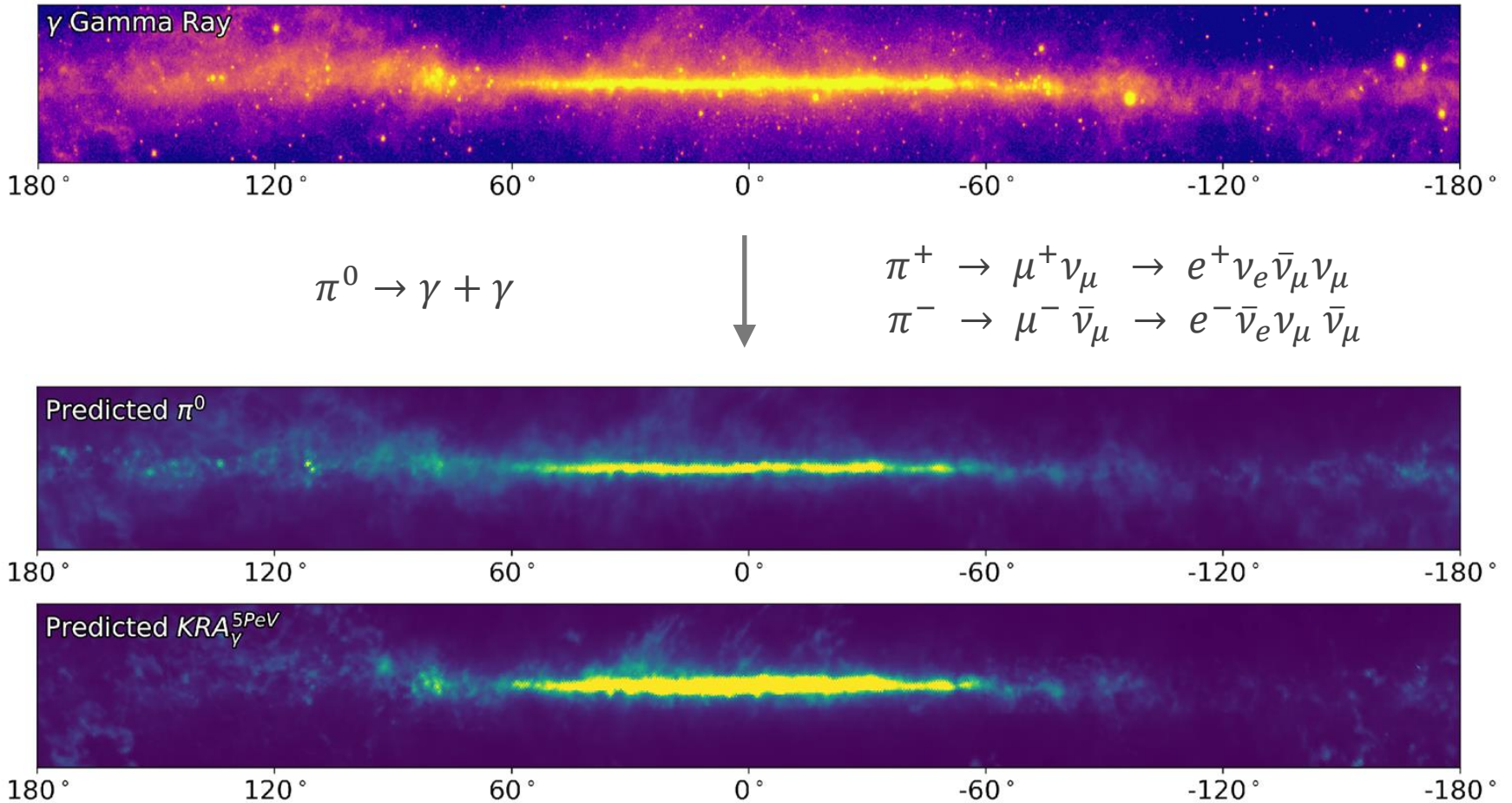
Photography: Yuya Makino NSF/IceCube



The Multiwavelength Milky Way



Models of Diffuse Neutrino Emission in the Galactic Plane



1. Ackermann et al. *The Astrophysical Journal* 750, no. 1 (April 2012): 3.
2. Gaggero et al *The Astrophysical Journal* 815, no. 2 (December 2015): L25.

Talk Outline

Introduction to Neutrino Astronomy

The IceCube Neutrino Detector

- What is it and how does it work?

Neutrinos from the Galactic Plane

- The Multiwavelength Milky Way
- Diffuse Neutrino Emission

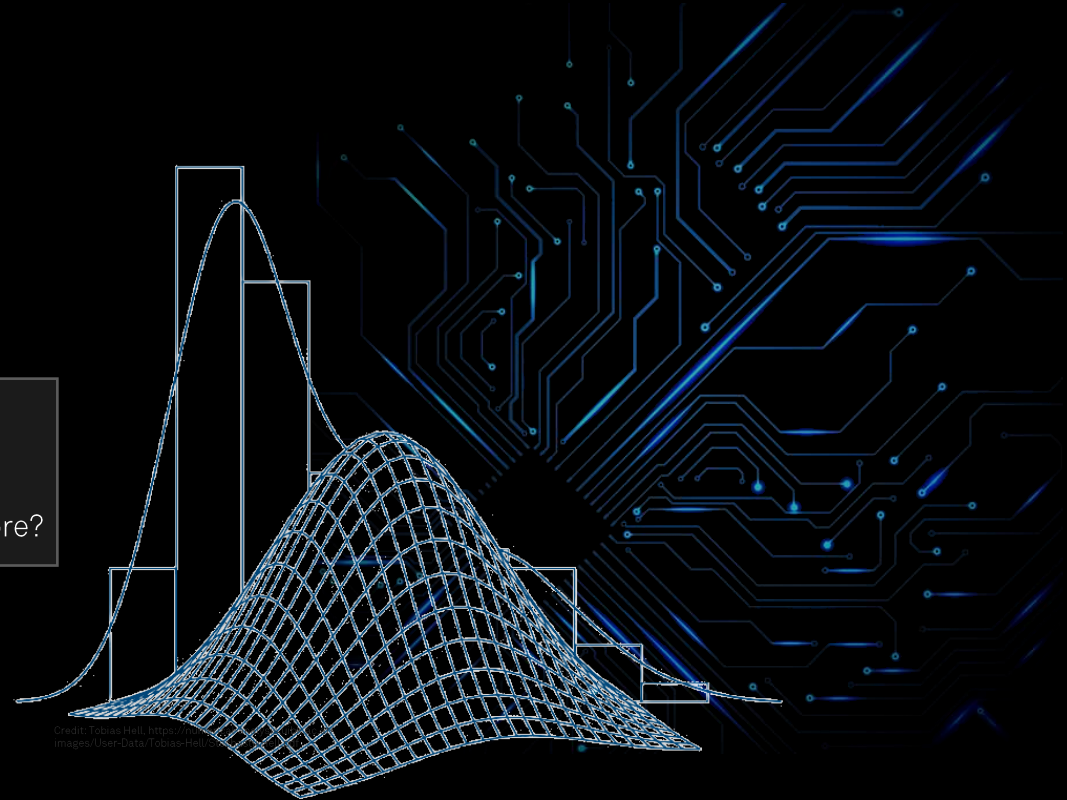
Search for Galactic Neutrino Emission

- How do we search for this emission?
- Why do we see this signal now and not before?

Observation of Galactic Neutrinos

- Analysis Results

Conclusions and Outlook



Neutrino Source Searches

Unbinned likelihood:

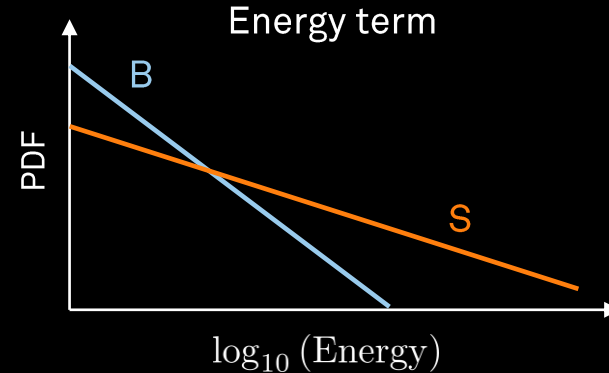
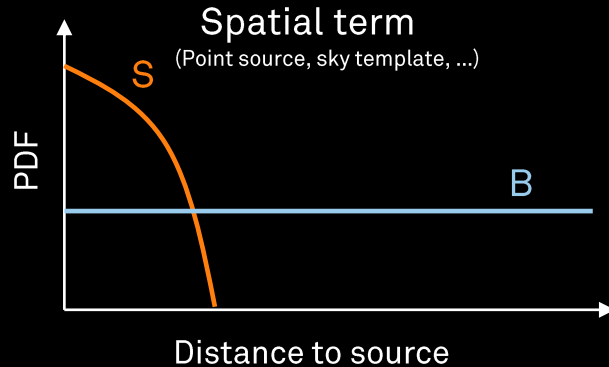
$$\mathcal{L} = \prod_i^N \left[\frac{n_s}{N} \cdot \boxed{S_i} + \left(1 - \frac{n_s}{N}\right) \cdot \boxed{B_i} \right]$$

Signal
(Modeled by MC)

Background
(Modeled by scrambling
experimental data, with signal
subtraction modification)

Test-statistic:

$$\text{TS} = -2 \log \left[\frac{\mathcal{L}(n_s=0 | \text{Data})}{\mathcal{L}(\hat{n}_s, \hat{\gamma}_s | \text{Data})} \right]$$



Neutrino Source Searches

Point source search:

- Assume a single point-like neutrino source
- Spatial PDF via von Mises-Fisher distribution
- Typically fit for flux ($\propto n_s$) and spectral index (γ_s)

All-sky search:

- Perform a point source search at every point in the sky
- Large trial factor due to high number of points tested

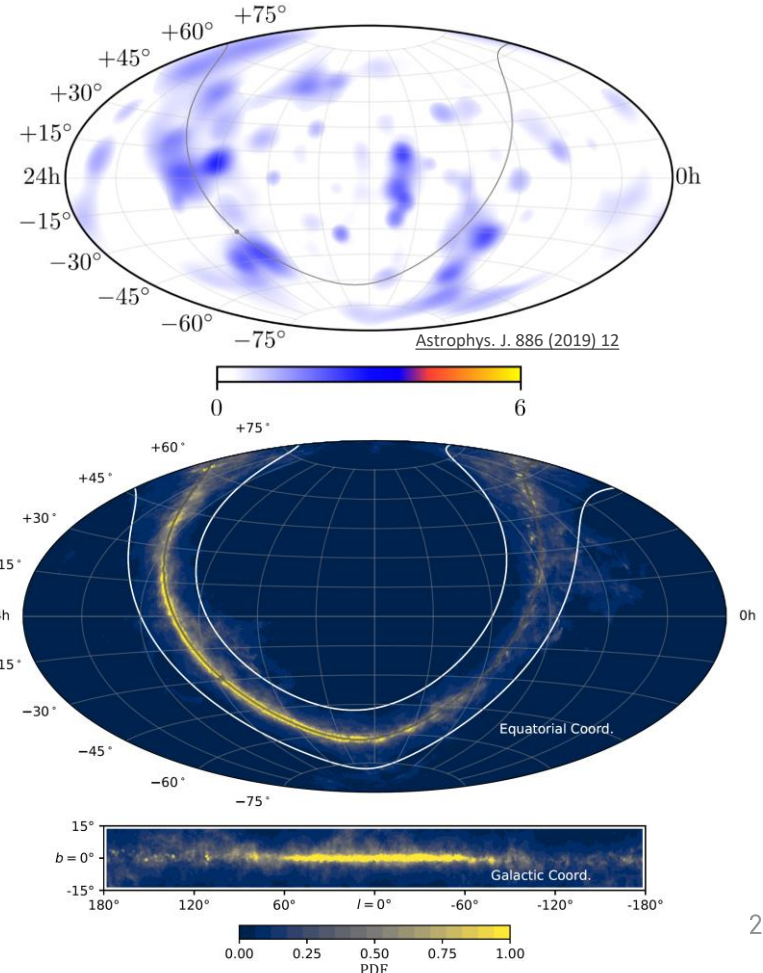
Stacked search

- Stack multiple point-like sources (with similar properties) “on top of” each other

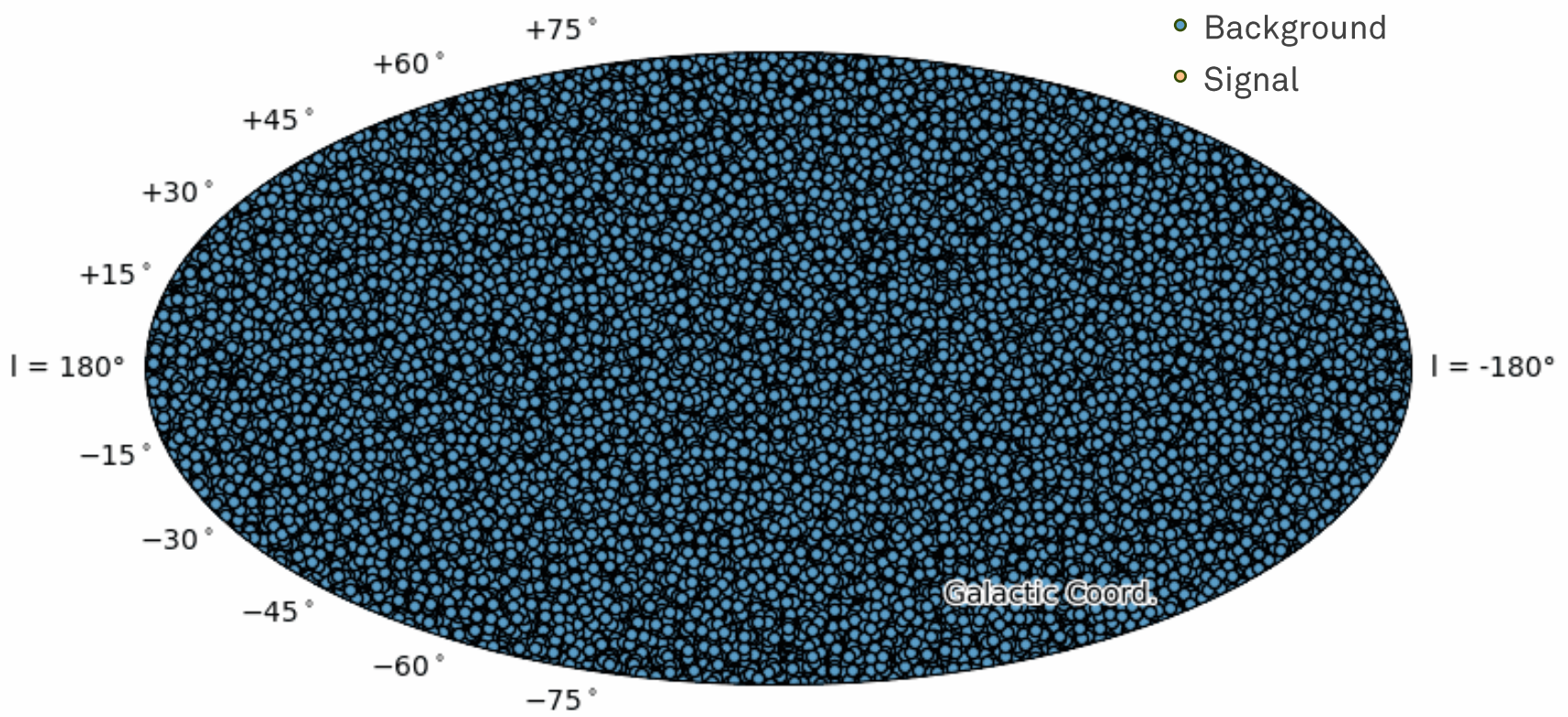
Template Searches

- Spatial and energy PDF given via a template over the sky
- Typically fit for flux ($\propto n_s$) only, since spectral index is often part of the model template

Precursor Analysis on 7yrs of Cascades

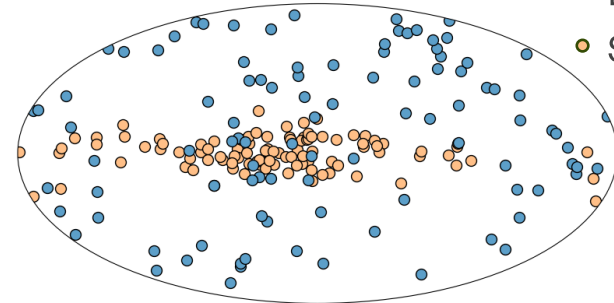



Challenges of Neutrino Source Searches



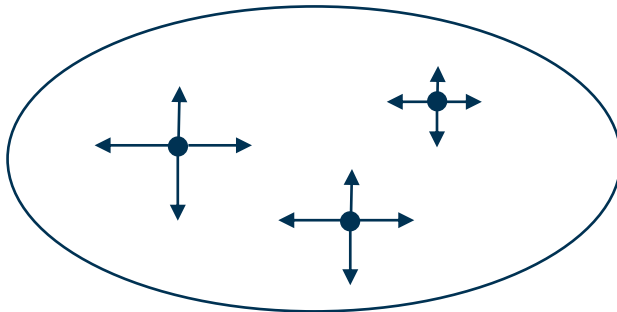
Combat Challenges with Machine Learning

- Event Selection



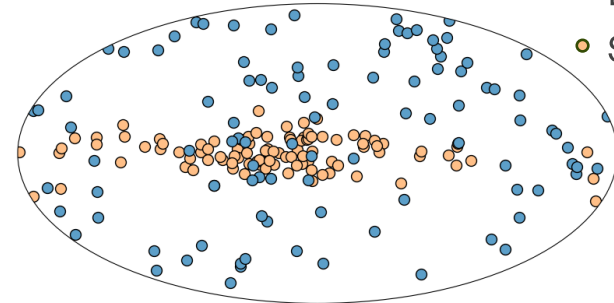

● Background
● Signal

- Event Reconstruction



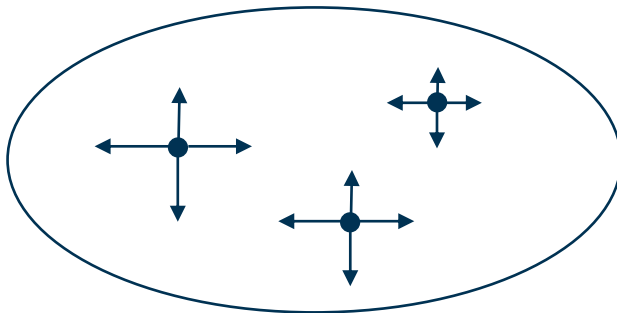
Combat Challenges with Machine Learning

- Event Selection



- Background
- Signal

- Event Reconstruction

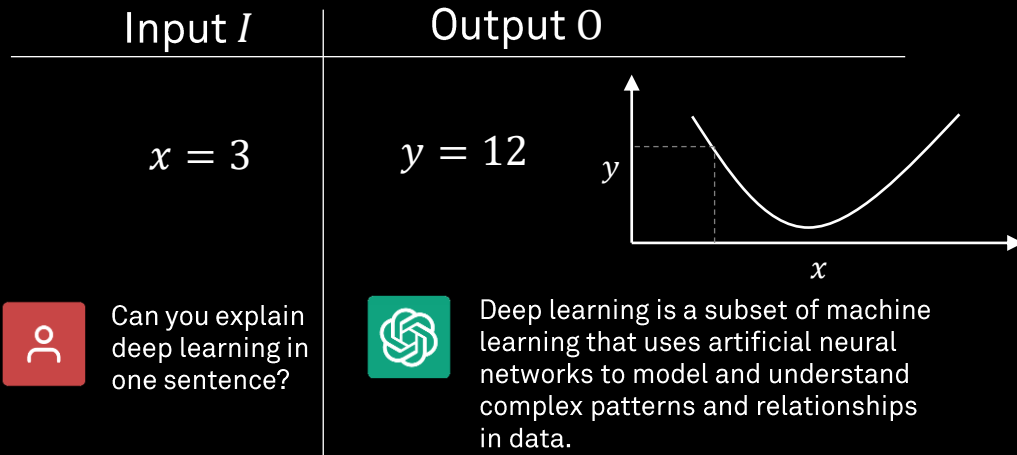


Utilize deep learning – a field of Artificial Intelligence (AI)

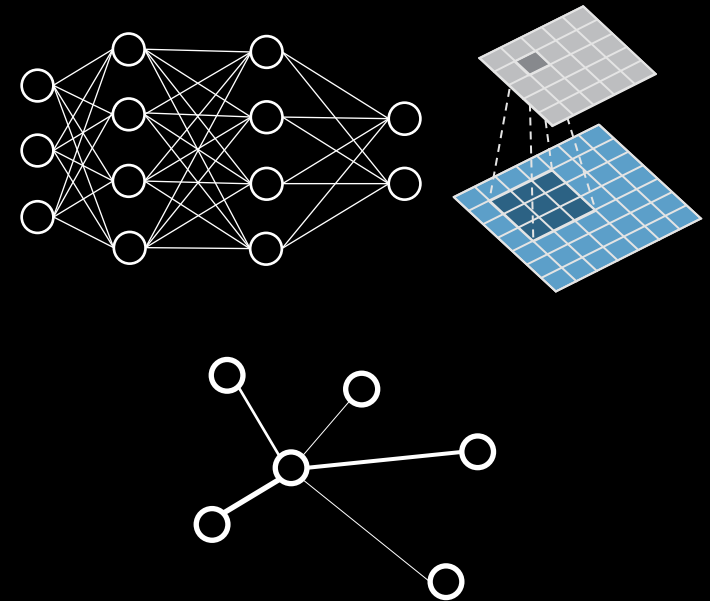
Deep Learning (DL) in a Nutshell

- ① DL performs a mapping from inputs to outputs

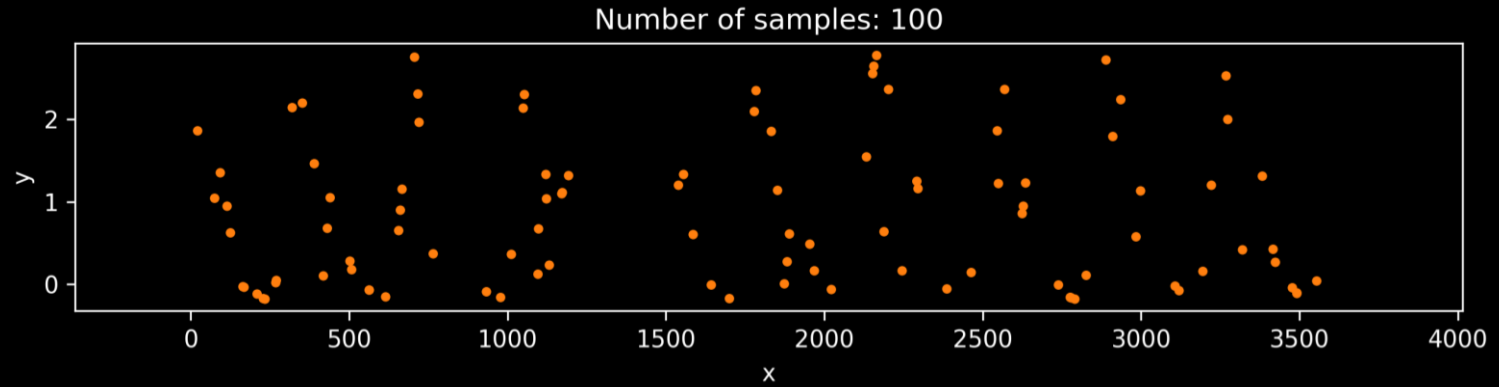
$$f: I \rightarrow O$$



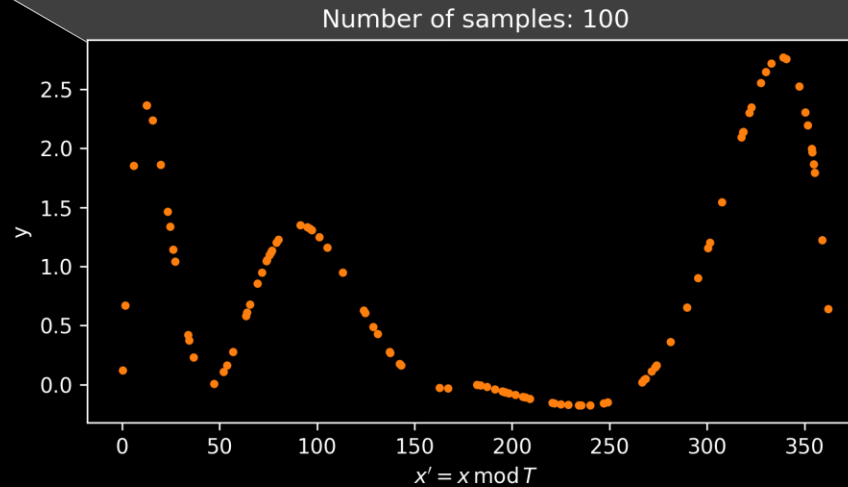
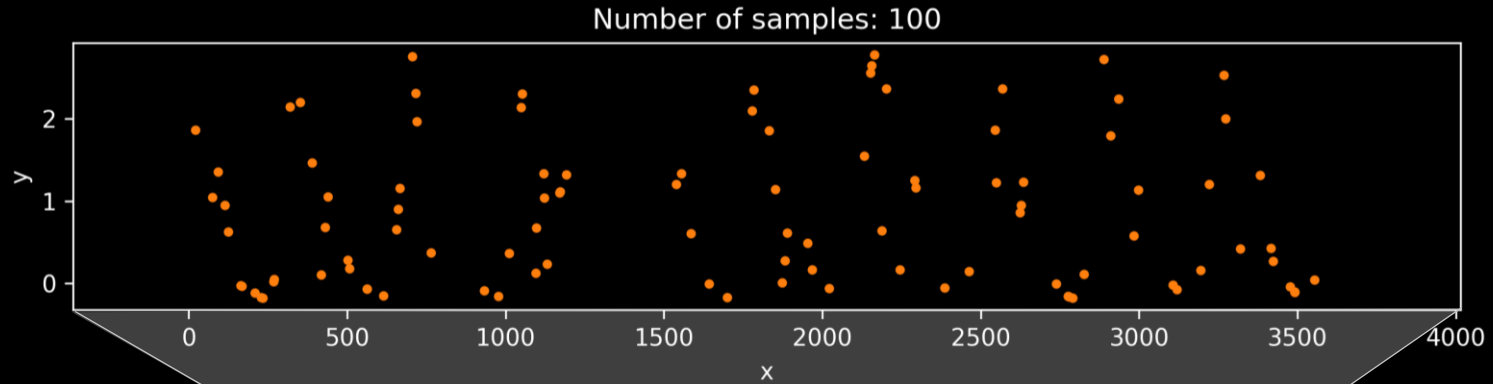
- ② Different architectures utilize different symmetries and domain knowledge



Utilizing Domain Knowledge: Periodicity



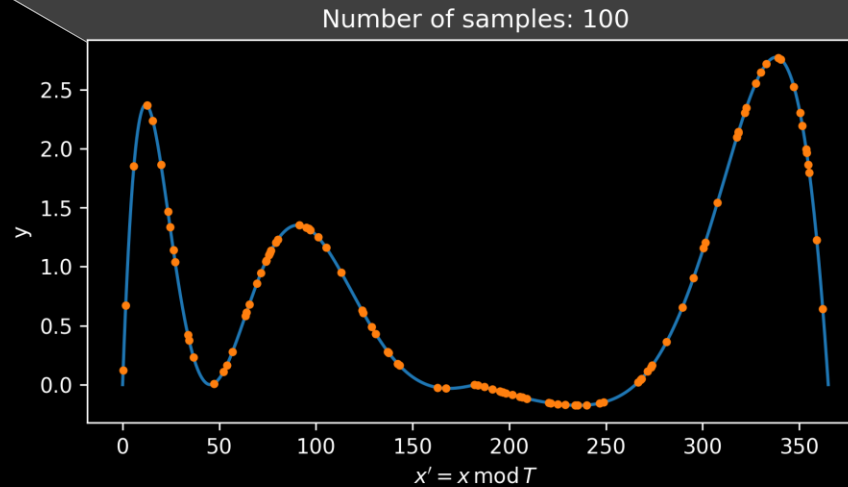
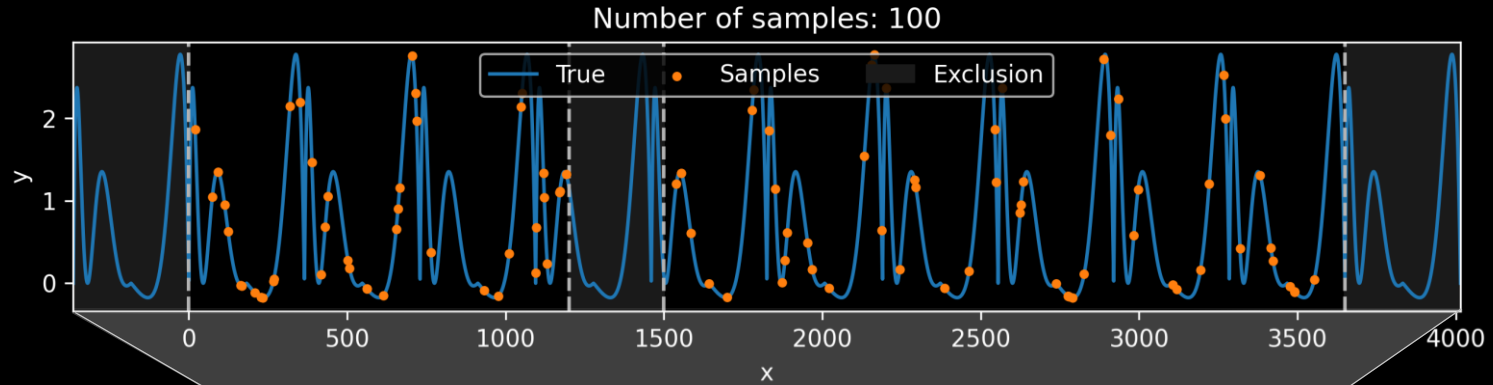
Utilizing Domain Knowledge: Periodicity



Exploit Periodicity:

$$x' = x \bmod T$$

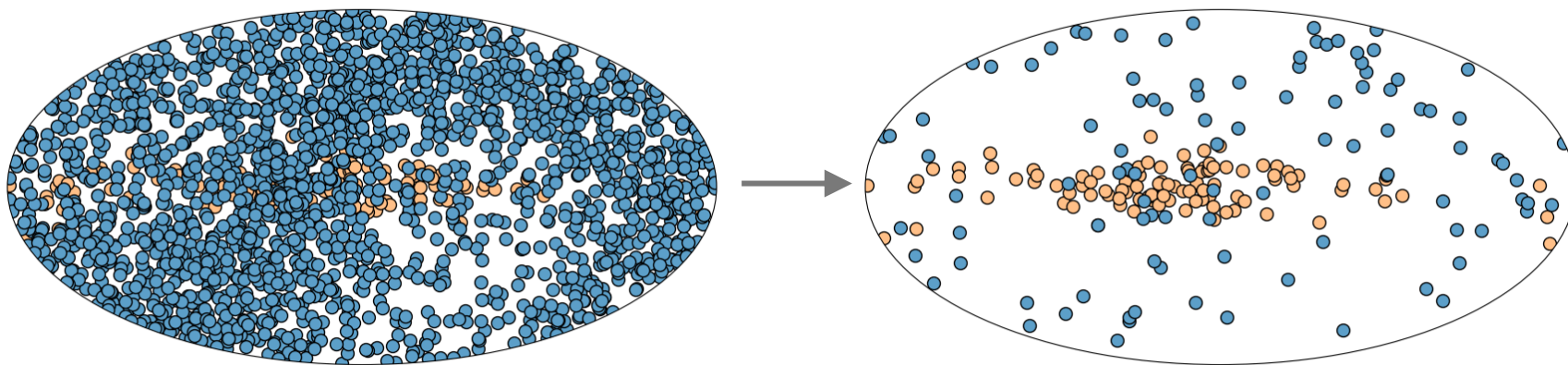
Utilizing Domain Knowledge: Periodicity



Exploit Periodicity:

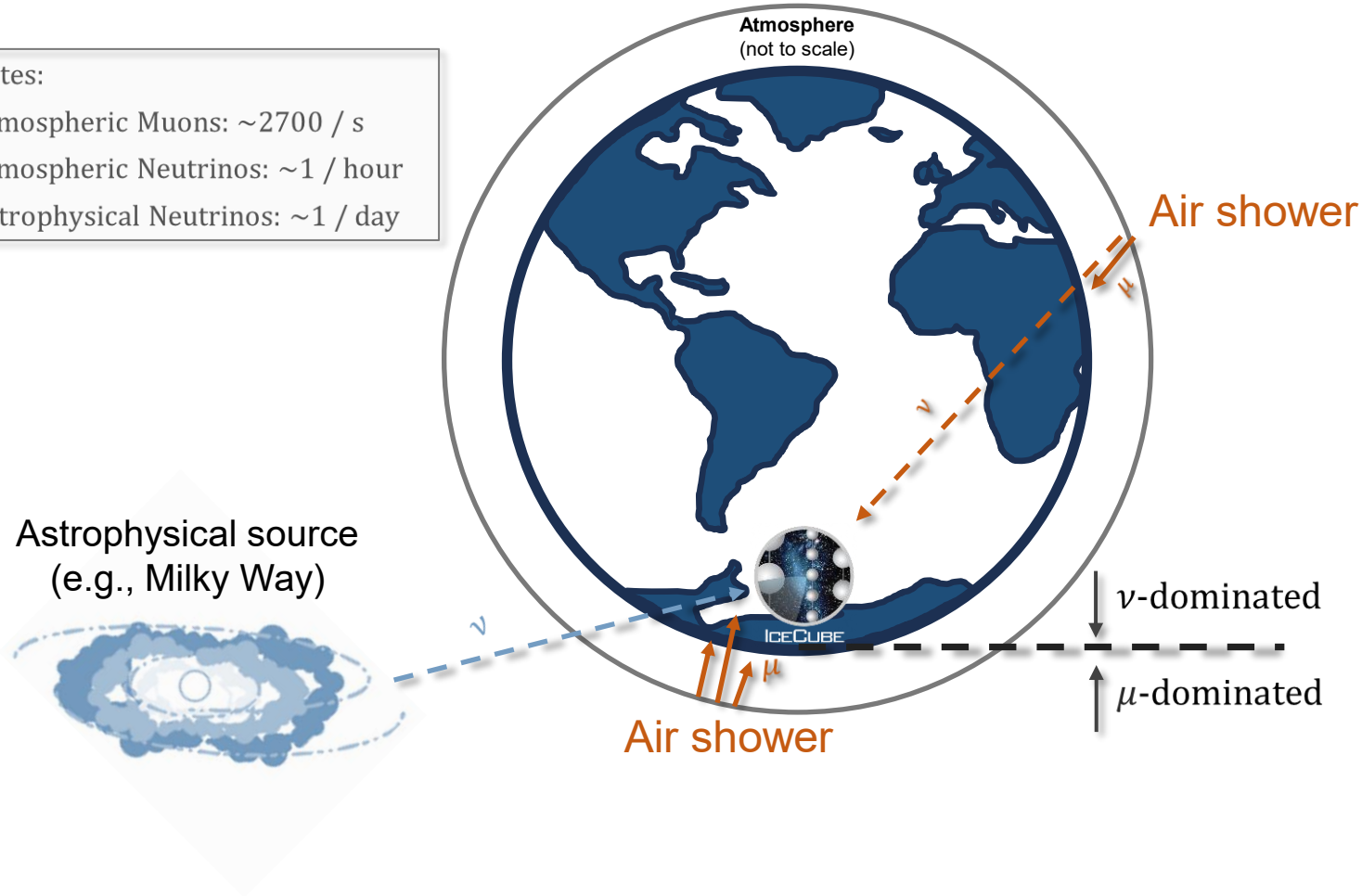
$$x' = x \bmod T$$

Event Selection



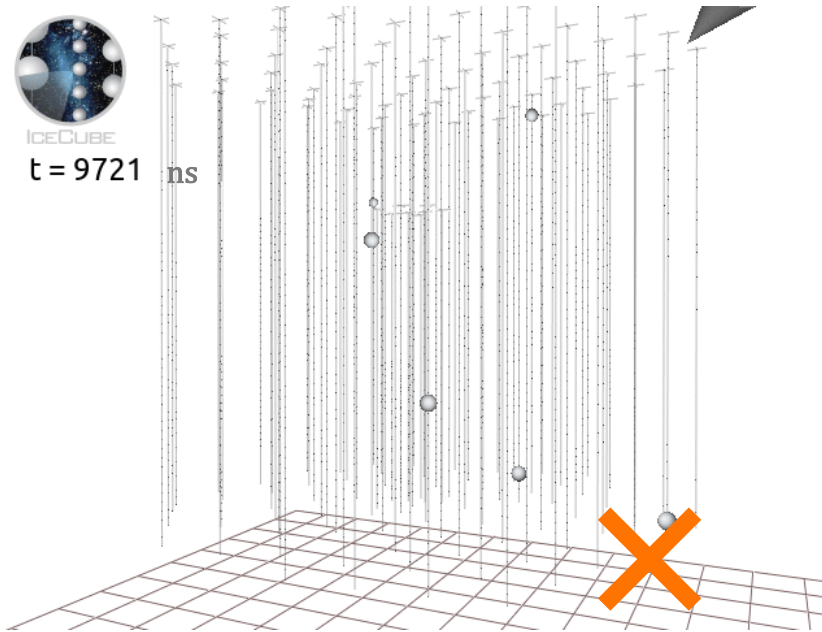
Selection of Astrophysical Neutrinos

Rates:
Atmospheric Muons: $\sim 2700 / s$
Atmospheric Neutrinos: $\sim 1 / \text{hour}$
Astrophysical Neutrinos: $\sim 1 / \text{day}$

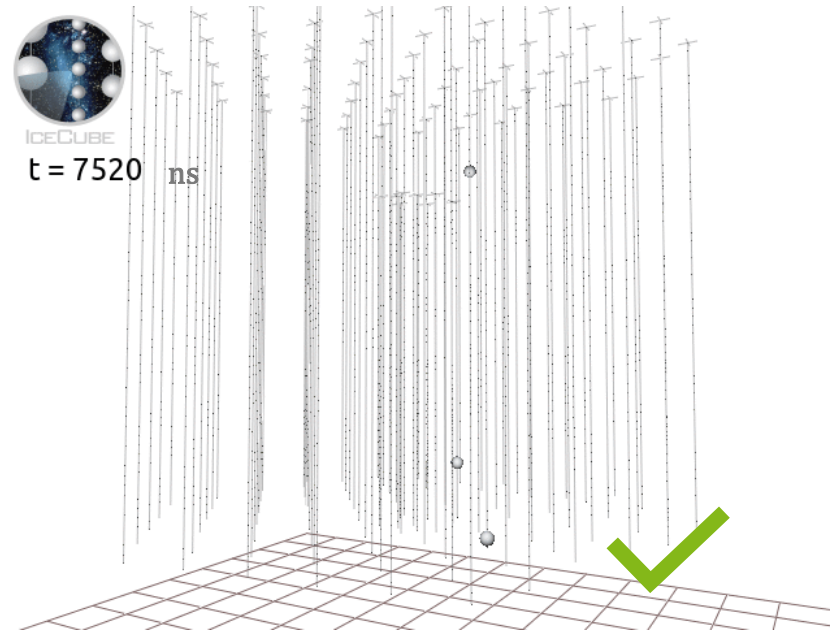


Selection of Astrophysical Neutrinos

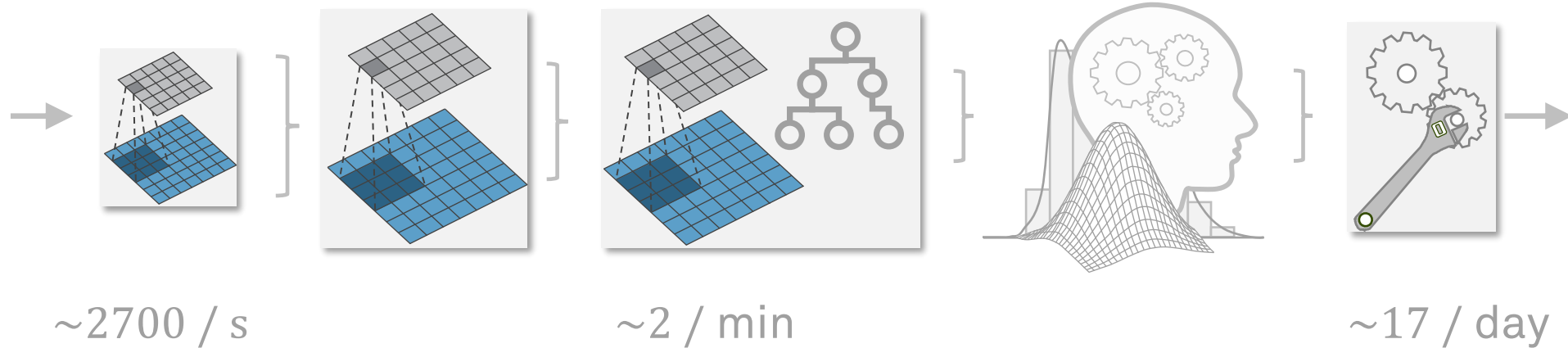
Entering μ



Cascade Event



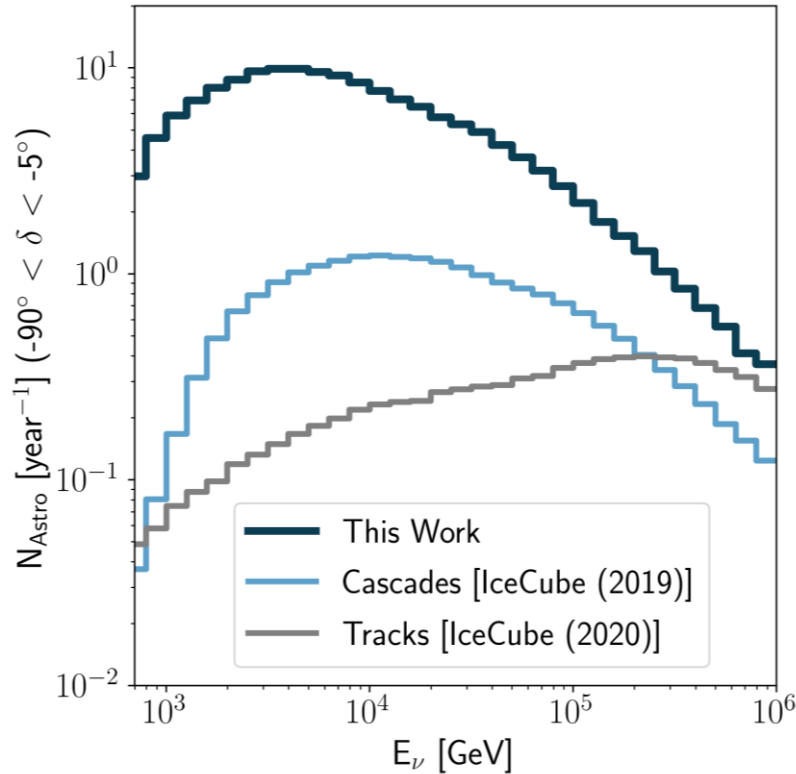
Selection of Astrophysical Neutrinos



- Series of convolutional neural networks (CNNs)
- Final step via boosted decision trees (BDTs)



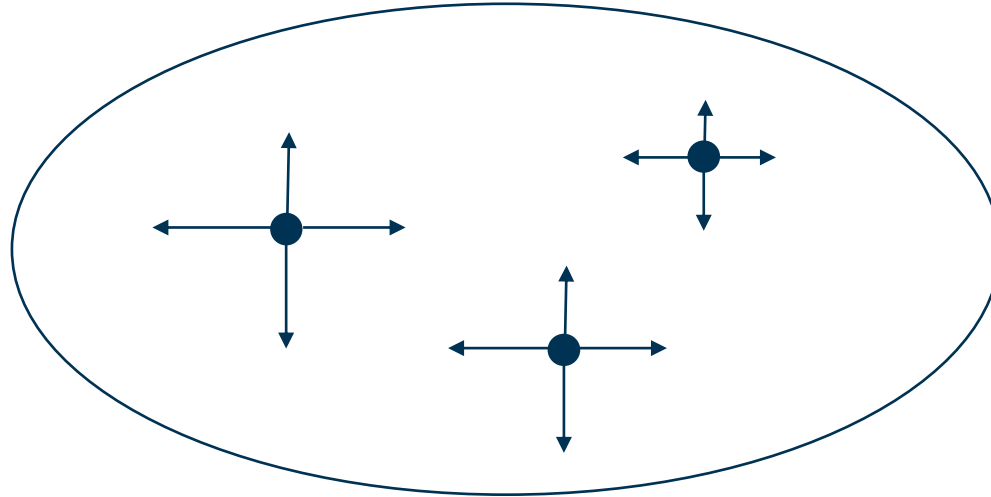
Selection of Astrophysical Neutrinos



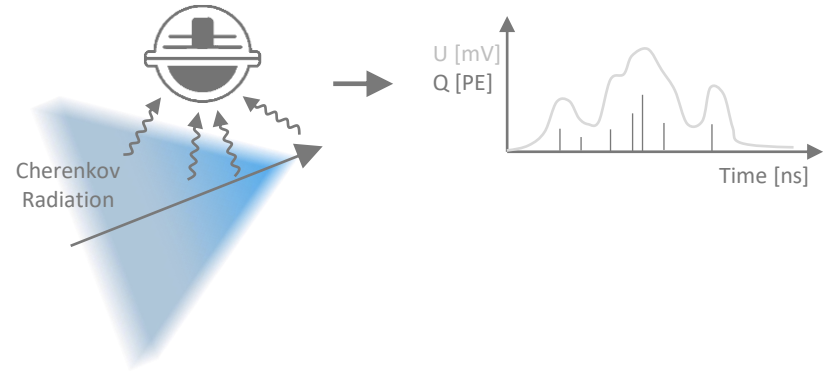

Event selection:

- Background reduced by almost 8 orders of magnitude
- 30 times as many events as precursor analysis

Event Reconstruction



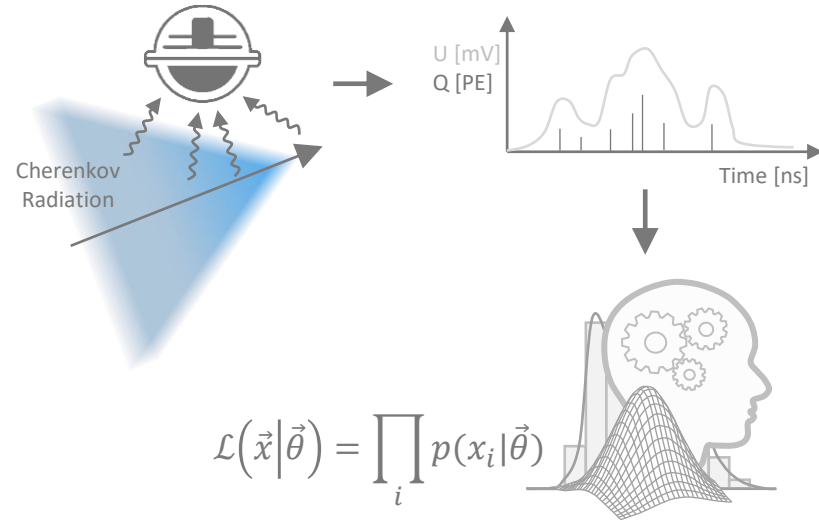
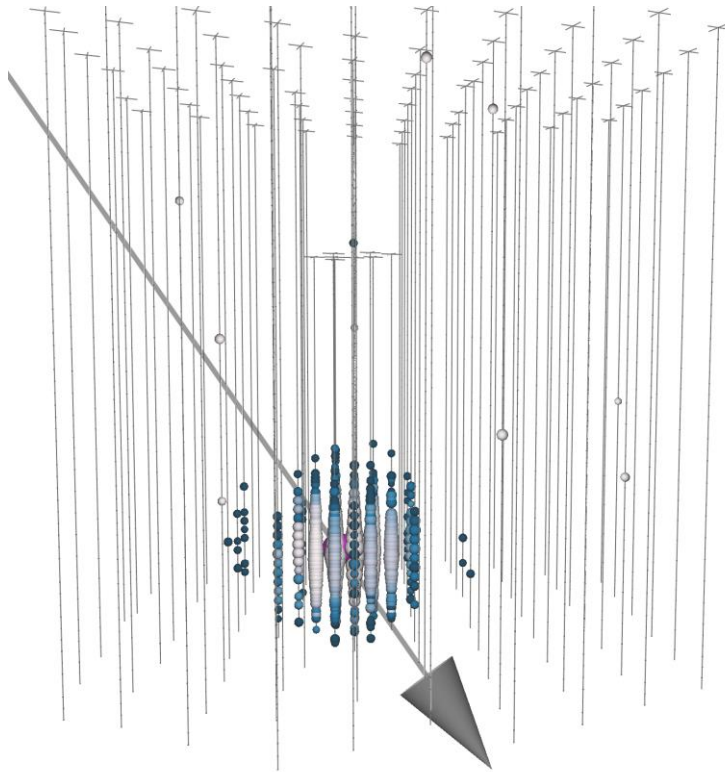
Reconstructing Event Properties



Event reconstruction:

- Neutrino events are characterized by their energy and direction
- Properties are inferred from observed light pattern in detector

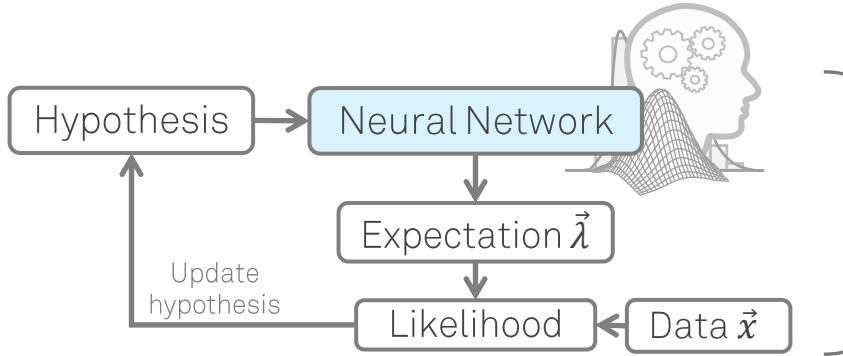
Reconstructing Event Properties



Event reconstruction:

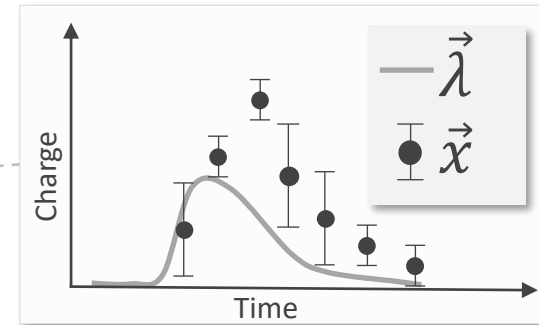
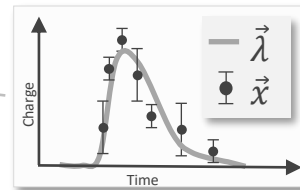
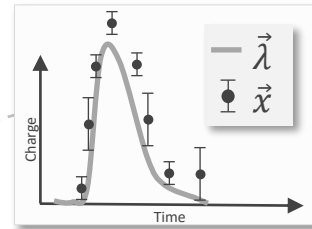
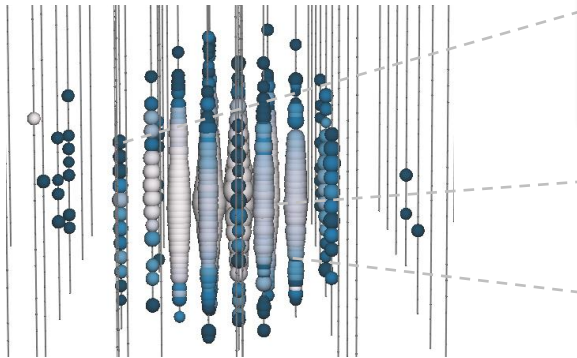
- Neutrino events are characterized by their energy and direction
- Properties are inferred from observed light pattern in detector

Reconstructing Event Properties

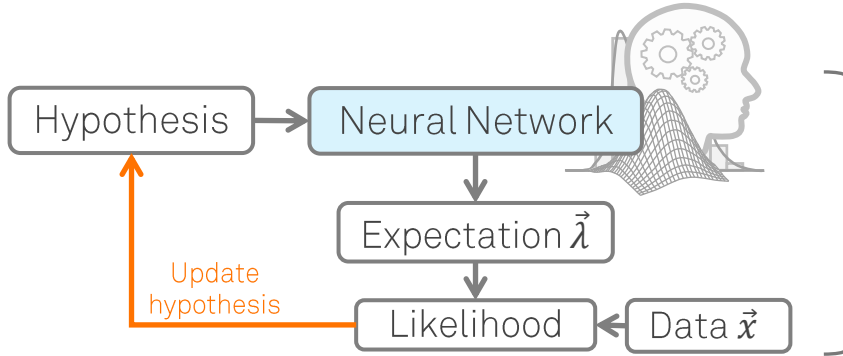


Hybrid reconstruction method:

- Combines maximum-likelihood estimation with deep learning
- Modeling of high-dimensional PDFs via neural networks
- Exploits available information and symmetries
- **Improved resolution over entire energy range**

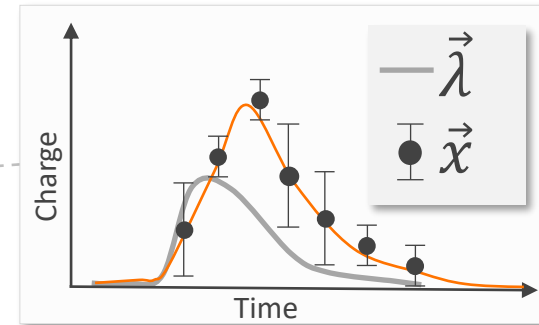
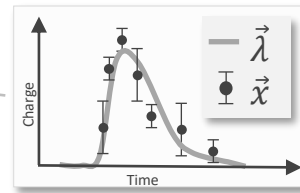
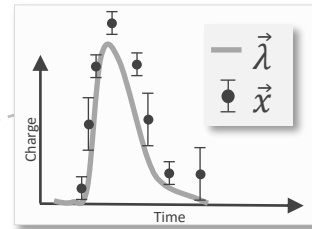
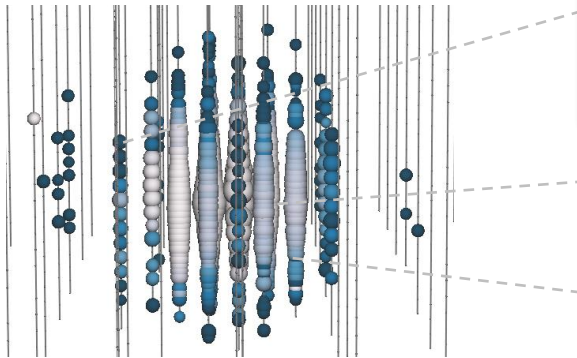


Reconstructing Event Properties

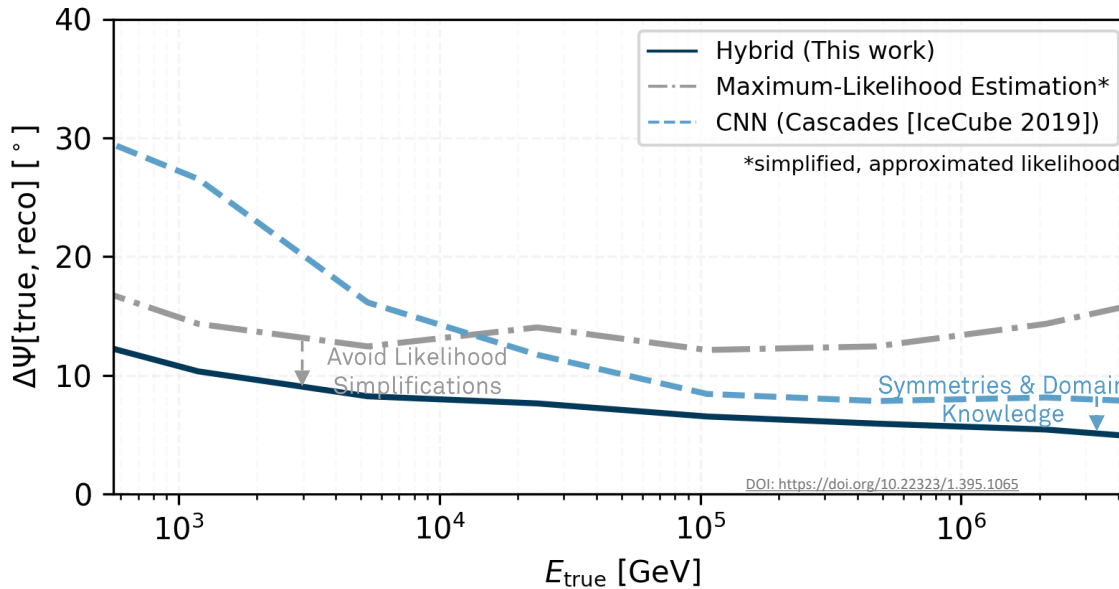


Hybrid reconstruction method:

- Combines maximum-likelihood estimation with deep learning
- Modeling of high-dimensional PDFs via neural networks
- Exploits available information and symmetries
- **Improved resolution over entire energy range**



Improvements by novel methods



Improvements due to novel methods:

- Improved reconstruction resolution over entire energy range
- 30 times as many events
- Analysis sensitivity improved by a factor of 3

Equivalent to savings of 75 years of detector livetime

Talk Outline

Introduction to Neutrino Astronomy

The IceCube Neutrino Detector

- What is it and how does it work?

Neutrinos from the Galactic Plane

- The Multiwavelength Milky Way
- Diffuse Neutrino Emission

Search for Galactic Neutrino Emission

- How do we search for this emission?
- Why do we see this signal now and not before?

Observation of Galactic Neutrinos

- Analysis Results

Conclusions and Outlook

20th of January 2022: Analysis Unblinding

Analysis Unblinding:

- Analysis is developed in a blinded fashion
- Once review and checks have been cleared, unblinding approval is granted
- This is the “moment of truth”



Stephen Sclafani



Mirco Hünnefeld



Michael Richman



Naoko Kurahashi Neilson

```
mhuennefeld@cobalt08:~
(venv) mhuennefeld@cobalt08 ~ $ python unblind.py unblind-gp --TRUTH pi0
```

```
=====  
=== Results for GP template: pi0  
=====  
Number of Background Trials: 549500000  
TS: 22.189  
ns: 748.043  
p-value: 1.261e-06  
n-sigma: 4.71  
--> Found evidence for a source!  
=====
```



sclafani 4:12 PM

@mrichman Approved for unblinding



mhuennefeld 5:16 PM

showtime 😊 What zoom room are we using?

20th of January 2022: Analysis Unblinding

Analysis Unblinding:

- Analysis is developed in a blinded fashion
- Once review and checks have been cleared, unblinding approval is granted
- This is the “moment of truth”



Stephen Sclafani



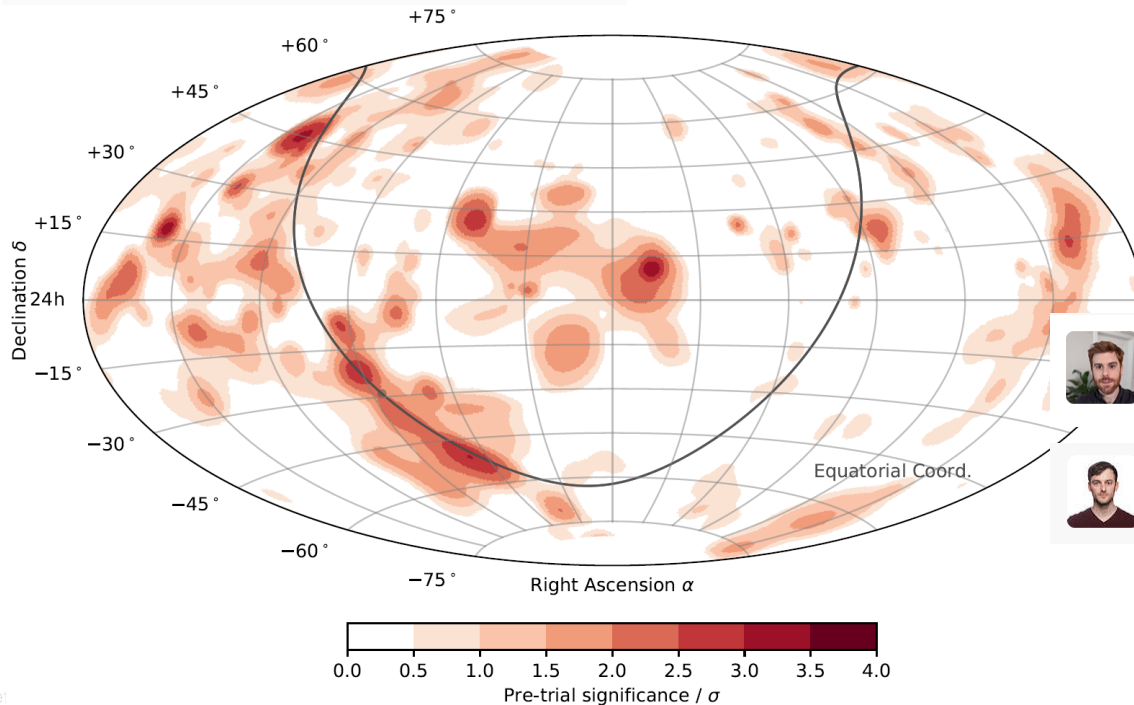
Mirco Hünnefeld




Michael Richman




Naoko Kurahashi Neilson



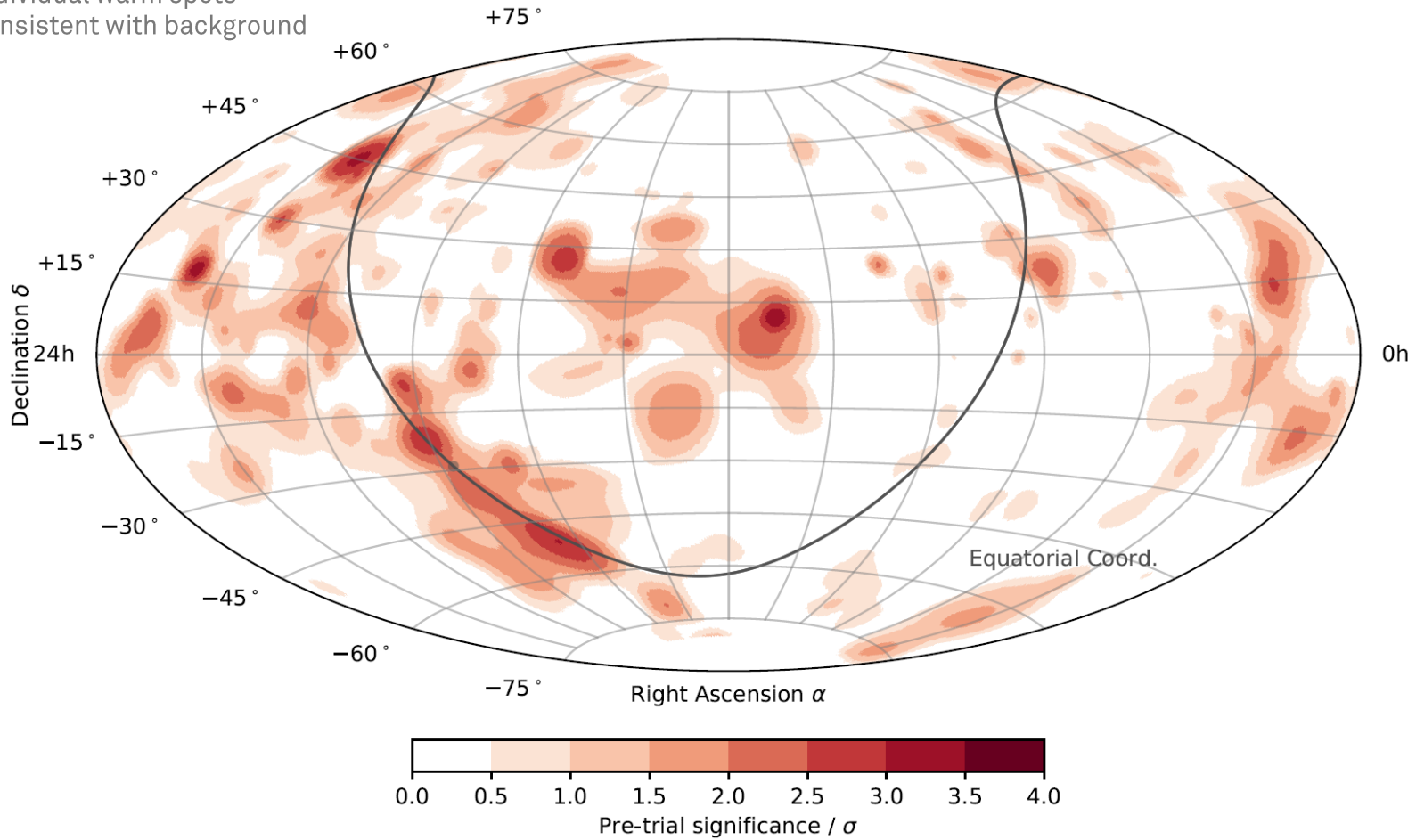
0h

 **sclafani** 4:12 PM
@mrichman Approved for unblinding

 **mhuennefeld** 5:16 PM
showtime 😊 What zoom room are we using?

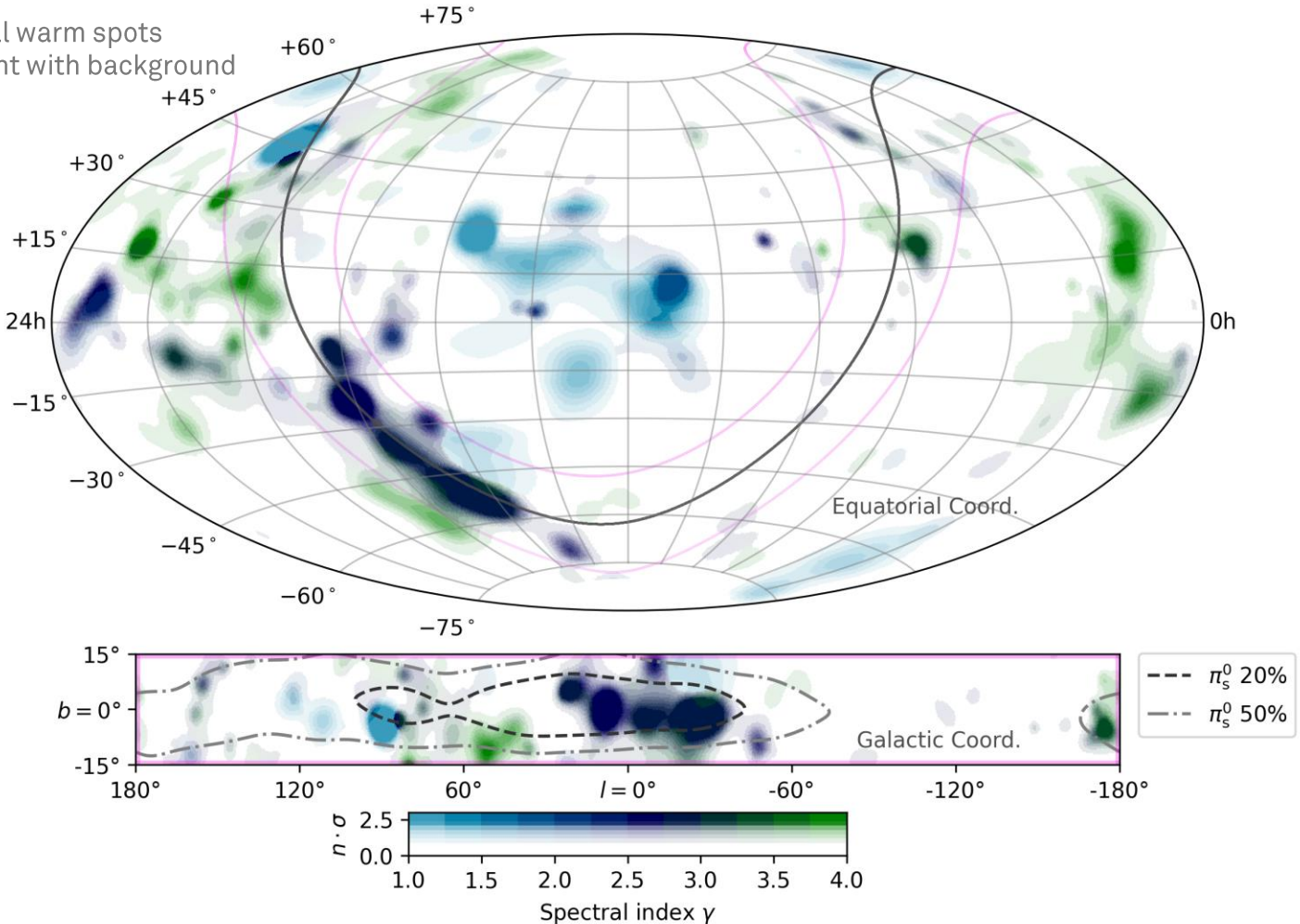
Results from All-Sky Search

Individual warm spots consistent with background



Results from All-Sky Search

Individual warm spots consistent with background



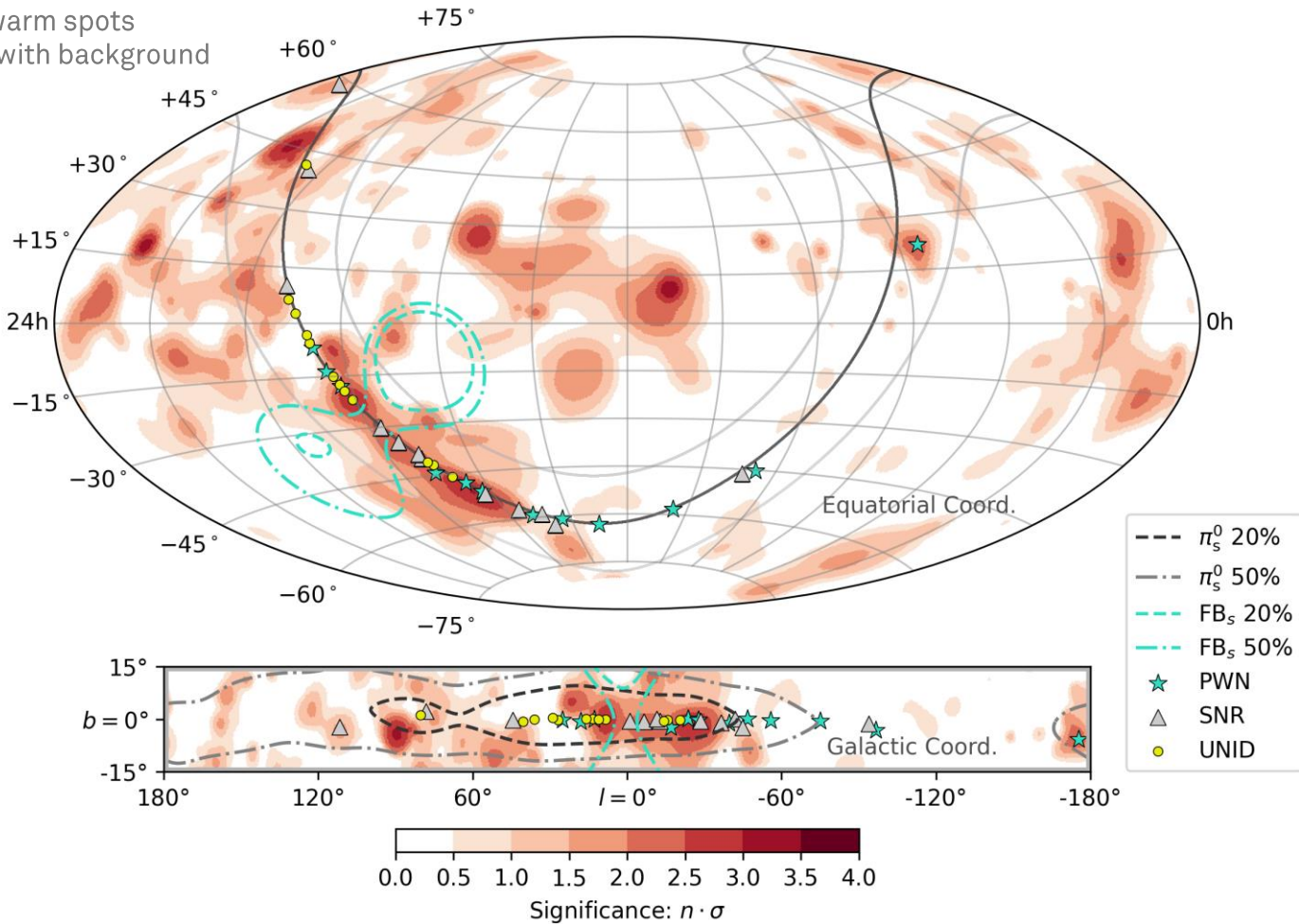
Analysis Results

	Flux sensitivity Φ	P value	Best-fitting flux Φ
<i>Diffuse Galactic plane analysis</i>			
π^0	5.98	$1.26 \times 10^{-6} (4.71\sigma)$	$21.8_{-4.9}^{+5.3}$
KRA_{γ}^5	$0.16 \times MF$	$6.13 \times 10^{-6} (4.37\sigma)$	$0.55_{-0.15}^{+0.18} \times MF$
KRA_{γ}^{50}	$0.11 \times MF$	$3.72 \times 10^{-5} (3.96\sigma)$	$0.37_{-0.11}^{+0.13} \times MF$
<i>Catalog stacking analysis</i>			
SNR		$5.90 \times 10^{-4} (3.24\sigma)^*$	
PWN		$5.93 \times 10^{-4} (3.24\sigma)^*$	
UNID		$3.39 \times 10^{-4} (3.40\sigma)^*$	
<i>Other analyses</i>			
Fermi bubbles		0.06 (1.52 σ)	
Source list		0.22 (0.77 σ)	
Hotspot (north)		0.28 (0.58 σ)	
Hotspot (south)		0.46 (0.10 σ)	

*Significance values that are consistent with the diffuse Galactic plane template search results.

Analysis Results

Individual warm spots consistent with background



Results from Diffuse Galactic Plane Searches

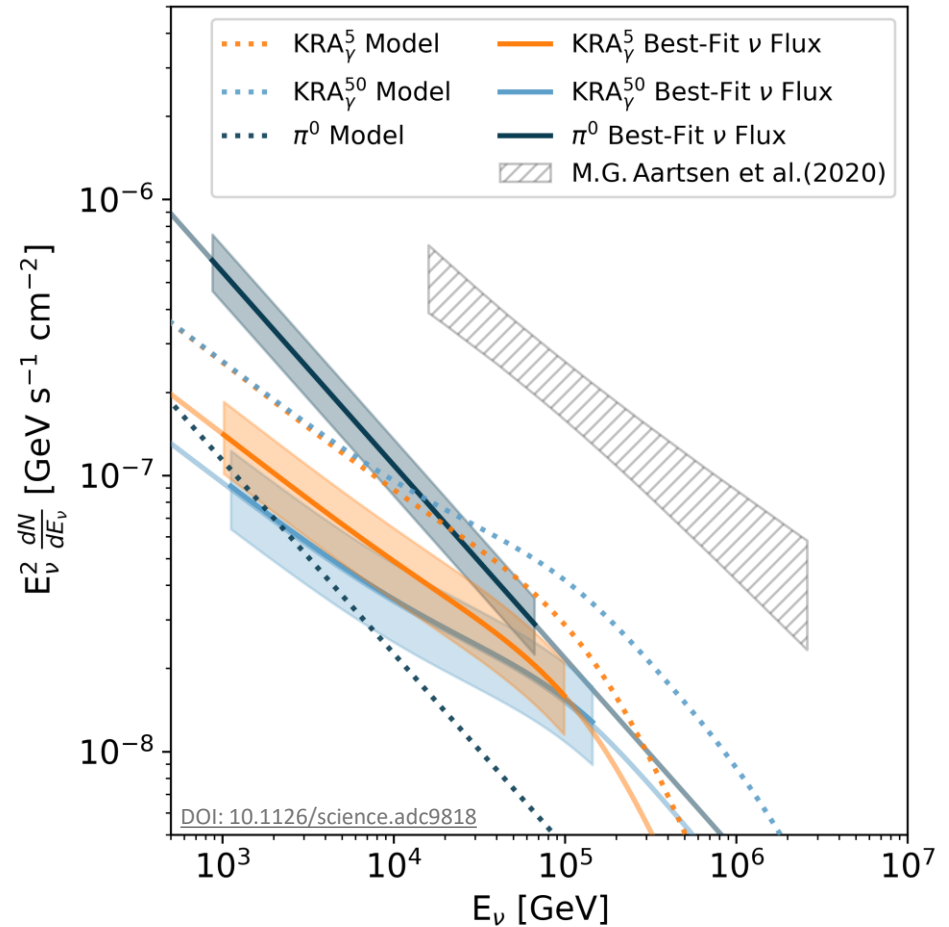
After trial-correction: 4.5σ

Model	Signal Events	Pre-trial p-value ($N\sigma$)
π^0	748	1.26×10^{-6} (4.71σ)
KRA_γ^5	276	6.13×10^{-6} (4.37σ)
KRA_γ^{50}	211	3.72×10^{-5} (3.96σ)

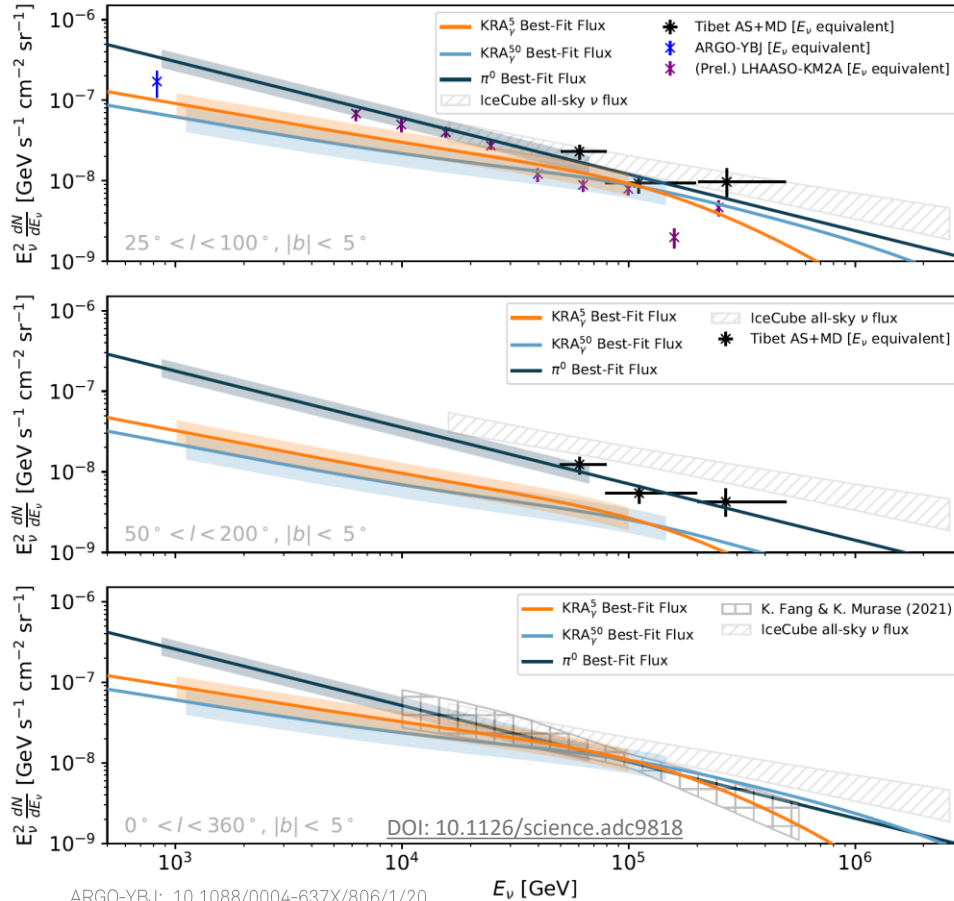
π^0 : based on Fermi-LAT gamma-ray measurements (DOI: 10.1088/0004-637X/750/1/3)

KRA_γ^{50} : based on Gaggero et. al (DOI 10.1088/2041-8205/815/2/L25)

- Shaded regions depict energy ranges that contribute most to the significance
- Galactic flux may explain up to ~10% of astrophysical flux
- Relative model contributions depend on location on the sky
- Note that the analysis only fits the model normalization; spectrum is kept fixed to model prediction

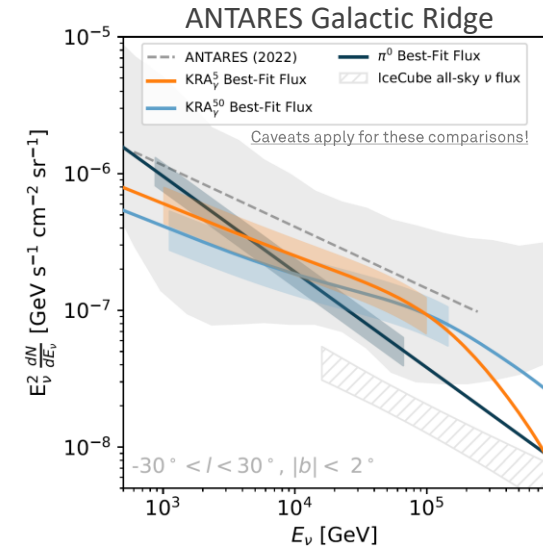


Comparisons to other measurements are challenging



ARGO-YBJ: [10.1088/0004-637X/806/1/20](https://arxiv.org/abs/10.1088/0004-637X/806/1/20)
 (Prel.) LHAASO-KM2A: [10.22323/1.395.0859](https://arxiv.org/abs/10.22323/1.395.0859)
 Tibet AS+MD: [10.1103/PhysRevLett.126.141101](https://arxiv.org/abs/10.1103/PhysRevLett.126.141101)

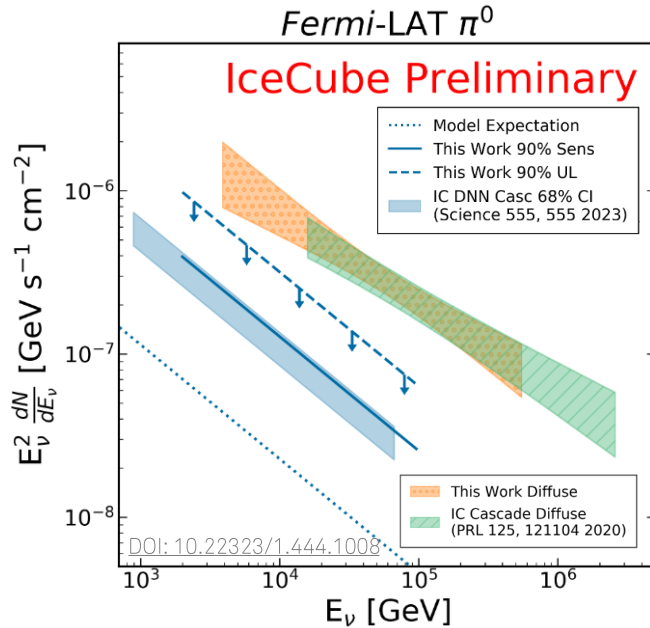
- Conversion of gamma ray measurements assumes pp scenario without attenuation
- Caveats apply for these comparisons!**
 - IceCube measurement is over entire sky: separate measurements for individual sky regions are required for comparisons
 - Only normalization is fit for, not spectrum



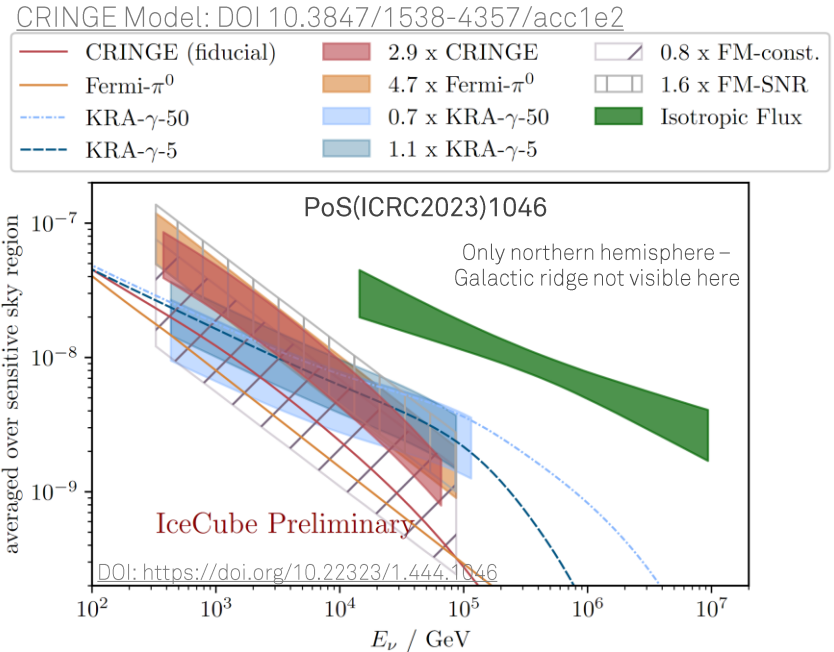
ANTARES (2022): [10.1016/j.physletb.2023.137951](https://arxiv.org/abs/10.1016/j.physletb.2023.137951)

Follow-up Measurements of the GP Neutrino Signal

IceCube starting tracks (1.5 σ for GP)¹



IceCube northern tracks (2.7 σ for GP)²



A future analysis:

- Measure flux in regions along GP in a model independent approach
- Align regions to gamma-ray measurements to better enable comparisons

Talk Outline

Introduction to Neutrino Astronomy

The IceCube Neutrino Detector

- What is it and how does it work?

Neutrinos from the Galactic Plane

- The Multiwavelength Milky Way
- Diffuse Neutrino Emission

Search for Galactic Neutrino Emission


- How do we search for this emission?
- Why do we see this signal now and not before?

Observation of Galactic Neutrinos


- Analysis Results

Conclusions and Outlook

The Multiwavelength Milky Way



The Multiwavelength **Multimessenger** Milky Way



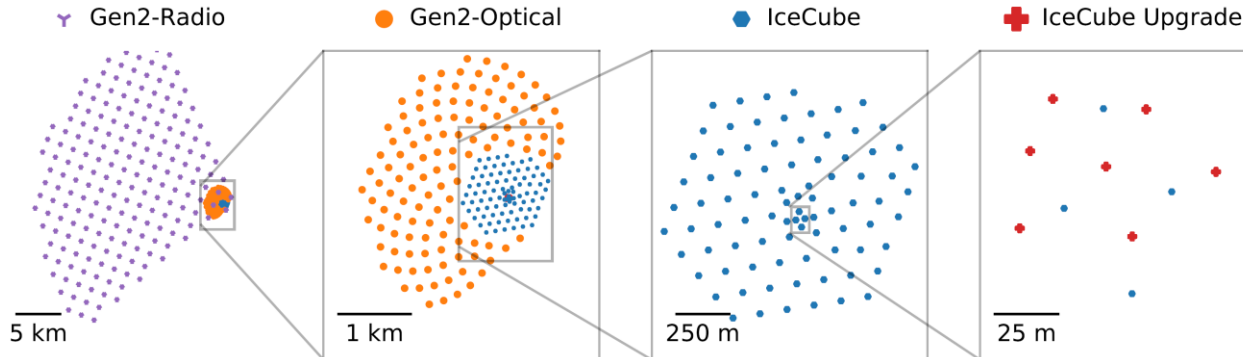
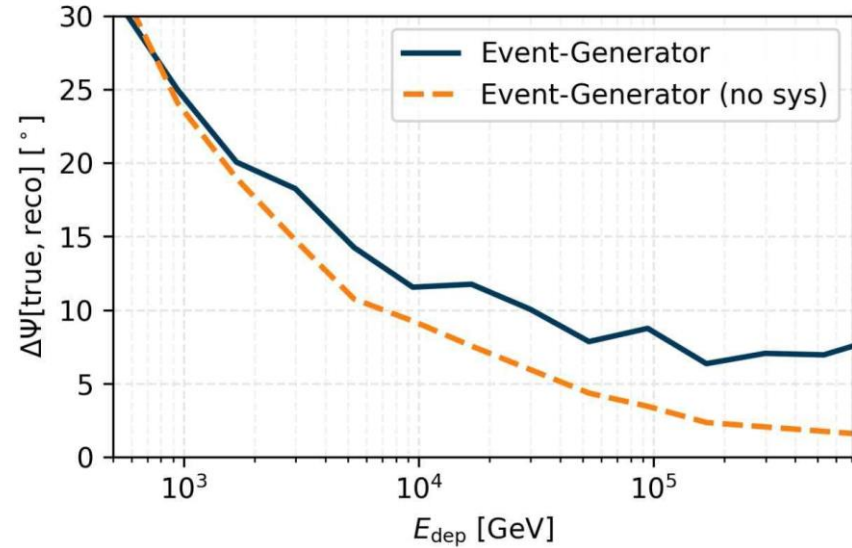
A bright future for Neutrino Astronomy

IceCube Extensions

- IceCube Upgrade: low-energy infill + calibration
- IceCube Gen2: high-energy extension

Future Neutrino Telescopes

- Under construction: KM3Net, Baikal GVD
- Site exploration/prototyping: P-ONE, TRIDENT



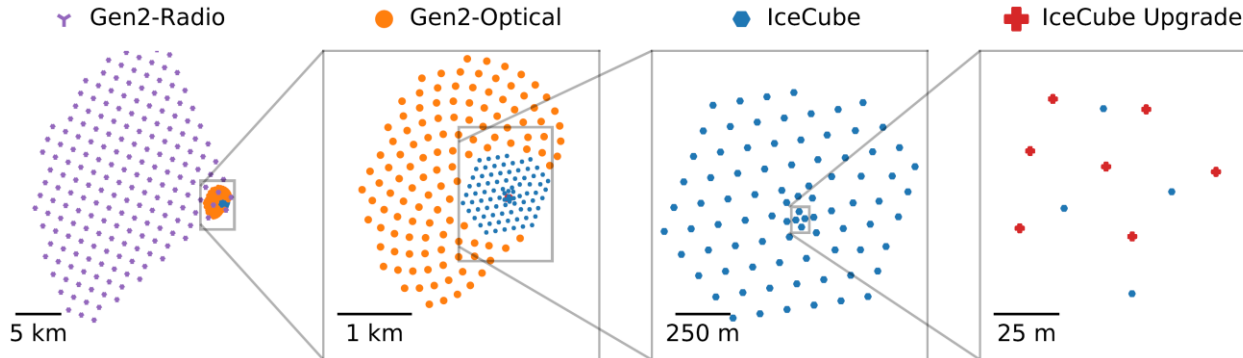
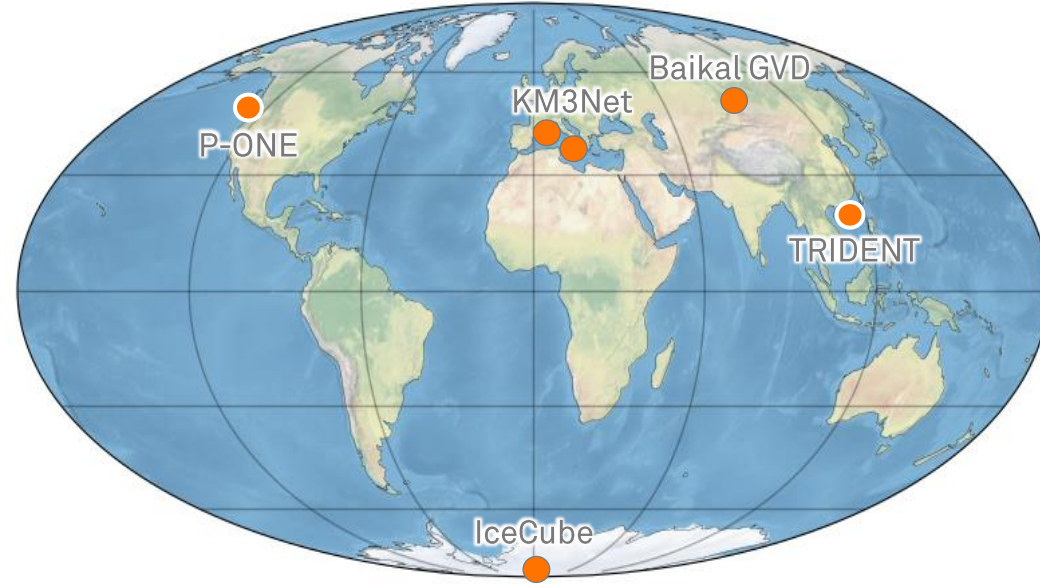
A bright future for Neutrino Astronomy

IceCube Extensions

- IceCube Upgrade: low-energy infill + calibration
- IceCube Gen2: high-energy extension

Future Neutrino Telescopes

- Under construction: KM3Net, Baikal GVD
- Site exploration/prototyping: P-ONE, TRIDENT



Summary & Outlook

Strong evidence for neutrino emission from the Galactic plane

- Background-only hypothesis rejected at 4.5σ
- Independent hints in IceCube track channels ($\sim 2.7\sigma$)¹ and in ANTARES² ($\sim 2\sigma$)
- Emission from Galactic plane may explain up to $\sim 10\%$ of astrophysical flux observed by IceCube

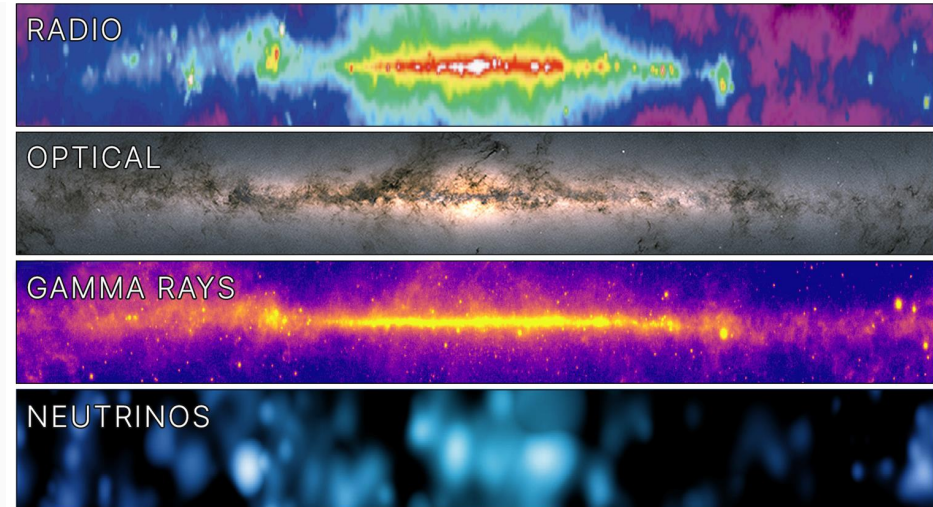
Observation enabled by new tools based on Deep Learning

- 30 times as many events than precursor selection
- Improved reconstruction resolution by up to 50%
- Analysis sensitivity improved by a factor of 3

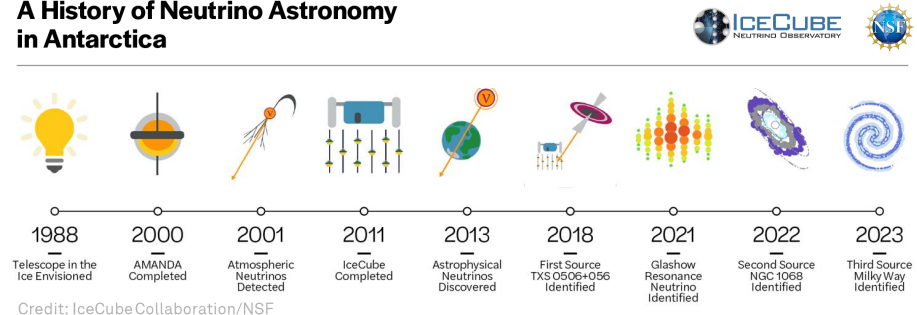
This result leads to many new questions:

- Diffuse or unresolved? Origin of CRs? Galactic structure? ...
- Ongoing studies, future upgrades, and combination with other neutrino detectors will help to shed light on these

→ We have arrived in the era of neutrino astronomy!



A History of Neutrino Astronomy in Antarctica



Credit: IceCube Collaboration/NSF

Achieved milestones have picked up in pace in recent years!

¹ DOI: 10.22323/1.444.1046

² DOI: 10.1016/j.physletb.2023.137951



Thank you!