

Proton form factors: Interesting at all scales

Jan C. Bernauer

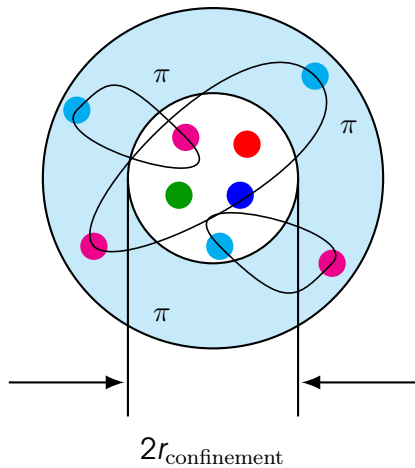
SPhN Seminar Saclay, October 2013



Massachusetts Institute of Technology

- Motivation
- High Q^2 : Two-Photon-Exchange
- Middle Q^2 : Pushing the precision boundary
- Low Q^2 : The size of the proton
- New data

What is a proton?



Cross section and form factors for elastic e-p scattering

The cross section:

$$\frac{\left(\frac{d\sigma}{d\Omega}\right)}{\left(\frac{d\sigma}{d\Omega}\right)_{Mott}} = \frac{1}{\varepsilon(1+\tau)} \left[\varepsilon G_E^2(Q^2) + \tau G_M^2(Q^2) \right]$$

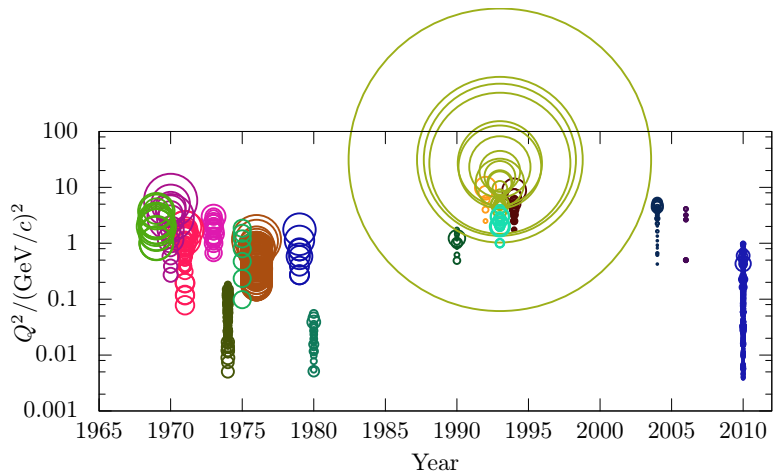
with:

$$\tau = \frac{Q^2}{4m_p^2}, \quad \varepsilon = \left(1 + 2(1+\tau) \tan^2 \frac{\theta_e}{2} \right)^{-1}$$

Fourier-transform of $G_E, G_M \longrightarrow$ spatial distribution (Breit frame)

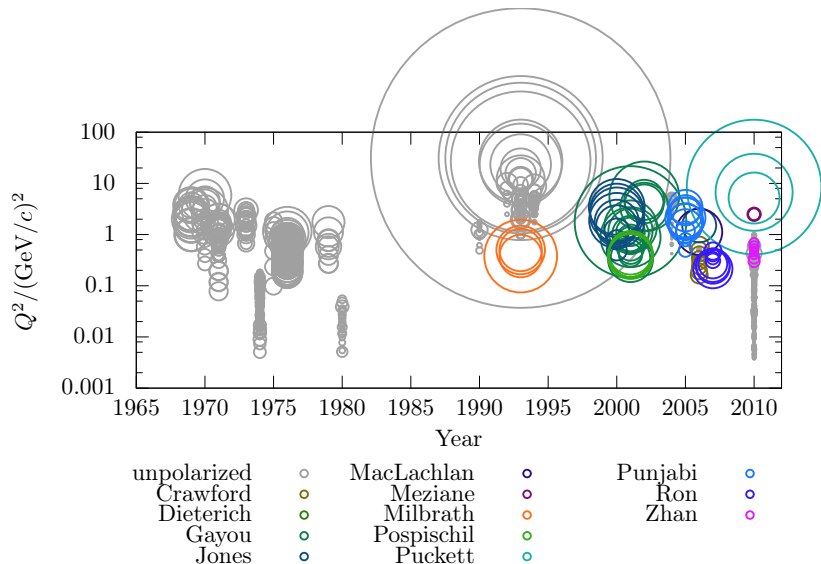
$$\langle r_E^2 \rangle = -6\hbar^2 \left. \frac{dG_E}{dQ^2} \right|_{Q^2=0} \quad \langle r_M^2 \rangle = -6\hbar^2 \left. \frac{d(G_M/\mu_p)}{dQ^2} \right|_{Q^2=0}$$

Unpolarized: Rosenbluth



- | | | | | |
|-------------|-------------|------------|---------|----------|
| ○ Andivahis | ○ Borkowski | ○ Janssens | ○ Rock | ○ Walker |
| ○ Bartel | ○ Bosted | ○ Litt | ○ Sill | |
| ○ Berger | ○ Christy | ○ Price | ○ Simon | |
| ○ Bernauer | ○ Goitein | ○ Qattan | ○ Stein | |

Polarized: Ratio

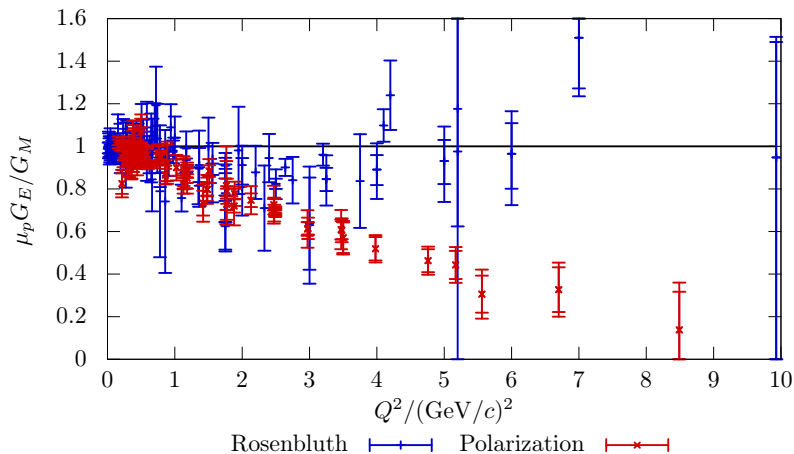


Q^2

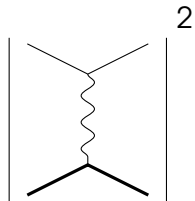
Q^2

Q^2

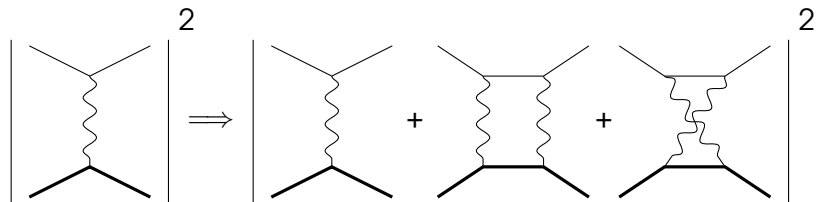
Ratio: Difference!



Most likely solution: Two Photon Exchange



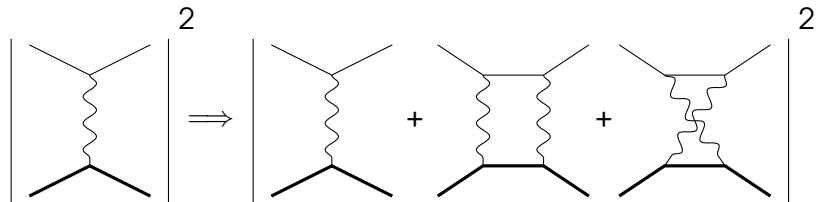
Most likely solution: Two Photon Exchange



Two-Photon-Exchange

- Not in standard radiative corrections
- Off-shell proton!
- How to handle high momenta in loop?

Most likely solution: Two Photon Exchange



Two-Photon-Exchange

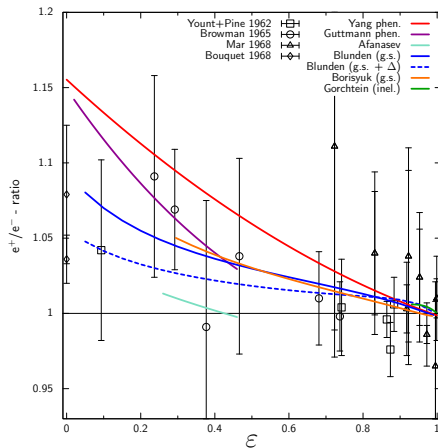
- Not in standard radiative corrections
- Off-shell proton!
- How to handle high momenta in loop?

Measurement

- Rosenbluth/polarized reconciled?
- How to treat the hadron line?

Measure TPE

- Interference term changes sign with lepton sign!
- Measured in the 1960s
- Not much data
- A lot of predictions!




Three modern experiments

Novosibirsk/VEPP-3

- Analysis in progress
- 1.6/1 GeV beam
- No magnetic field

CLAS/Jlab


- Analysis in progress
- e^- to γ to $e^{+/-}$ -beam



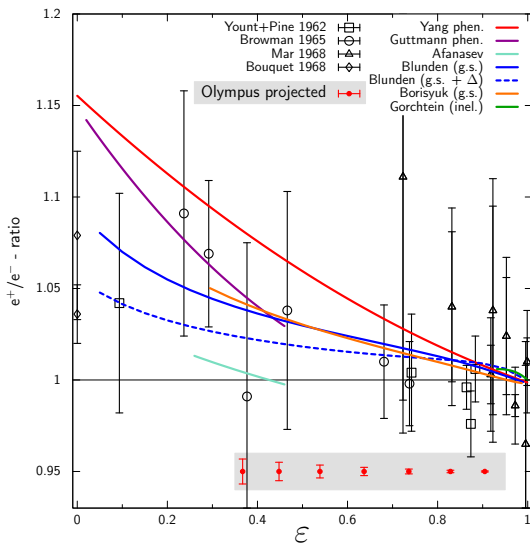
- Doris/DESY
- 2 GeV beam
- data taking finished 01/2013

The OLYMPUS collaboration

- Arizona State University, USA
- DESY, Hamburg, Germany
- Hampton University, USA
- INFN, Bari, Italy
- INFN, Ferrara, Italy
- INFN, Rome, Italy
- MIT Laboratory for Nuclear Science, Cambridge, USA
- St. Petersburg Nuclear Physics Institute, St. Petersburg, Russia
- University of Bonn, Bonn, Germany
- University of Glasgow, United Kingdom
- University of Mainz, Mainz, Germany
- University of New Hampshire, USA
- Yerevan Physics Institute, Armenia

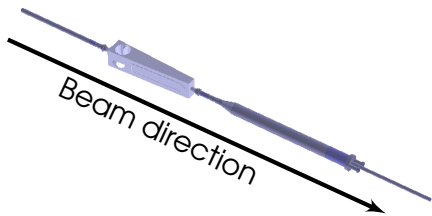


Projected performance

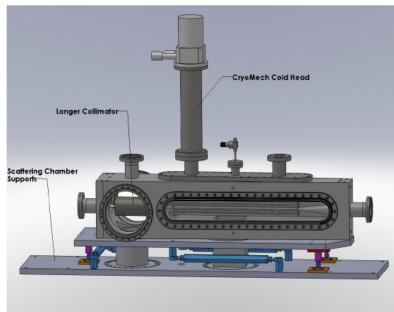


2 GeV beam, Q^2 -range: 0.6 to 2.2 GeV^2



Target / Vacuum



- Open cell design
- Cryogenic
- Target density: $3 \cdot 10^{15} \text{ cm}^{-2}$
- Multi-stage pump system





Toroid





- From BLAST
- ± 5000 A = 75% of BLAST
- \implies Peak field: 2.8 kG
- 8 coils

Toroid



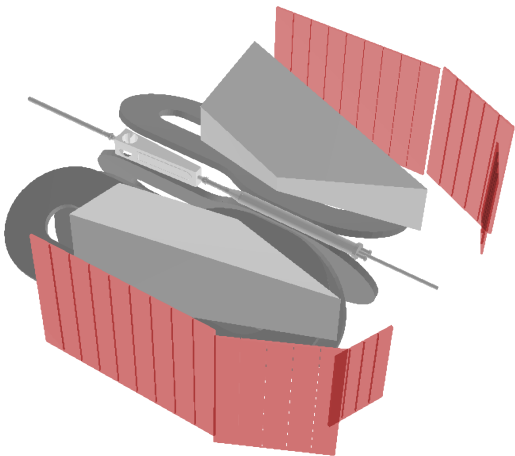
- From BLAST
- ± 5000 A = 75% of BLAST
- \Rightarrow Peak field: 2.8 kG
- 8 coils
- 4 shown

Wire chamber



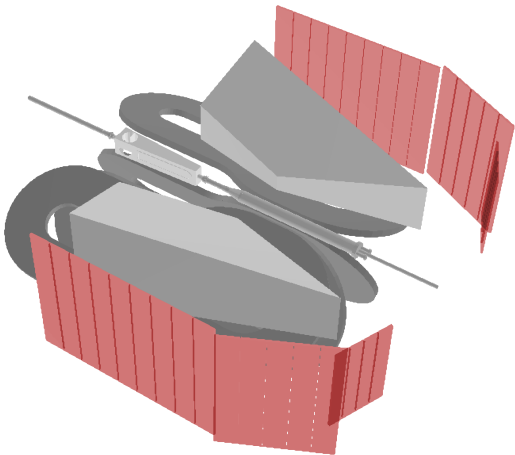
- From BLAST
- HDC design, 3 signal wires
- completely rewired
- 2 · 3 planes / chamber, 3 chambers / side
- 10° stereo angle

Time Of Flight

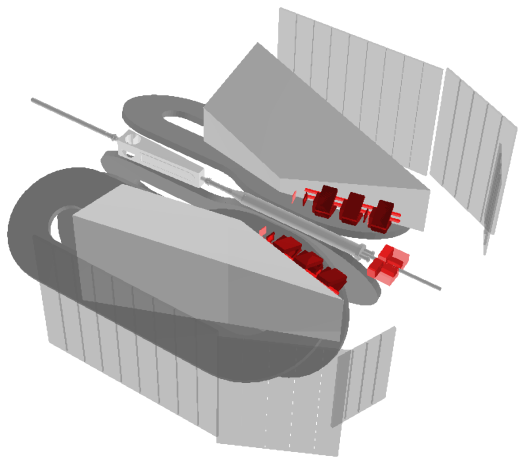


- From BLAST
- Rewrapped, tested
- Trigger
 - Top/bottom coinc.
 - kinematically constrained

Time Of Flight



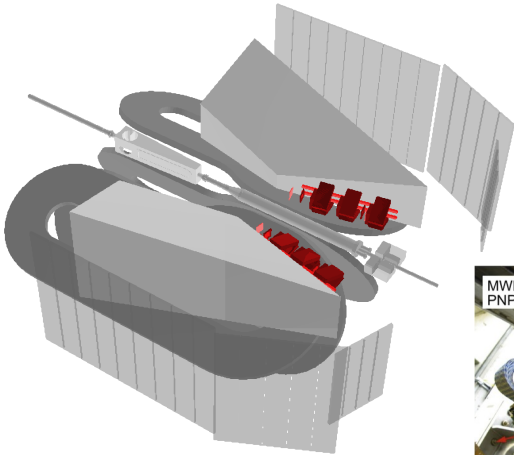
- From BLAST
- Rewrapped, tested
- Trigger
 - Top/bottom coinc.
 - kinematically constrained
 - + 2nd level WC




Tight control crucial!
Redundant systems:

- 12°-detector
(Hampton, PNPI)
- Symmetric
Møller/Bhabha (Mainz)


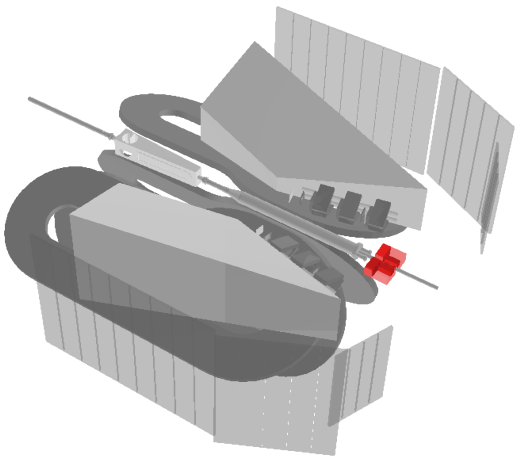
12°-detector




- 3 GEM (Hampton) + 3 MWPC (PNPI) each
- highly redundant
- SiPM trigger scintillators



Symmetric Møller/Bhabha



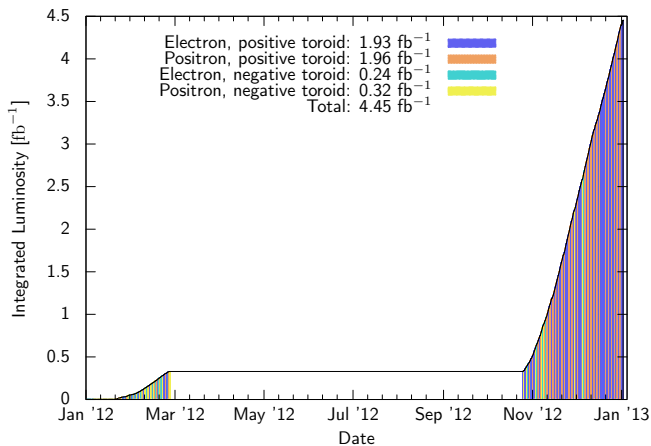
- 2×9 crystals (Mainz)
- 1.3° symmetric angle
- high rate, no deadtime



Timeline

OLYMPUS full proposal	September 2008
Experiment funded by DOE	January 2010
BLAST moved to Germany	Spring 2010
Target test experiment	February 2011
Drift chambers installed	Spring 2011
Luminosity monitors installed	Summer 2011
Olympus roll-in	July 2011
First full Olympus test	August 2011
Sym. Møller/Bhabha installed	Fall 2011
First data run	January 2012
Second data run	October-December 2012
DORIS shut down	January 2013

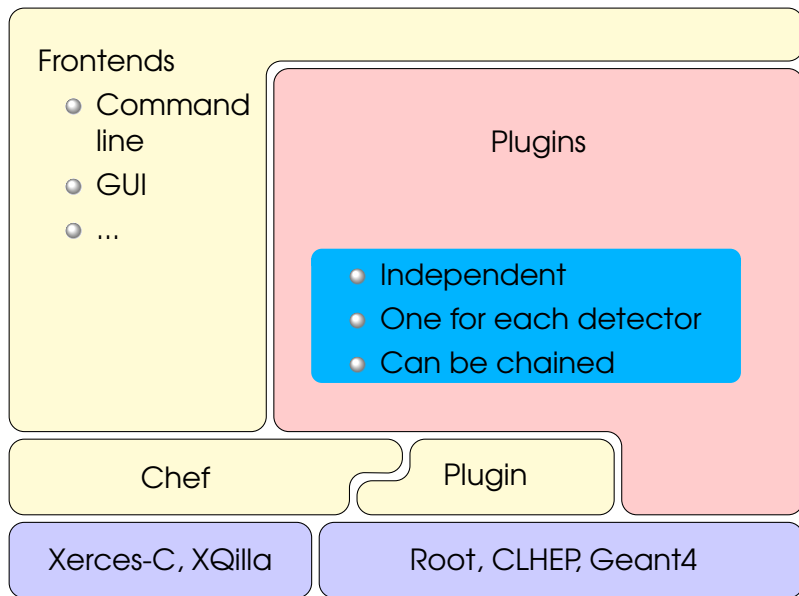
Luminosity



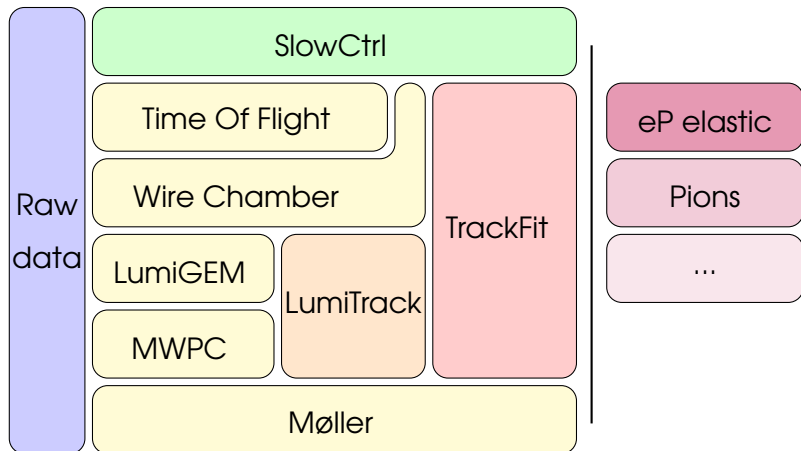
- Exceeded goal for integrated luminosity: > 4 fb⁻¹

CAVEAT: The analysis has just started. All plots are preliminary.

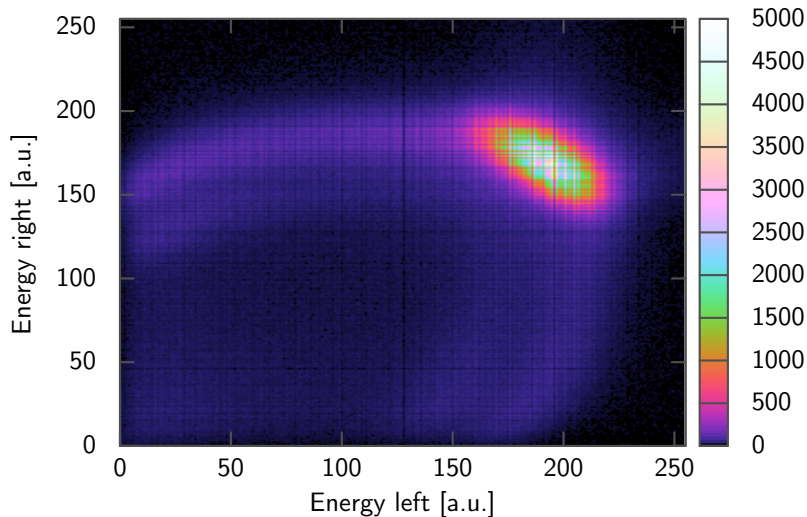
Analysis software stack: Cooker



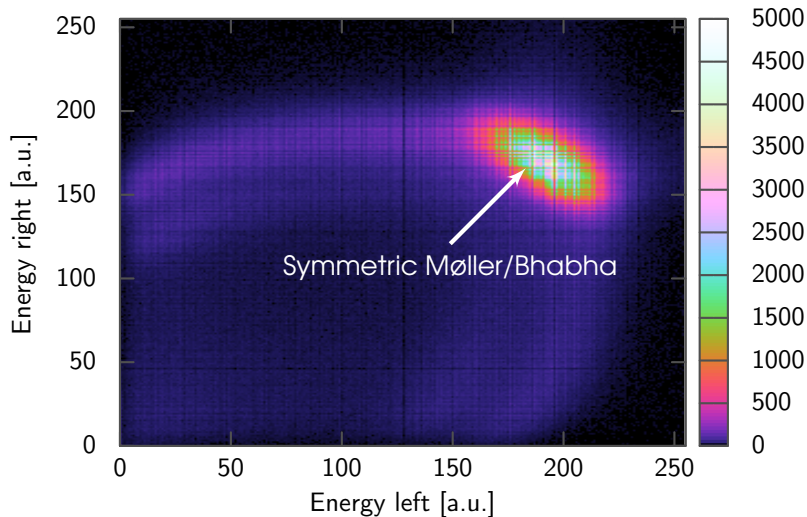
Plugin System



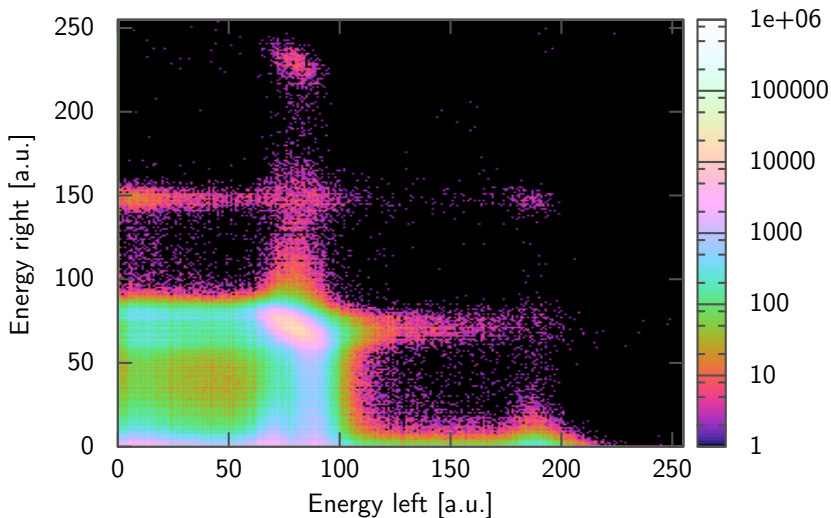
Symmetric Møller - Coincidence



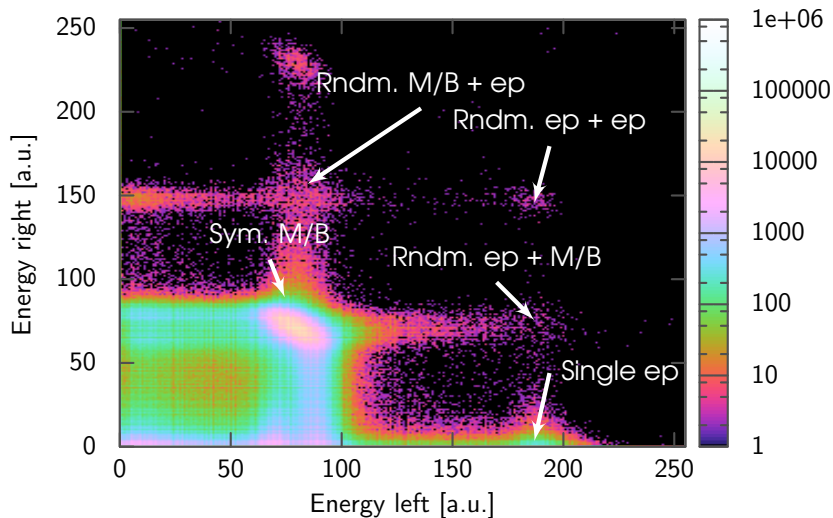
Symmetric Møller - Coincidence



Symmetric Møller - Left Master



Symmetric Møller - Left Master

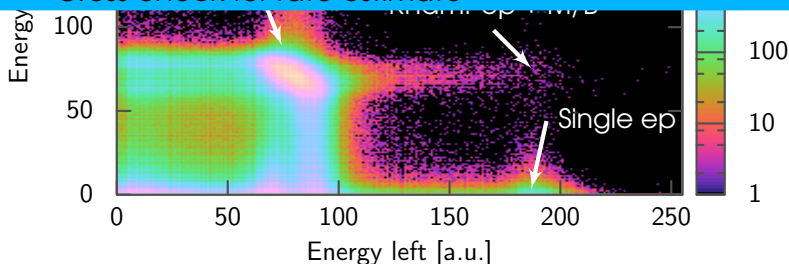


Symmetric Møller - Left Master

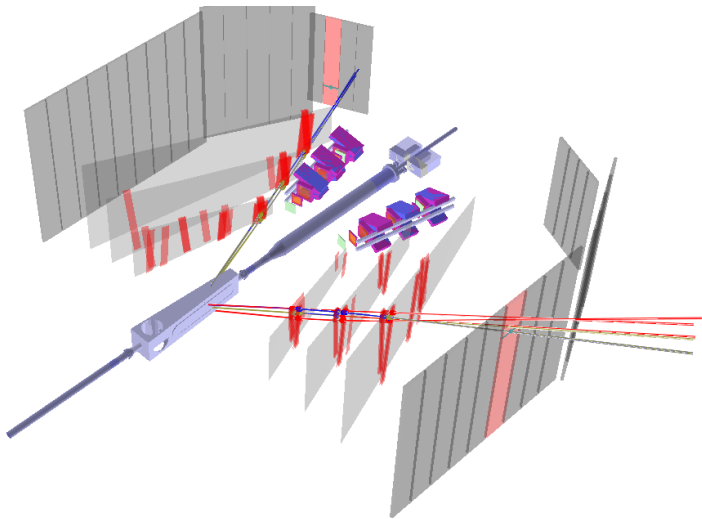


Cross check!

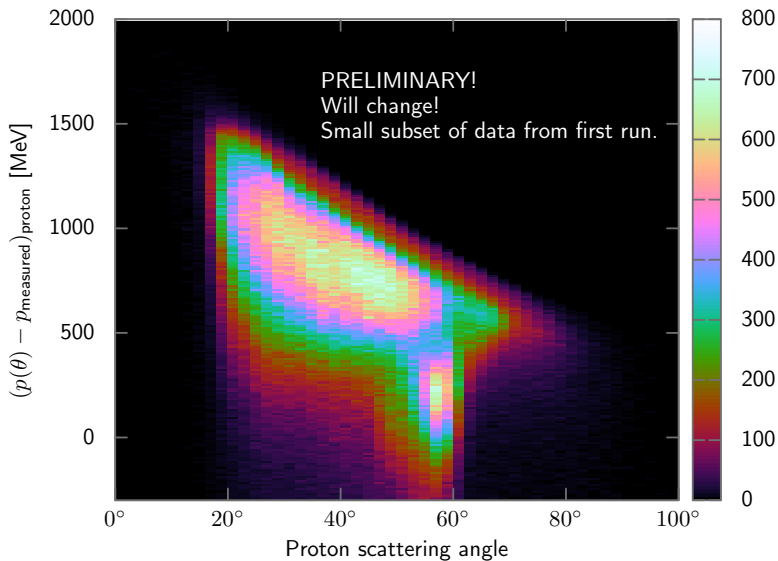
- Can detect lepton from lepton-proton scattering
- Cross check for energy calibration
- Cross check for rate estimate



Wire chamber / Event-Display



Reconstructed proton momentum

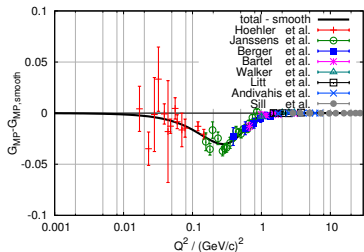
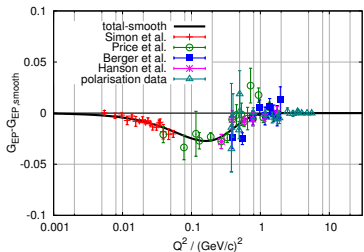
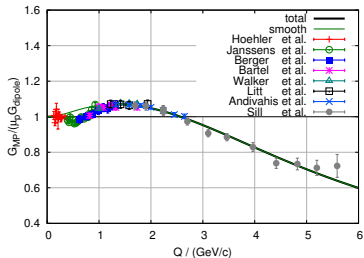
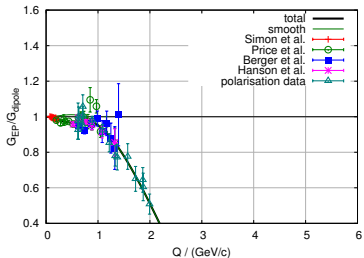


Q^2

Q^2

Q^2

Motivation: Structure



(see J. Friedrich and Th. Walcher, Eur. Phys. J. A **17** (2003) 607)

High-precision $p(e,e')p$ measurement at MAMI

Three spectrometer facility of the A1 collaboration:



Design goal: High precision

- Statistical precision: 20 min beam time for $<0.1\%$

Design goal: High precision through redundancy

- Statistical precision: 20 min beam time for $<0.1\%$
- Control of luminosity and systematic errors:

Design goal: High precision through redundancy

- Statistical precision: 20 min beam time for $<0.1\%$
- Control of luminosity and systematic errors:

Redundancy!

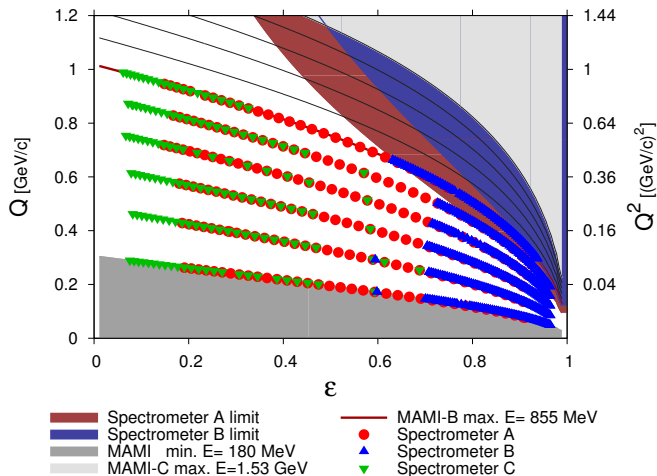
Design goal: High precision through redundancy

- Statistical precision: 20 min beam time for $<0.1\%$
- Control of luminosity and systematic errors:

Redundancy!

- Redundant beam current measurement
Foerster probe \iff pA-meter
- Redundant luminosity:
current \times density \times target length \iff spectrometer as monitor
- Overlapping acceptance
- Where possible: Measure at the same scattering angle with two spectrometers

Measured settings

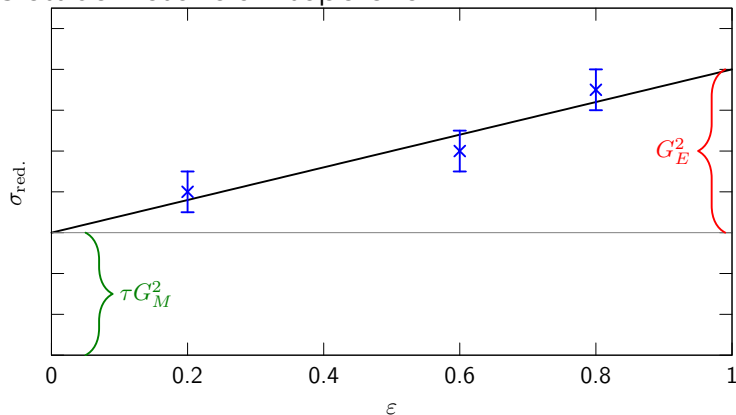


1400 settings

How to extract the form factors?

Two methods:

- 1 Classical Rosenbluth separation



How to extract the form factors?

Two methods:

- ① Classical Rosenbluth separation
- ② “Super-Rosenbluth separation”: Fit of form factor models directly to the measured cross sections
 - Feasible due to fast computers.
 - All data at all Q^2 and ε values contribute to the fit, i.e. full kinematical region used, no projection (to specific Q^2) needed.
 - Easy fixing of normalization.

How to extract the form factors?

Two methods:

- ① Classical Rosenbluth separation
- ② “Super-Rosenbluth separation”: Fit of form factor models directly to the measured cross sections
 - Feasible due to fast computers.
 - All data at all Q^2 and ε values contribute to the fit, i.e. full kinematical region used, no projection (to specific Q^2) needed.
 - Easy fixing of normalization.
 - Model dependence?

How to extract the form factors?

Two methods:

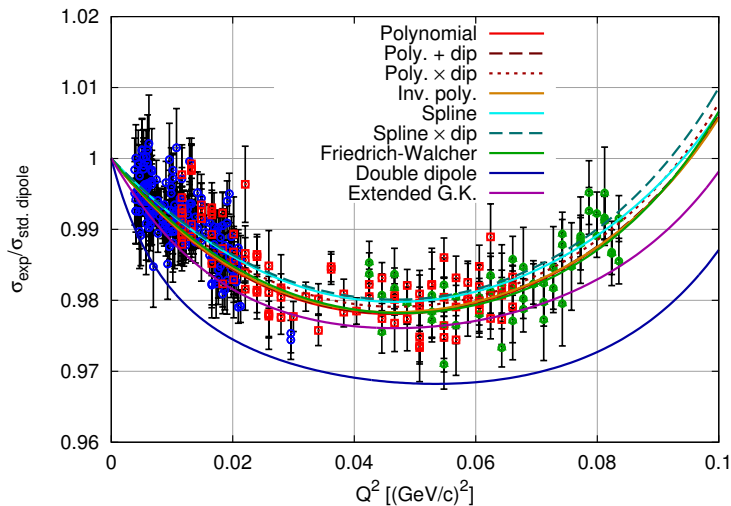
- ① Classical Rosenbluth separation
- ② “Super-Rosenbluth separation”: Fit of form factor models directly to the measured cross sections
 - Feasible due to fast computers.
 - All data at all Q^2 and ε values contribute to the fit, i.e. full kinematical region used, no projection (to specific Q^2) needed.
 - Easy fixing of normalization.
 - Model dependence?

For radii extraction: Needs a fit anyway!

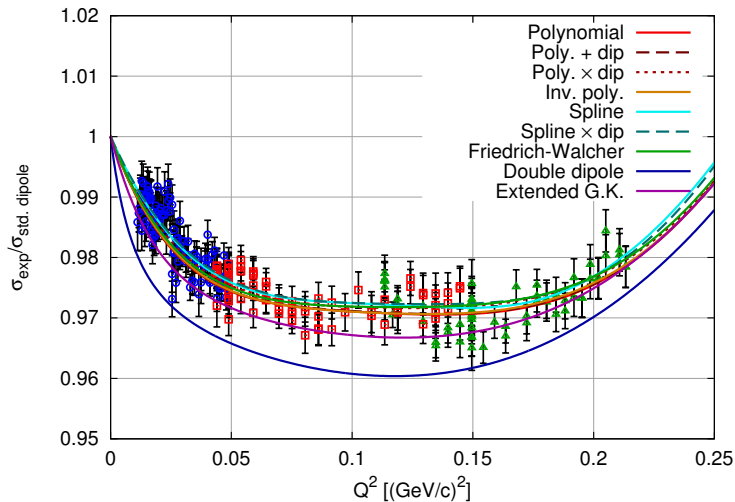
Classical Rosenbluth: Extracted G_E and G_M highly correlated! \implies Error propagation very involved.

- Dipole, double Dipole
- Friedrich / Walcher phenomenological ansatz
- extended Gari-Krümpelmann (VMD), Lomon et al.
- Polynomials (+/× dipole)
- Splines

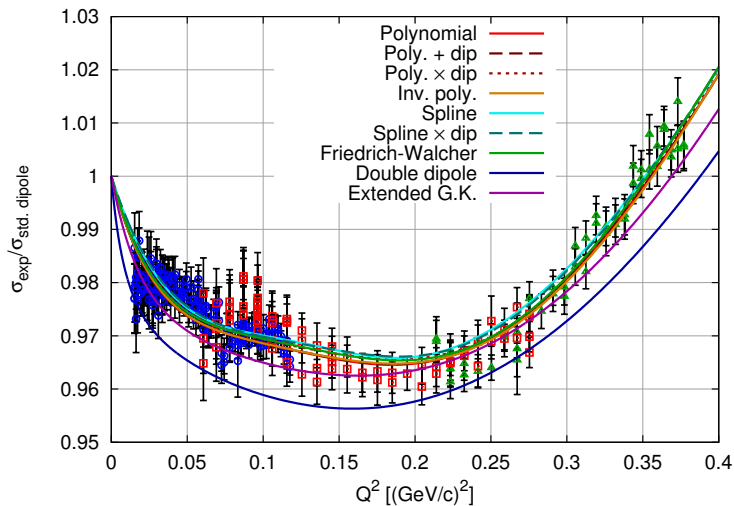
Cross sections: 180 MeV



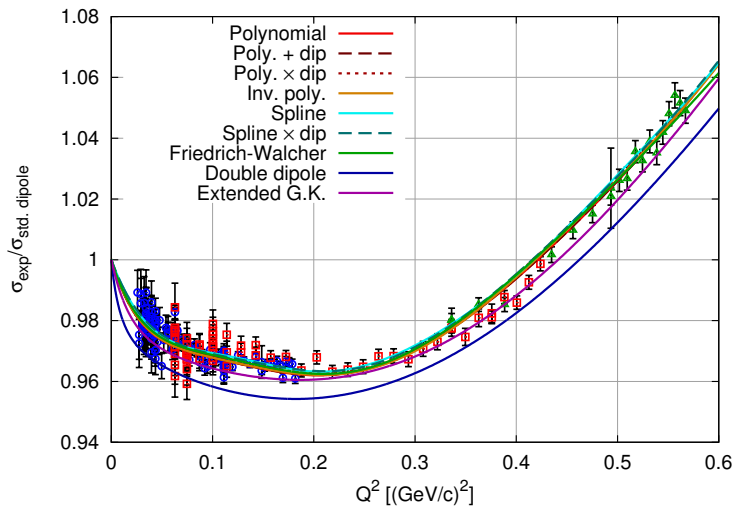
Cross sections: 315 MeV



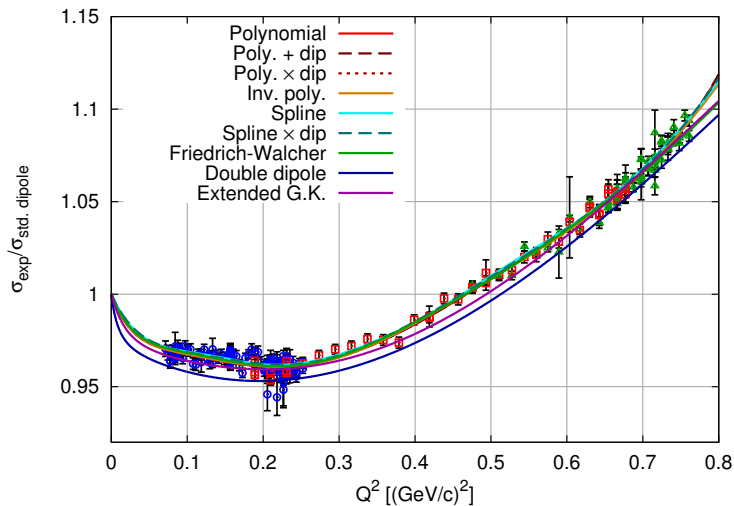
Cross sections: 450 MeV



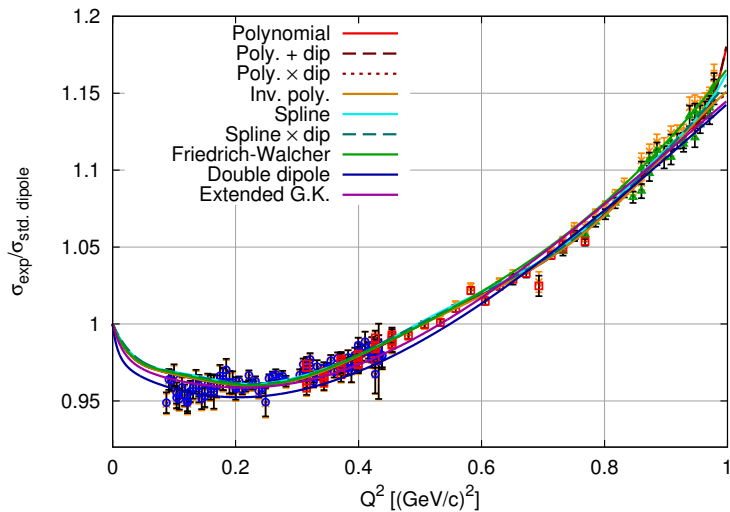
Cross sections: 585 MeV

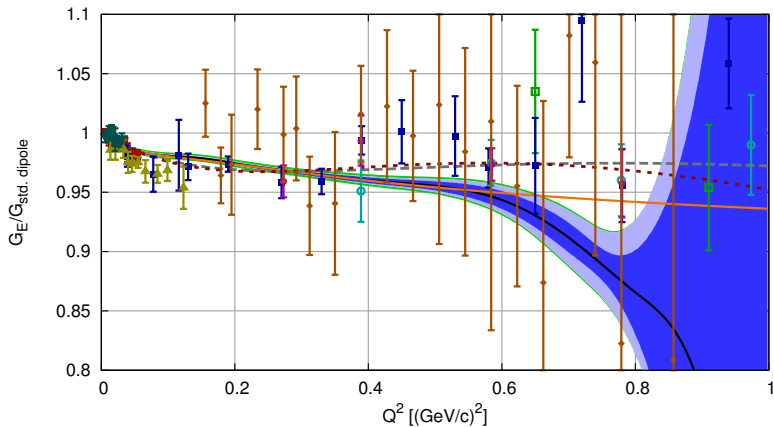


Cross sections: 720 MeV

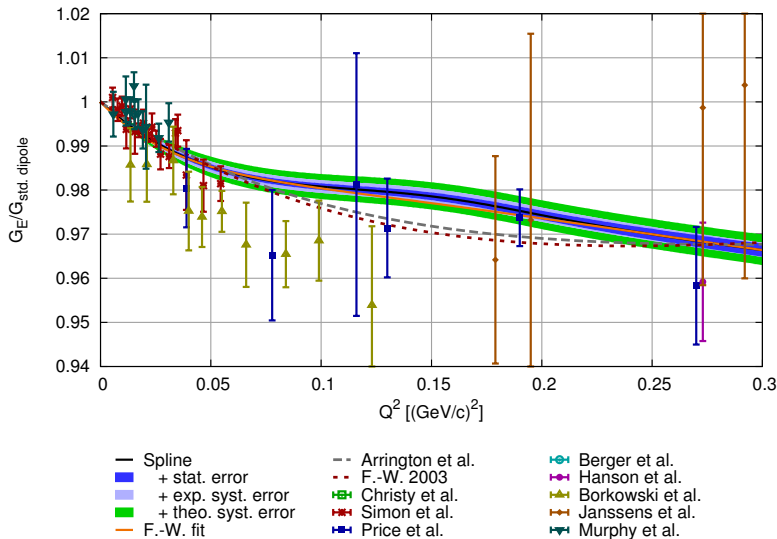


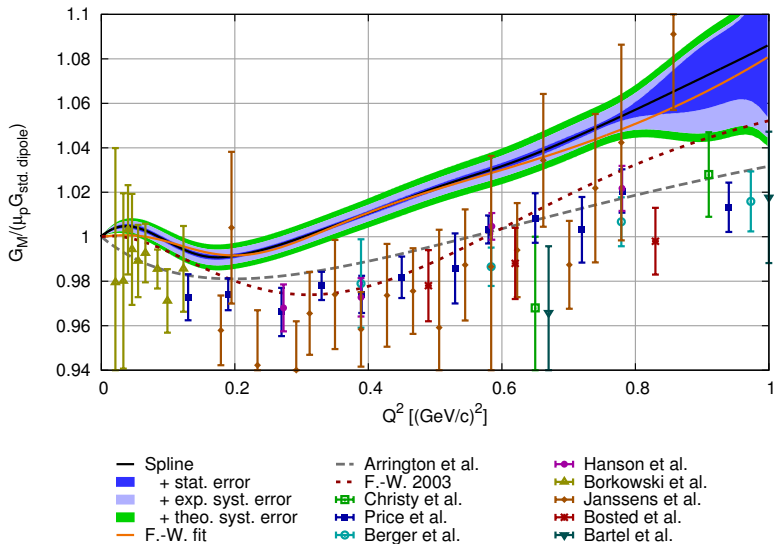
Cross sections: 855 MeV

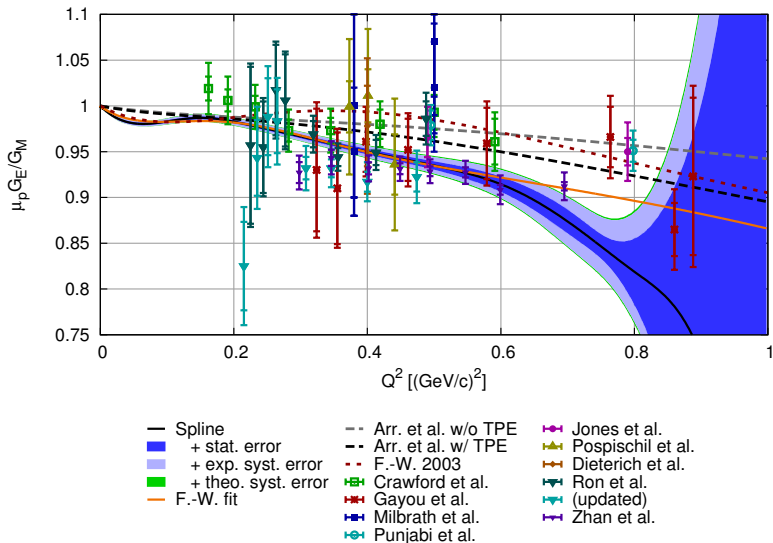




- | | | |
|-----------------------|---------------------|--------------------|
| — Spline | -- Arrington et al. | ⊕ Berger et al. |
| ■ + stat. error | - - F.-W. 2003 | ⊕ Hanson et al. |
| ■ + exp. syst. error | ⊕ Christy et al. | ⊕ Borkowski et al. |
| ■ + theo. syst. error | ⊕ Simon et al. | ⊕ Janssens et al. |
| — F.-W. fit | ⊕ Price et al. | ⊕ Murphy et al. |







Inclusion of world data

- Extend data base with world data
⇒ Cross check, extend Q^2 reach

Inclusion of world data

- Extend data base with world data
⇒ Cross check, extend Q^2 reach
- Take **cross sections** from Rosenbluth exp's
- Sidestep unknown error correlation
 - Update / standardize radiative corrections
 - One normalization parameter per source (Andivahis: 2)

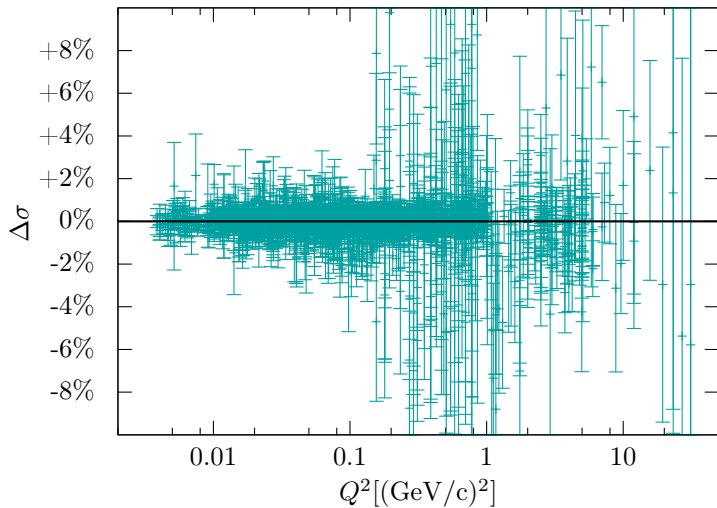
L. Andivahis *et al.*,
Phys. Rev. D50, 5491 (1994).
F. Borkowski *et al.*,
Nucl. Phys. B93, 461 (1975).
F. Borkowski *et al.*,
Nucl. Phys. A222, 269 (1974).
P. E. Bosted *et al.*,
Phys. Rev. C 42, 38 (1990).
M. E. Christy *et al.*,
Phys. Rev. C70, 015206 (2004).
M. Goitein *et al.*,
Phys. Rev. D 1, 2449 (1970).
T. Janssens *et al.*,
Phys. Rev. 142, 922 (1966).
J. Litt *et al.*,
Phys. Lett. B31, 40 (1970).
L. E. Price *et al.*,
Phys. Rev. D4, 45 (1971).
I. A. Qattan *et al.*,
Phys. Rev. Lett. 94, 142301 (2005).
S. Rock *et al.*,
Phys. Rev. D 46, 24 (1992).
A. F. Sill *et al.*,
Phys. Rev. D 48, 29 (1993).
G. G. Simon *et al.*,
Nucl. Phys. A 333, 381 (1980).
S. Stein *et al.*,
Phys. Rev. D 12, 1884 (1975).
R. C. Walker *et al.*,
Phys. Rev. D 49, 5671 (1994).

Inclusion of world data

- Extend data base with world data
⇒ Cross check, extend Q^2 reach
- Take **cross sections** from Rosenbluth exp's
- Sidestep unknown error correlation
 - Update / standardize radiative corrections
 - One normalization parameter per source (Andivahis: 2)
- Two models:
 - Splines with **variable** knot spacing
⇒ Adapt knot density to data density
 - Padé-Expansion
⇒ Low(er) flexibility, for comparison

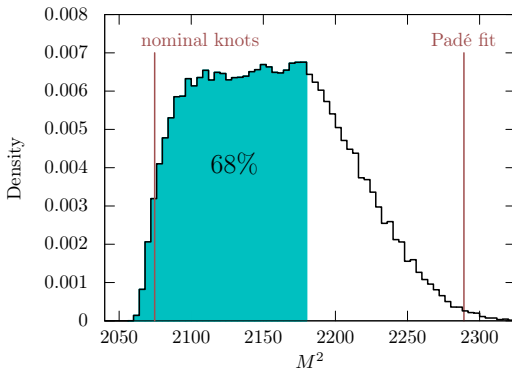
L. Andivahis *et al.*,
Phys. Rev. D50, 5491 (1994).
F. Borkowski *et al.*,
Nucl. Phys. B93, 461 (1975).
F. Borkowski *et al.*,
Nucl. Phys. A222, 269 (1974).
P. E. Bosted *et al.*,
Phys. Rev. C 42, 38 (1990).
M. E. Christy *et al.*,
Phys. Rev. C70, 015206 (2004).
M. Goitein *et al.*,
Phys. Rev. D 1, 2449 (1970).
T. Janssens *et al.*,
Phys. Rev. 142, 922 (1966).
J. Litt *et al.*,
Phys. Lett. B31, 40 (1970).
L. E. Price *et al.*,
Phys. Rev. D4, 45 (1971).
I. A. Qattan *et al.*,
Phys. Rev. Lett. 94, 142301 (2005).
S. Rock *et al.*,
Phys. Rev. D 46, 24 (1992).
A. F. Sill *et al.*,
Phys. Rev. D 48, 29 (1993).
G. G. Simon *et al.*,
Nucl. Phys. A 333, 381 (1980).
S. Stein *et al.*,
Phys. Rev. D 12, 1884 (1975).
R. C. Walker *et al.*,
Phys. Rev. D 49, 5671 (1994).

It works!



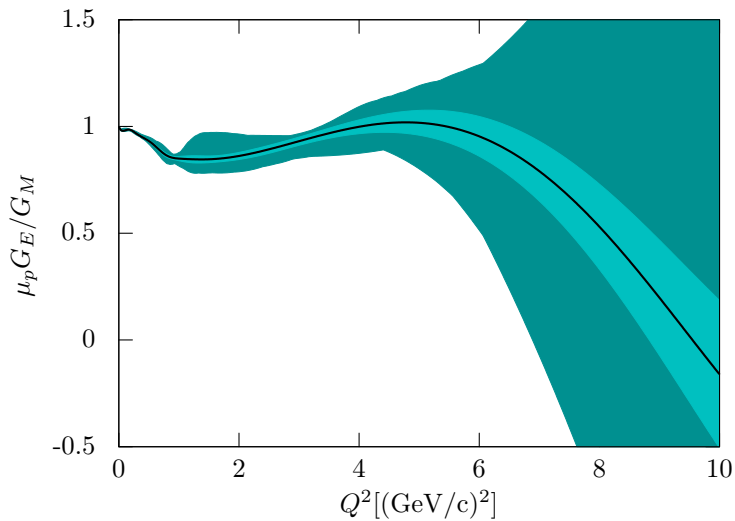
Model dependence

- Vary spline model knots
- Select the 68% best tries.
- Construct envelope of models.

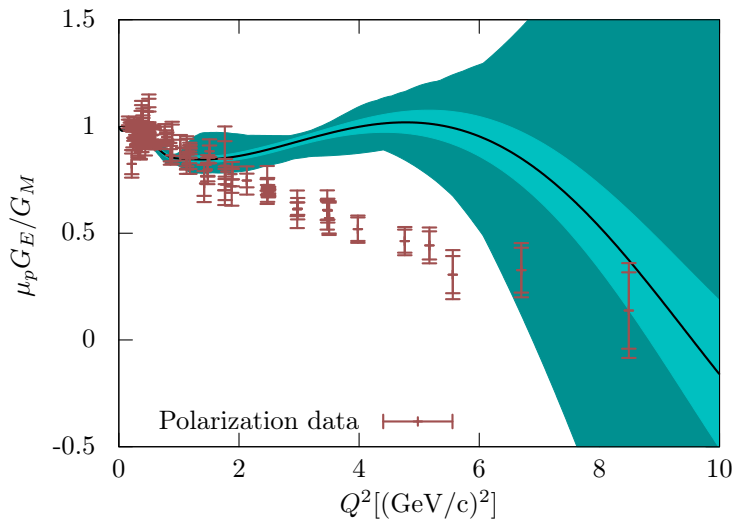


Band will cover at least 68% of all model variations!

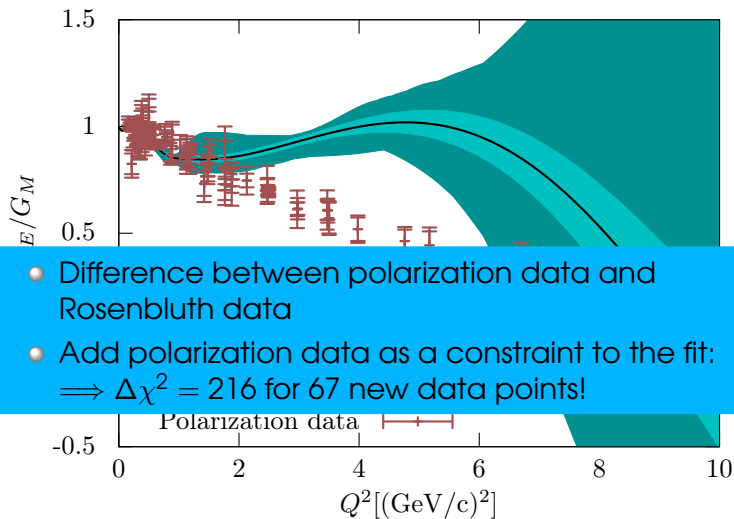
Form factor ratio G_E/G_M



Form factor ratio G_E/G_M



Form factor ratio G_E/G_M



- Difference between polarization data and Rosenbluth data
- Add polarization data as a constraint to the fit:
 $\Rightarrow \Delta\chi^2 = 216$ for 67 new data points!

Two Photon Exchange - A parametrisation

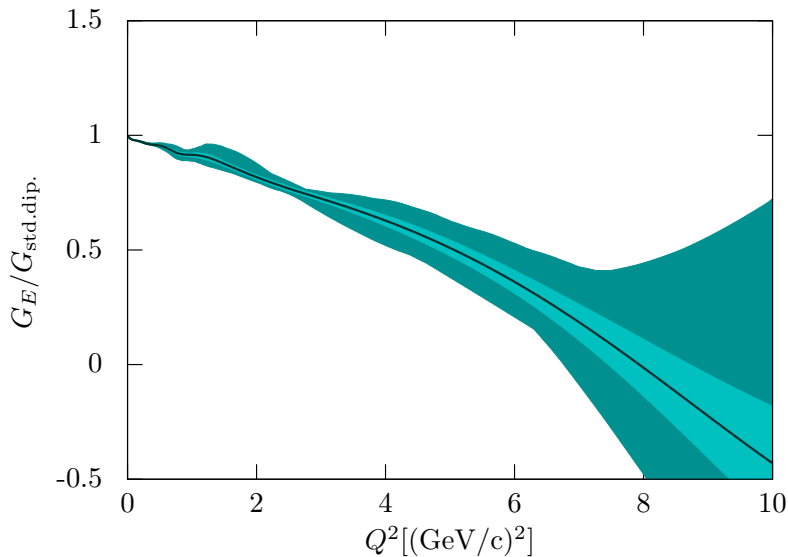
- Available data is sparse
- Mostly Q^2 dependence
- Few data on ε dependence

Two Photon Exchange - A parametrisation

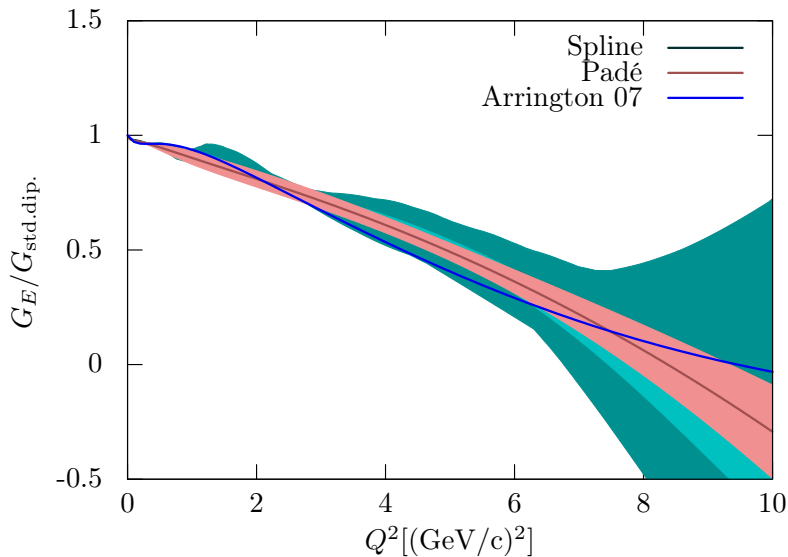
- Available data is sparse
- Mostly Q^2 dependence
- Few data on ε dependence
- Only possible to fit simple model
- In addition to Feshbach Coulomb-correction!

$$\delta = a \cdot (1 - \varepsilon) \cdot \log(1 + b \cdot Q^2)$$

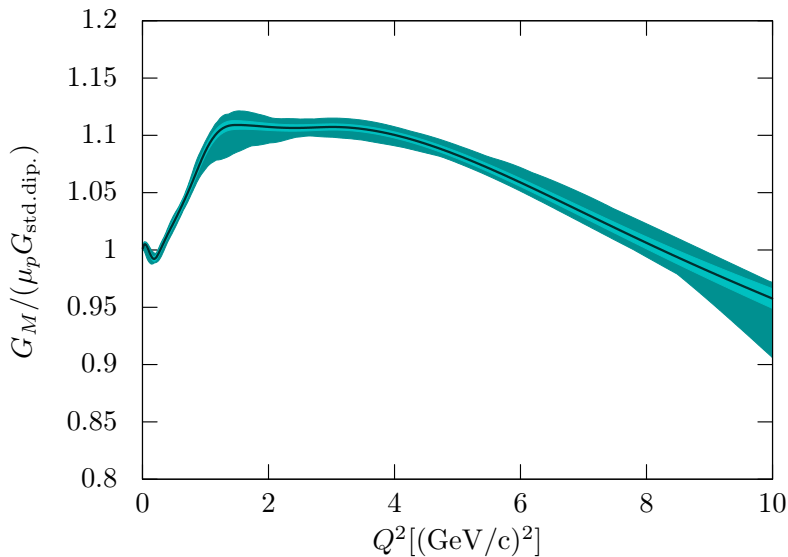
G_E fit incl. polarized data



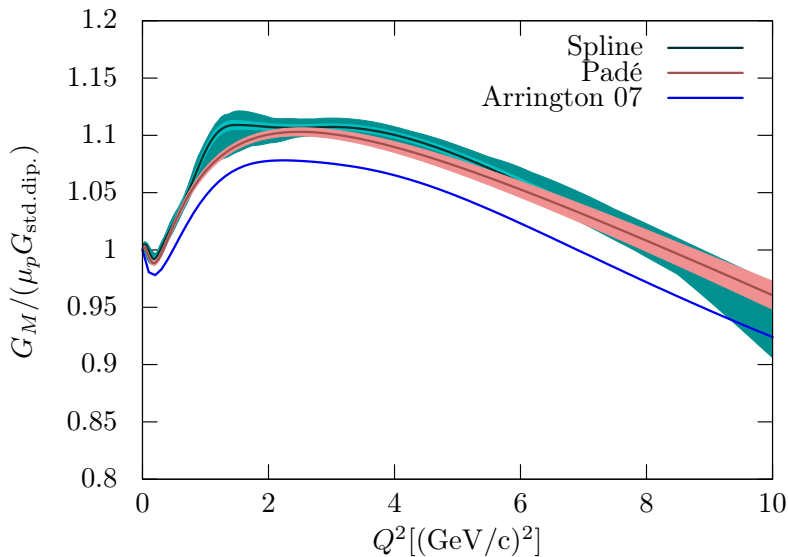
G_E fit incl. polarized data



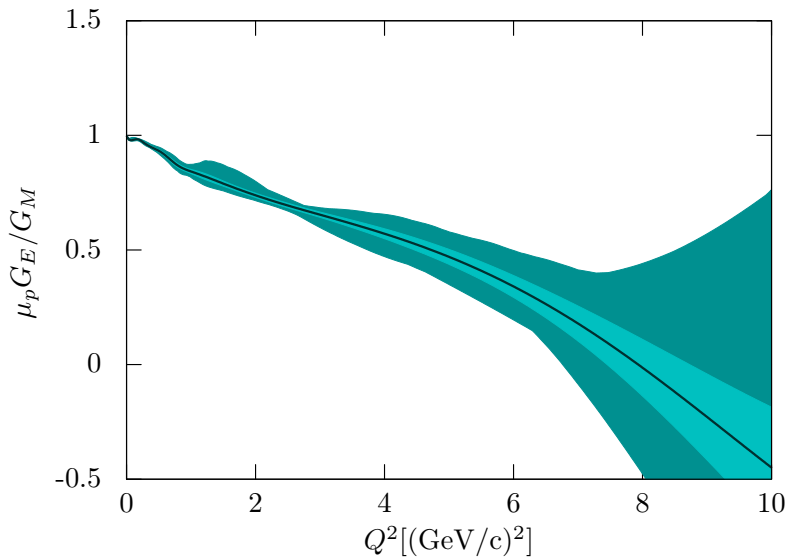
G_M fit incl. polarized data



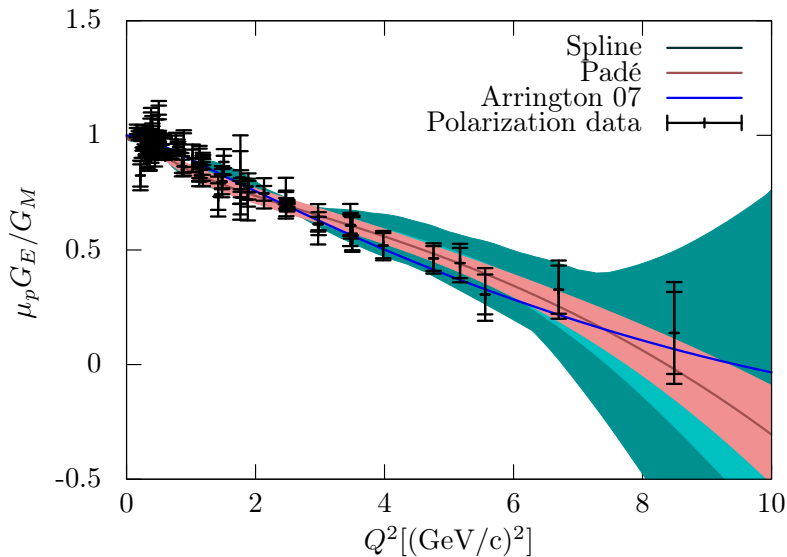
G_M fit incl. polarized data



G_E/G_M fit incl. polarized data



G_E/G_M fit incl. polarized data

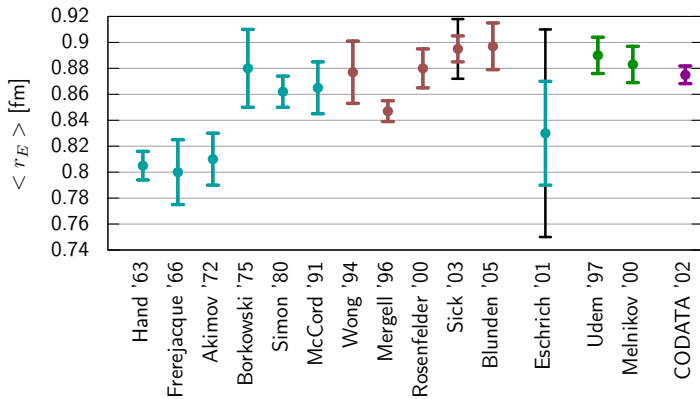


Q^2

Q^2

Q^2

Radius



Electric and magnetic radius

Final result from flexible models

$$\langle r_E^2 \rangle^{\frac{1}{2}} = 0.879 \pm 0.005_{\text{stat.}} \pm 0.004_{\text{syst.}} \pm 0.002_{\text{model}} \pm 0.004_{\text{group}} \text{ fm},$$

$$\langle r_M^2 \rangle^{\frac{1}{2}} = 0.777 \pm 0.013_{\text{stat.}} \pm 0.009_{\text{syst.}} \pm 0.005_{\text{model}} \pm 0.002_{\text{group}} \text{ fm}.$$

Results with world data

	$\langle r_E^2 \rangle^{\frac{1}{2}}$	$\langle r_M^2 \rangle^{\frac{1}{2}}$
+ Rosenbluth data	0.878	0.772
+Rosenbluth and Polarization data	0.878	0.769

Electric and magnetic radius

Final result from flexible models

$$\langle r_E^2 \rangle^{\frac{1}{2}} = 0.879 \pm 0.005_{\text{stat.}} \pm 0.004_{\text{syst.}} \pm 0.002_{\text{model}} \pm 0.004_{\text{group}} \text{ fm,}$$

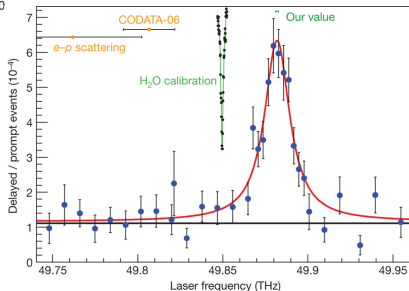
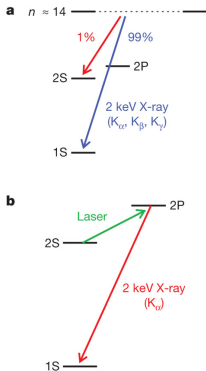
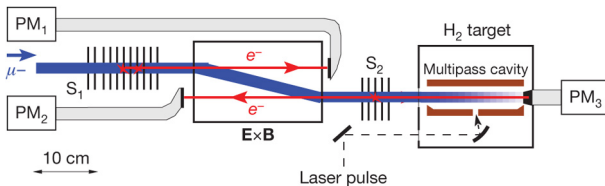
$$\langle r_M^2 \rangle^{\frac{1}{2}} = 0.777 \pm 0.013_{\text{stat.}} \pm 0.009_{\text{syst.}} \pm 0.005_{\text{model}} \pm 0.002_{\text{group}} \text{ fm.}$$

Results with world data

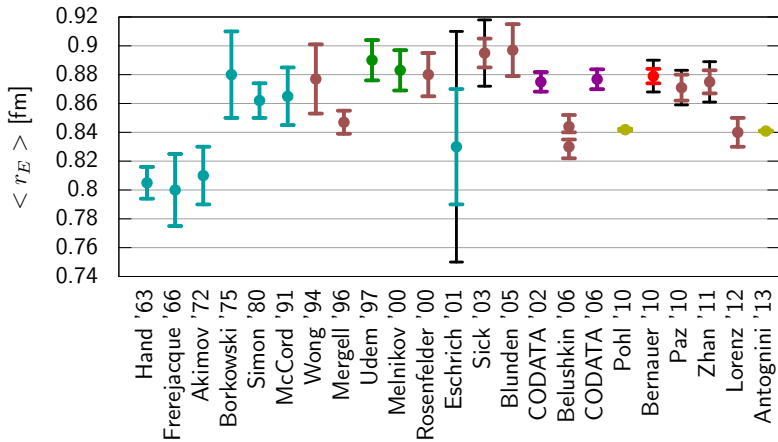
	$\langle r_E^2 \rangle^{\frac{1}{2}}$	$\langle r_M^2 \rangle^{\frac{1}{2}}$
+ Rosenbluth data	0.878	0.772
+Rosenbluth and Polarization data	0.878	0.769

(Eur.Phys.J. D33 (2005) 23-27: Zemach and magnetic radius of the proton from the hyperfine splitting in hydrogen: 0.778(29) fm)

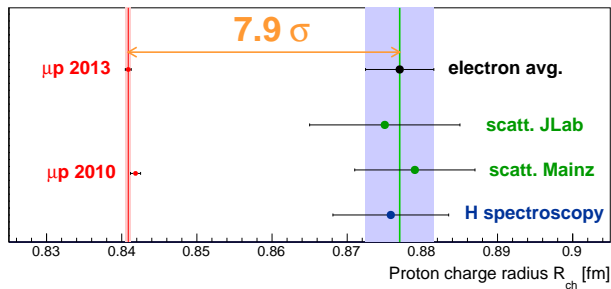
Lamb Shift: muonic Hydrogen



Timeline of proton radius results (current)



Puzzle!



- Many ideas
- Some disproved
- None accepted
- Need more data

New Data!

- Hyperfine measurements:
 - Heavier Nuclei
 - electronic Hydrogen
- Radius from scattering
 - Deuterium (Mainz)
 - Proton: ISR (Mainz), Small angle scattering (JLab)
- Form factors
 - Low Q^2 polarized (JLab)
 - MAMI-C (1.6 GeV)
 - High precision cross section at high Q^2 (JLab)
- Two photon exchange
 - VEPP-3
 - JLab
 - Olympus

Interesting at all scales

- Precision measurements drive precise understanding (through puzzles!)
 - Radius
 - Two photon exchange
- More data will come