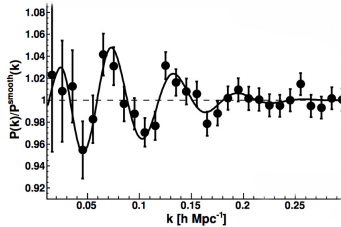


Expanding the BAO science case

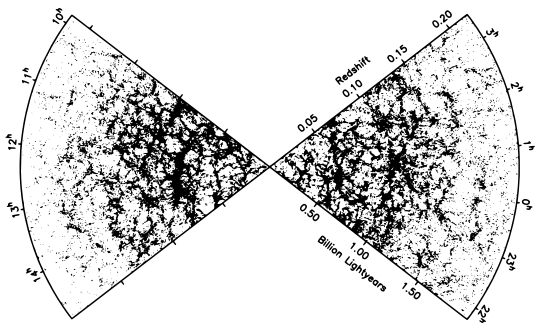
Florian Beutler



Royal Society University Research Fellow

- 1 Galaxy redshift surveys & Baryon Acoustic Oscillations (BAO)
- 2 Testing inflation with primordial features (arXiv:1906.08758)
- 3 Neutrinos in the phase of the BAO (Nature Physics, 15, 465, 2019)

What is a galaxy redshift survey?

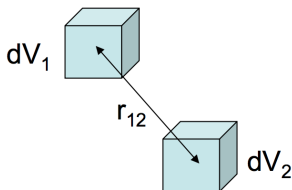


- Measure the position of galaxies (redshift + RA, DEC).
- The CMB tells us a lot about the initial conditions for today's distribution of matter.
- How the initial density fluctuations in the CMB evolved from redshift $z \sim 1100$ to today depends on Ω_m , Ω_Λ , H_0 etc.

From a point distribution to a power spectrum

- Overdensity-field:

$$\delta(\mathbf{x}) = \frac{\rho(\mathbf{x}) - \bar{\rho}}{\bar{\rho}}$$



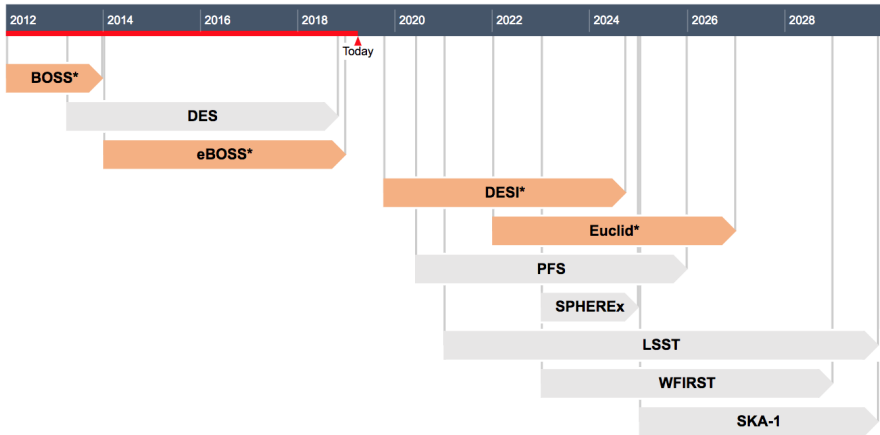
- Two-point function:

$$\xi(\mathbf{r}) = \langle \delta(\mathbf{x} + \mathbf{r})\delta(\mathbf{x}) \rangle \begin{cases} \text{homogeneity} \\ \text{isotropy} \\ \text{anisotropy} \end{cases} \left\{ \begin{array}{l} \xi(r) \\ \xi_\ell(r) = \int_{-1}^1 d\mu \xi(r, \mu) \mathcal{L}_\ell(\mu) \end{array} \right.$$

- ...and in Fourier-space:


$$P_\ell(k) = 4\pi(-i)^\ell \int r^2 dr \xi_\ell(r) j_\ell(kr)$$

Why should you care?





The BOSS galaxy survey

- Third version of the Sloan Digital Sky Survey (SDSS-III)
- Spectroscopic survey optimized for the measurement of Baryon Acoustic Oscillations (BAO)
- The galaxy sample includes 1 100 000 galaxy redshifts in the range $0.2 < z < 0.75$
- The effective volume is $\sim 6 \text{ Gpc}^3$
- 1000 fibres/redshifts per pointing




The DESI galaxy survey

- Mayall 4m telescope at Kitt Peak, Arizona
- 5000 fibres/pointing
- Will observe 3 types of galaxies (LRGs/ELGs/QSOs) + BGS
- 30 - 40 million galaxies in total
- $z < 1.8$ with galaxies and $z < 3.5$ with Ly- α forest



The ESA Euclid mission

- Launch scheduled for summer 2022
→ L2 point
- Space-based weak lensing + gal. clustering survey over 15 000 deg²
- 30 million emission line galaxies over the redshift range 0.7 to 2.0
- Slitless spectroscopy (grism)



What are Baryon Acoustic Oscillations?


- For the first 380 000 years the evolution eq. of baryon and photon perturbations can be written as

$$\ddot{\delta}_{b\gamma} - c_s^2 \nabla^2 \delta_{b\gamma} = \nabla^2 \Phi$$

with the plane wave solution

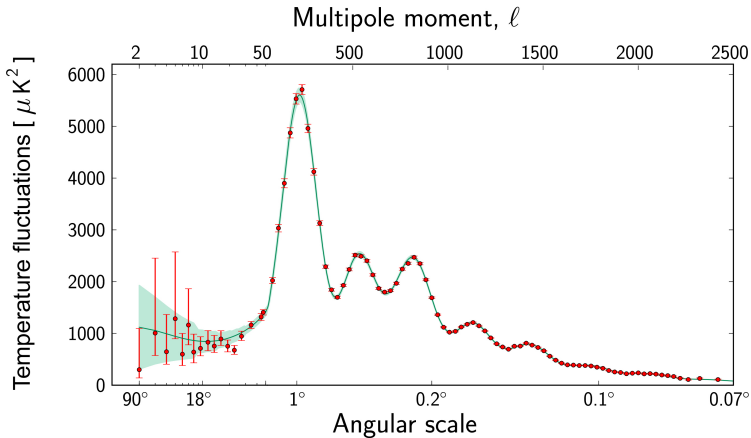
$$\delta_{b\gamma} = A \cos(kr_s + \phi)$$

- Preferred distance scale between galaxies as a relic of sound waves in the early Universe.
- This signal is present at low redshift and detectable in $\xi(r)/P(k)$ **on very large scales.**



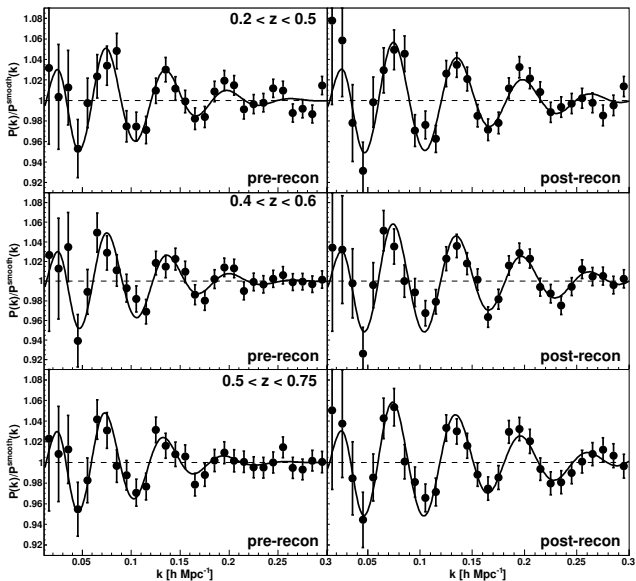
credit: Martin White

What are Baryon Acoustic Oscillations?

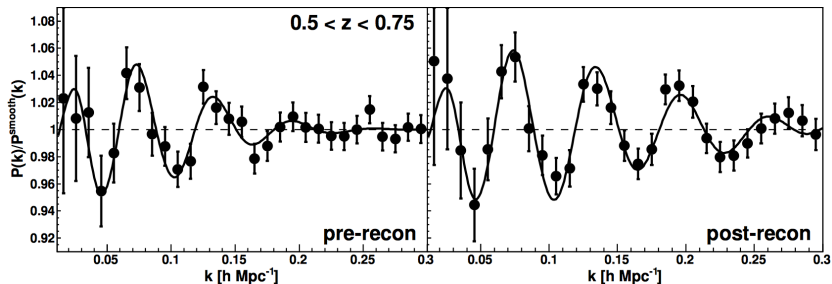


$$r_s(z_d) = 147.34 \pm 0.64 \text{ Mpc} \quad (0.43\%)$$

Baryon Acoustic Oscillations in BOSS



Baryon Acoustic Oscillations in BOSS



$$D_V(z = 0.38) r_s^{\text{fid}}/r_s = 1476 \pm 15 \text{ Mpc} \quad (1.0\%)$$

$$D_V(z = 0.61) r_s^{\text{fid}}/r_s = 2146 \pm 19 \text{ Mpc} \quad (0.9\%)$$

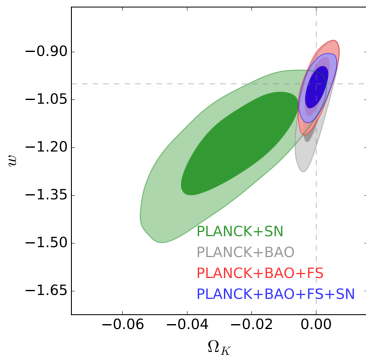
$$D_V(z) = \left[(1+z)^2 D_A^2(z) \frac{cz}{H(z)} \right]^{1/3}$$

Baryon Acoustic Oscillations in BOSS

- The BAO signal is located on very large scales and can be captured (mostly) with a linear model.
- In BOSS we used an agnostic broadband marginalisation using a set of polynomial terms and density field reconstruction to boost the signal.
- Due to BAO we now know the distance to $z = 0.38$ and $z = 0.61$ with $\sim 1\%$ uncertainty... **better than our knowledge of H_0 .**

Baryon Acoustic Oscillations in BOSS

- The BAO signal is located on very large scales and can be captured (mostly) with a linear model.
- In BOSS we used an agnostic broadband marginalisation using a set of polynomial terms and density field reconstruction to boost the signal.
- Due to BAO we now know the distance to $z = 0.38$ and $z = 0.61$ with $\sim 1\%$ uncertainty... **better than our knowledge of H_0 .**



Alam et al. (2017)

Planck+SN:

$$\Omega_k = 0.025 \pm 0.012$$

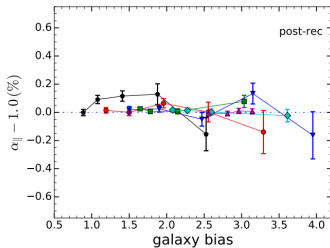
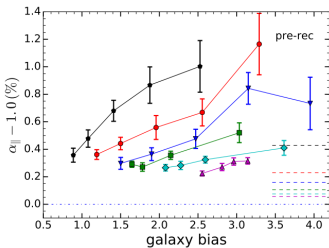
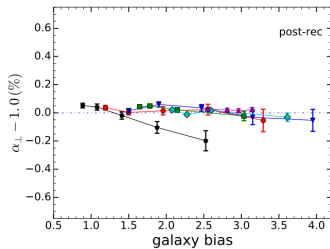
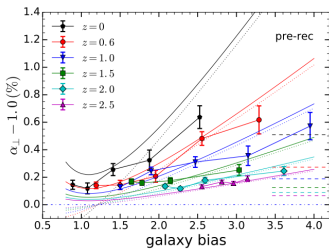
$$w = -1.01 \pm 0.11$$

Planck+SN+BAO:

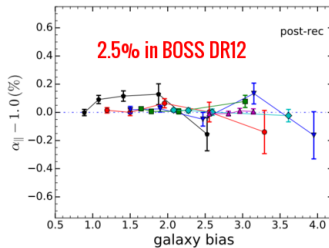
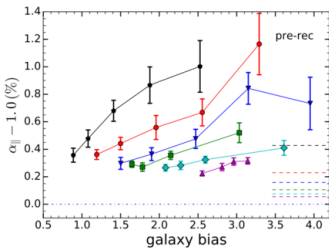
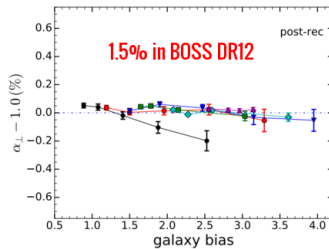
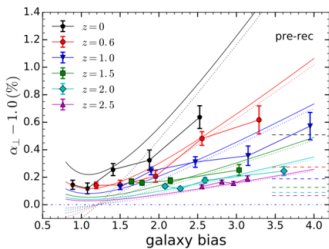
$$\Omega_k = 0.0003 \pm 0.0027$$

$$w = -1.05 \pm 0.08$$

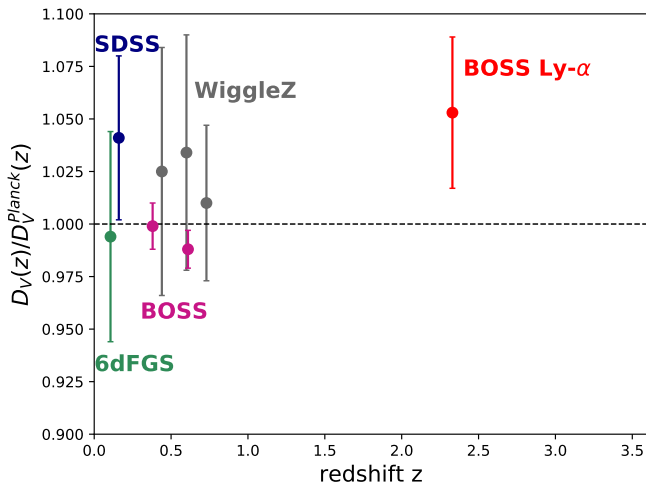
Theoretical systematics of BAO



Theoretical systematics of BAO

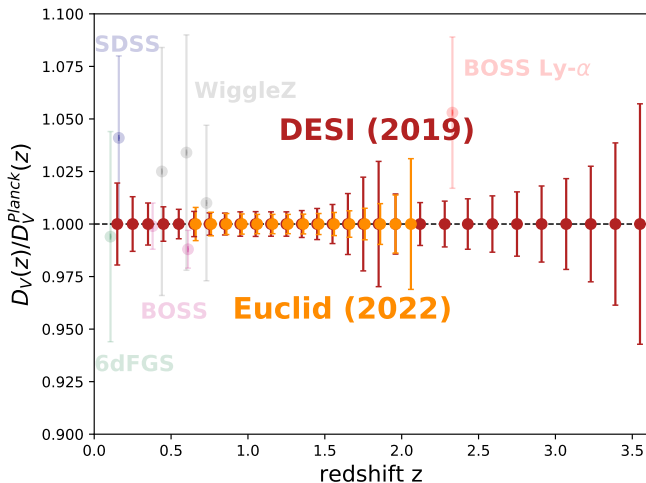


Looking into the (near) future



$$D_V(z) = \left[(1+z)^2 D_A^2(z) \frac{cz}{H(z)} \right]^{1/3}$$

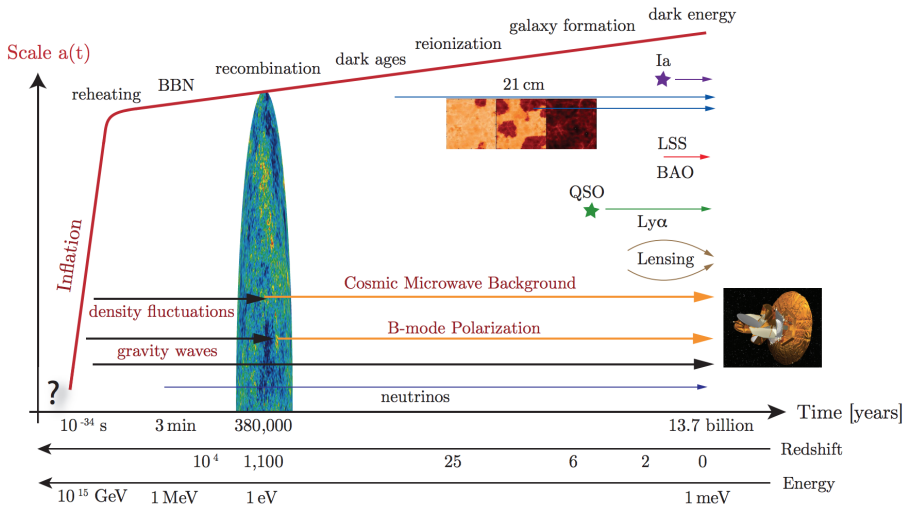
Looking into the (near) future



$$D_V(z) = \left[(1+z)^2 D_A^2(z) \frac{cz}{H(z)} \right]^{1/3}$$

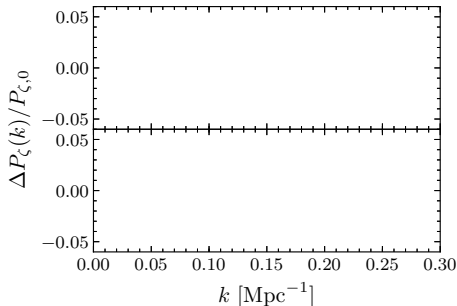
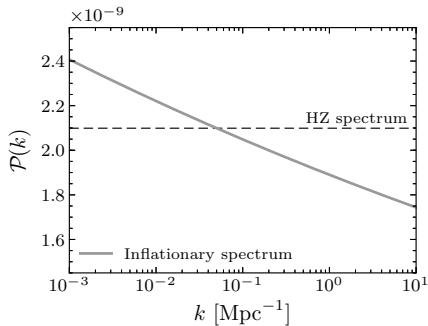
- 1 Galaxy redshift surveys & Baryon Acoustic Oscillations (BAO)
- 2 Testing inflation with primordial features ([arXiv:1906.08758](https://arxiv.org/abs/1906.08758))
- 3 Neutrinos in the phase of the BAO (Nature Physics, 15, 465, 2019)

Inflation in one plot



Testing inflation through primordial features

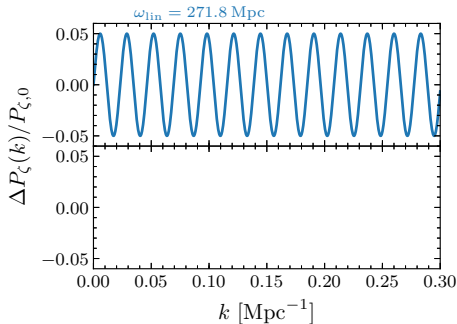
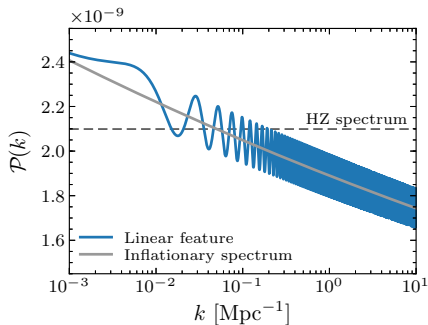
No features



$$P_{\zeta,0}(k) = \frac{2\pi^2}{k^3} \mathcal{P}_{\zeta,0}(k) = \frac{2\pi^2 A_s}{k^3} \left(\frac{k}{k_*} \right)^{n_s-1}$$

Testing inflation through primordial features

Linear features



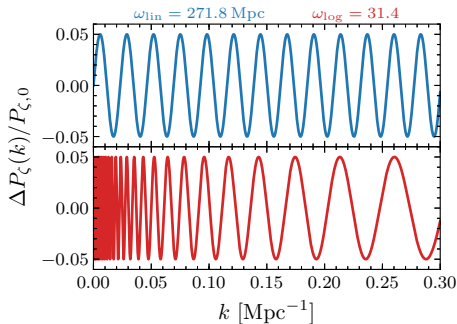
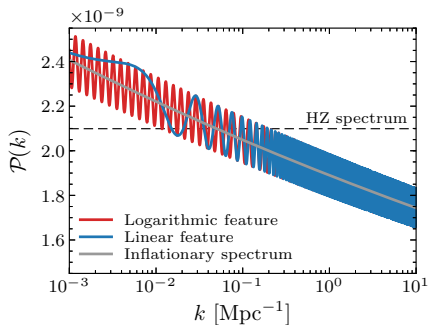
$$\frac{\Delta P_{\zeta}(k)}{P_{\zeta,0}(k)} = A_{\text{lin}} \sin(\omega_{\text{lin}} k + \phi_{\text{lin}})$$

[Sharp Features]
Starobinsky (1992)
Adams, Cresswell & Easther (1997)

...

Testing inflation through primordial features

Logarithmic features



$$\frac{\Delta P_\zeta(k)}{P_{\zeta,0}(k)} = A_{\text{log}} \sin(\omega_{\text{log}} \log(k/k_*) + \phi_{\text{log}})$$

[Resonant features]

Chen, Easter & Lim (2008)

Silverstein & Westphal (2008)

Flauger, McAllister, Pajer & Westphal (2010)

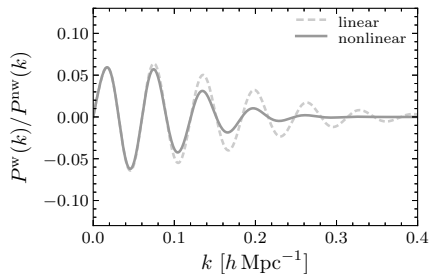
...

Feature damping

Linear Feature

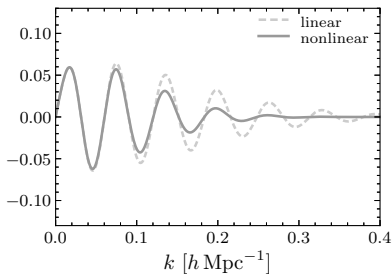
- Damping factor of linear features equal to BAO damping for $\omega_{\text{lin}} \gtrsim 75 \text{ Mpc}$

$$P(k) = P^{\text{nw}}(k) + e^{-k^2 \Sigma_{\text{nl}}^2 / 2} \left[P_{\text{BAO}}^{\text{w}}(k/\alpha) \right]$$



Logarithmic Feature

- Damping factor of log features approx. equal to BAO damping for $\omega_{\text{log}} \gtrsim 10$



Feature damping

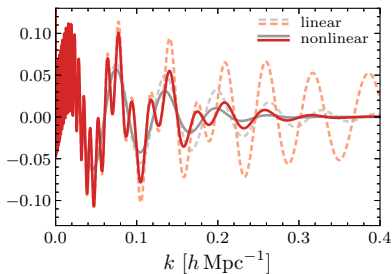
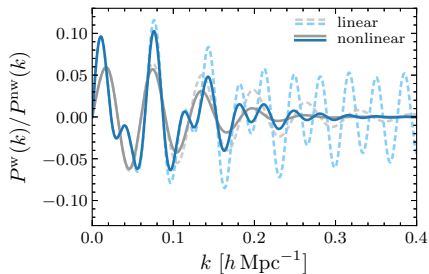
Linear Feature

- Damping factor of linear features equal to BAO damping for $\omega_{\text{lin}} \gtrsim 75 \text{ Mpc}$

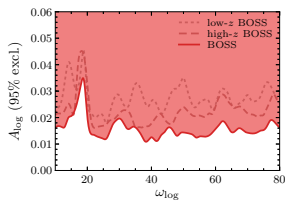
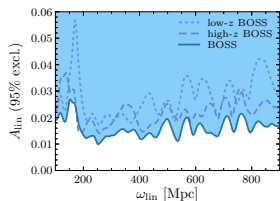
Logarithmic Feature

- Damping factor of log features approx. equal to BAO damping for $\omega_{\text{log}} \gtrsim 10$

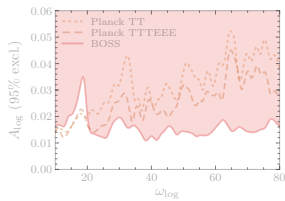
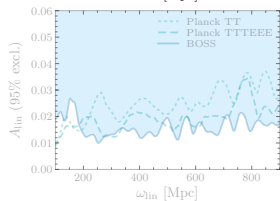
$$P(k) = P^{\text{nw}}(k) + e^{-k^2 \Sigma_{\text{nl}}^2 / 2} \left[P_{\text{BAO}}^{\text{w}}(k/\alpha) + P_{\text{lin,log}}^{\text{w}}(k) + P_{\text{BAO}}^{\text{w}}(k/\alpha) \delta P_{\zeta}^{\text{lin,log}}(k) \right]$$



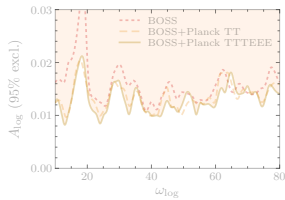
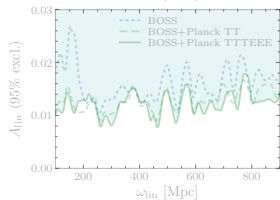
Feature constraints from BOSS DR12 and Planck



BOSS

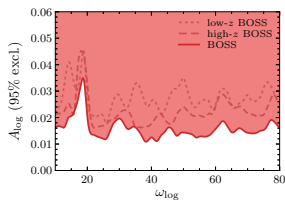
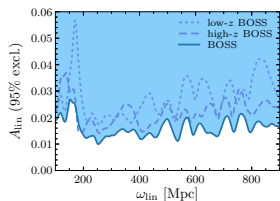


BOSS vs. Planck

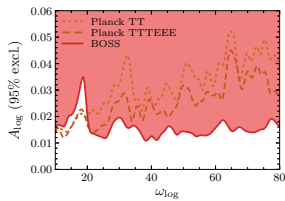
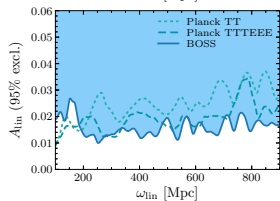


BOSS + Planck

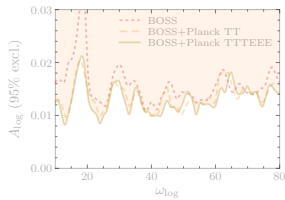
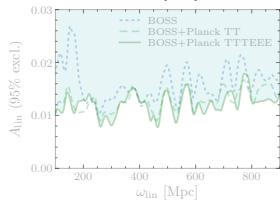
Feature constraints from BOSS DR12 and Planck



BOSS

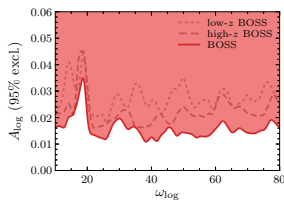
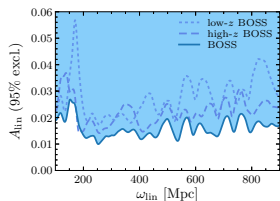


BOSS vs. Planck

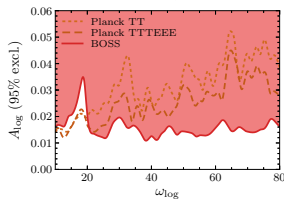
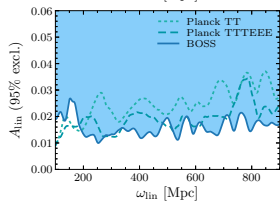


BOSS + Planck

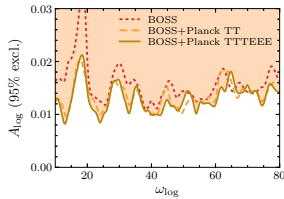
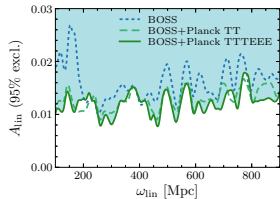
Feature constraints from BOSS DR12 and Planck



BOSS

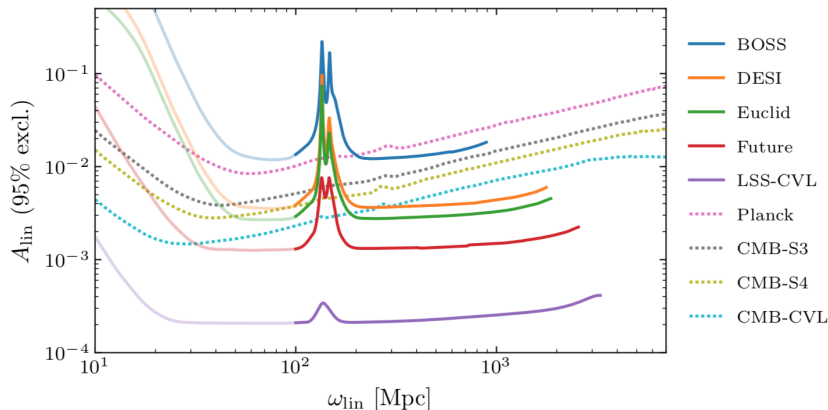


BOSS vs. Planck



BOSS + Planck

Forecasts for primordial feature constraints

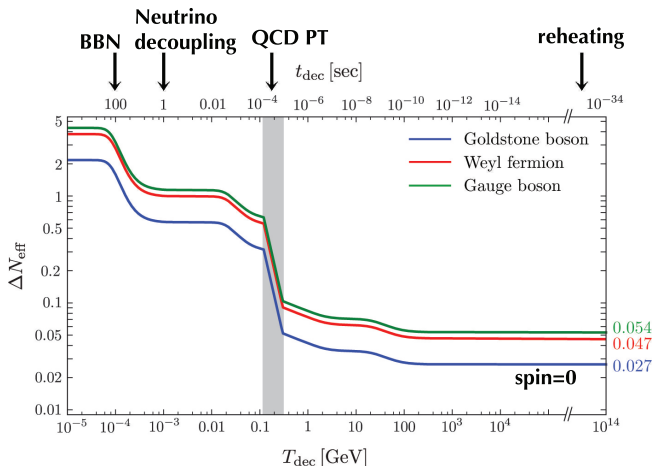


→ LSS dominates on small frequencies, while the CMB can access higher frequencies

→ DESI/Euclid are going to beat even CVL-CMB experiments

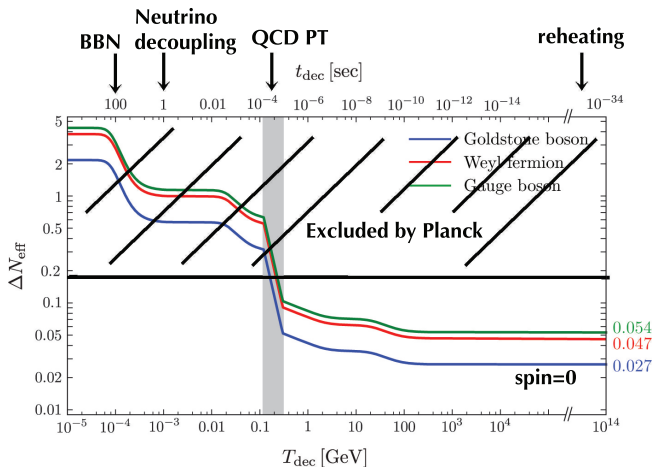
- 1 Galaxy redshift surveys & Baryon Acoustic Oscillations (BAO)
- 2 Testing inflation with primordial features (arXiv:1906.08758)
- 3 Neutrinos in the phase of the BAO (Nature Physics, 15, 465, 2019)

Motivation: Neutrinos in the phase of the BAO



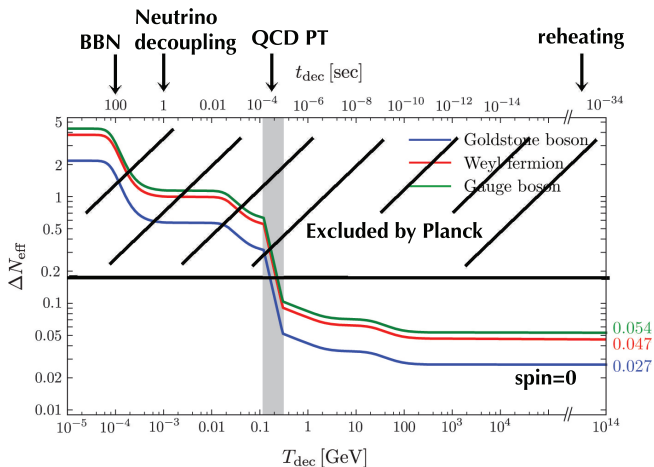
$$\rho_r = \left[1 + \frac{7}{8} \left(\frac{4}{11} \right)^{4/3} N_{\text{eff}} \right] \rho_\gamma$$

Motivation: Neutrinos in the phase of the BAO



$$N_{\text{eff}} = 3.04 \pm 0.18 \quad (\text{Planck})$$

Motivation: Neutrinos in the phase of the BAO

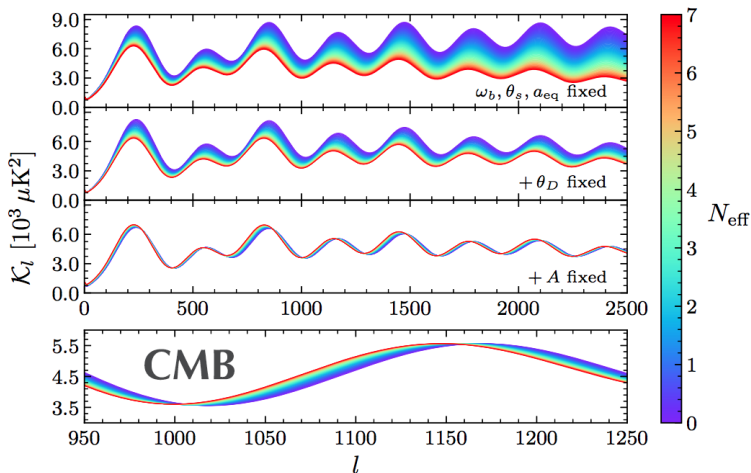


$$\sigma(N_{\text{eff}}) = 0.030 \quad (\text{CMB-S4})$$

$$\sigma(N_{\text{eff}}) = 0.027 \quad (\text{CMB-S4 + Euclid})$$

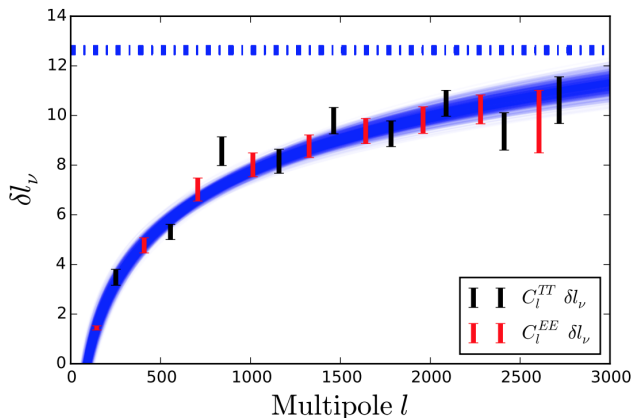
Neutrinos in the CMB Spectrum

Current constraints are dominated by the damping of the power spectrum (degenerate with helium fraction).



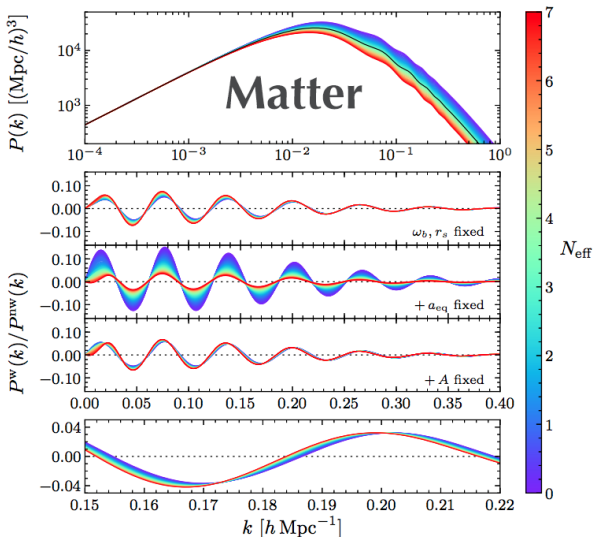
Phase shift detection in the CMB

The Phase shift has recently been detected in the temperature and polarisation CMB spectrum.



$$N_{\text{eff}} = 2.8^{+1.1}_{-0.4}$$

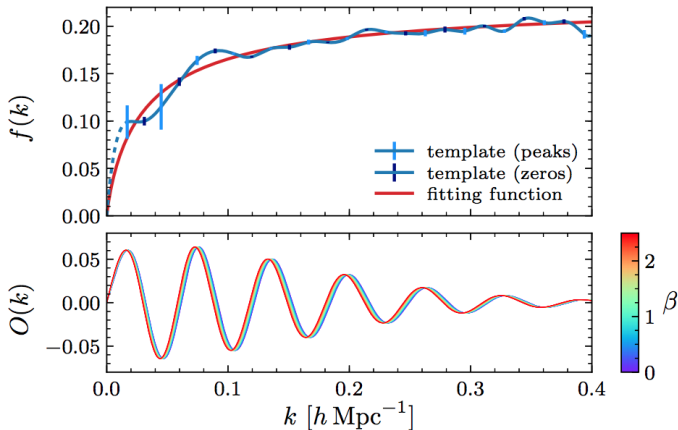
Neutrinos in the BAO Spectrum



Baumann et al. (2017)

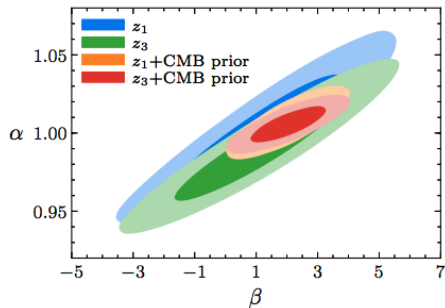
Neutrinos in the BAO Spectrum

$$O(k) = O_{\text{lin}}(k/\alpha + (\beta - 1)f(k)/r_s^{\text{fid}})e^{-k^2\sigma_{\text{nl}}^2/2}$$

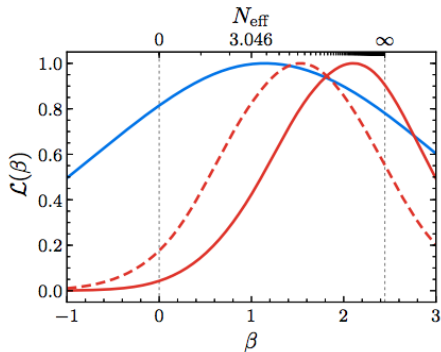


Neutrinos in the BAO Spectrum

$$O(k) = O_{\text{lin}}(k/\alpha + (\beta - 1)f(k)/r_s^{\text{fid}})e^{-k^2\sigma_{\text{nl}}^2/2}$$



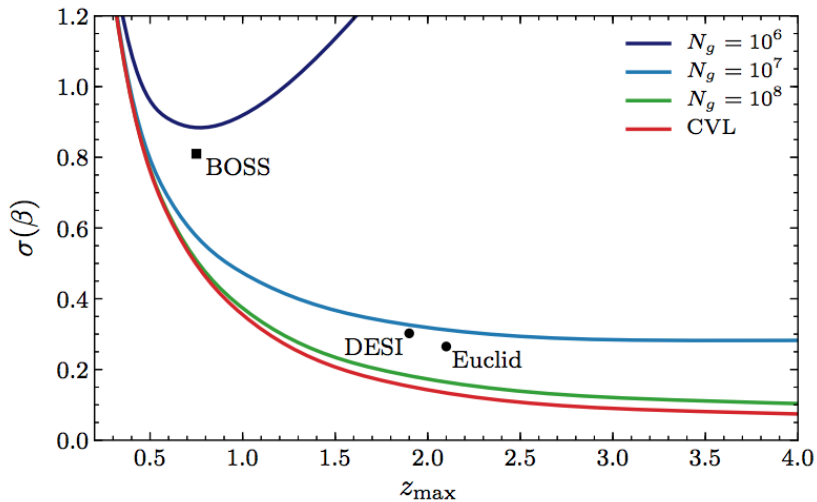
$$\beta(N_{\text{eff}}) = \frac{\epsilon}{\epsilon_{\text{fid}}} \quad \text{with}$$



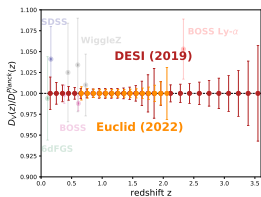
$$\epsilon = \frac{N_{\text{eff}}}{8(11/4)^{4/3}/7 + N_{\text{eff}}}$$

→ Proof of principle!

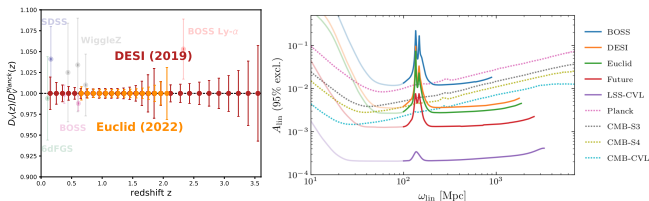
Neutrinos in the BAO Spectrum



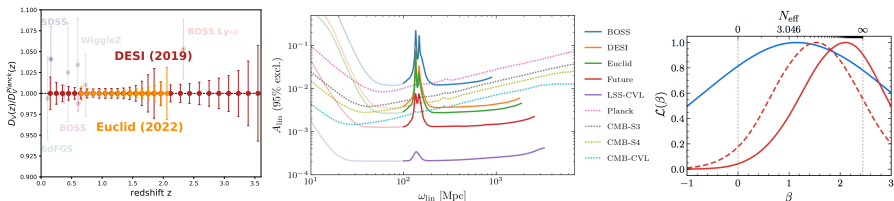
Summary



- 1 The next generation of galaxy redshift surveys is just around the corner
→ with **BAO** as a key science case

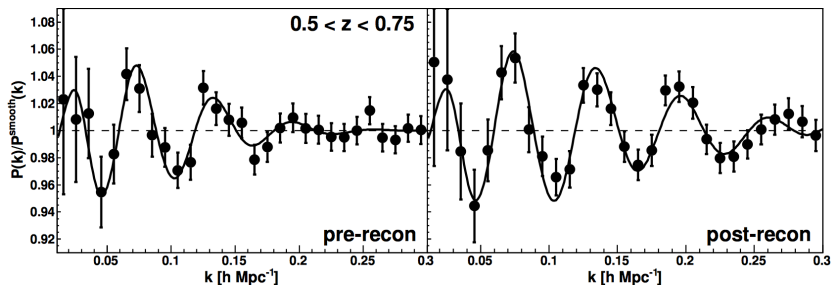


- 1 The next generation of galaxy redshift surveys is just around the corner
→ with **BAO as a key science case**
- 2 The BAO analysis pipeline is **perfectly suited to extract primordial features** to test inflation
- 3 Constraints on primordial features from LSS are **already better than Planck** for a large frequency range



- 1 The next generation of galaxy redshift surveys is just around the corner
→ with **BAO as a key science case**
- 2 The BAO analysis pipeline is **perfectly suited to extract primordial features** to test inflation
- 3 Constraints on primordial features from LSS are **already better than Planck** for a large frequency range
- 4 The **phase of the BAO** carries information on N_{eff} just as in the CMB
→ **first (low significance) detection in BOSS**

Baryon Acoustic Oscillations in BOSS



$$D_A(z) = \int_0^z \frac{cdz'}{H(z')}$$

$$H(z) = H_0 \sqrt{\Omega_m(1+z)^3 + \Omega_\Lambda + \Omega_k(1+z)^2}$$

$$D_V(z) = \left[(1+z)^2 D_A^2(z) \frac{cz}{H(z)} \right]^{1/3}$$

- Start with linear $P(k)$ and separate the broadband shape, $P^{\text{sm}}(k)$, and the BAO feature $O^{\text{lin}}(k)$. Include a damping of the BAO feature:

$$P^{\text{sm,lin}}(k) = P^{\text{sm}}(k) \left[1 + (O^{\text{lin}}(k/\alpha) - 1)e^{-k^2 \Sigma_{\text{nl}}^2 / 2} \right]$$

- Add broadband nuisance terms

$$A(k) = a_1 k + a_2 + \frac{a_3}{k} + \frac{a_4}{k^2} + \frac{a_5}{k^3}$$
$$P^{\text{fit}}(k) = B^2 P^{\text{sm,lin}}(k/\alpha) + A(k)$$

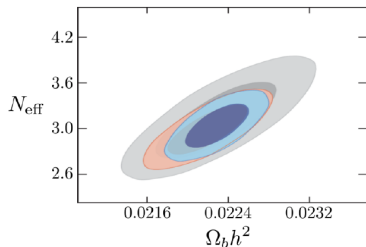
- Marginalize to get $\mathcal{L}(\alpha)$.

Current constraints on N_{eff}

Relic neutrinos make up 41% of the radiation density

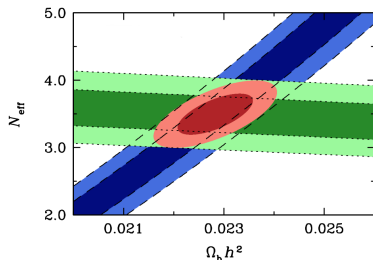
$$\rho_r = \left[1 + \frac{7}{8} \left(\frac{4}{11} \right)^{4/3} N_{\text{eff}} \right] \rho_\gamma$$

CMB



$$N_{\text{eff}}^{\text{CMB}} = 3.04 \pm 0.18$$

BBN



$$N_{\text{eff}}^{\text{BBN}} = 3.28 \pm 0.28$$

Impact of the window function for features search

