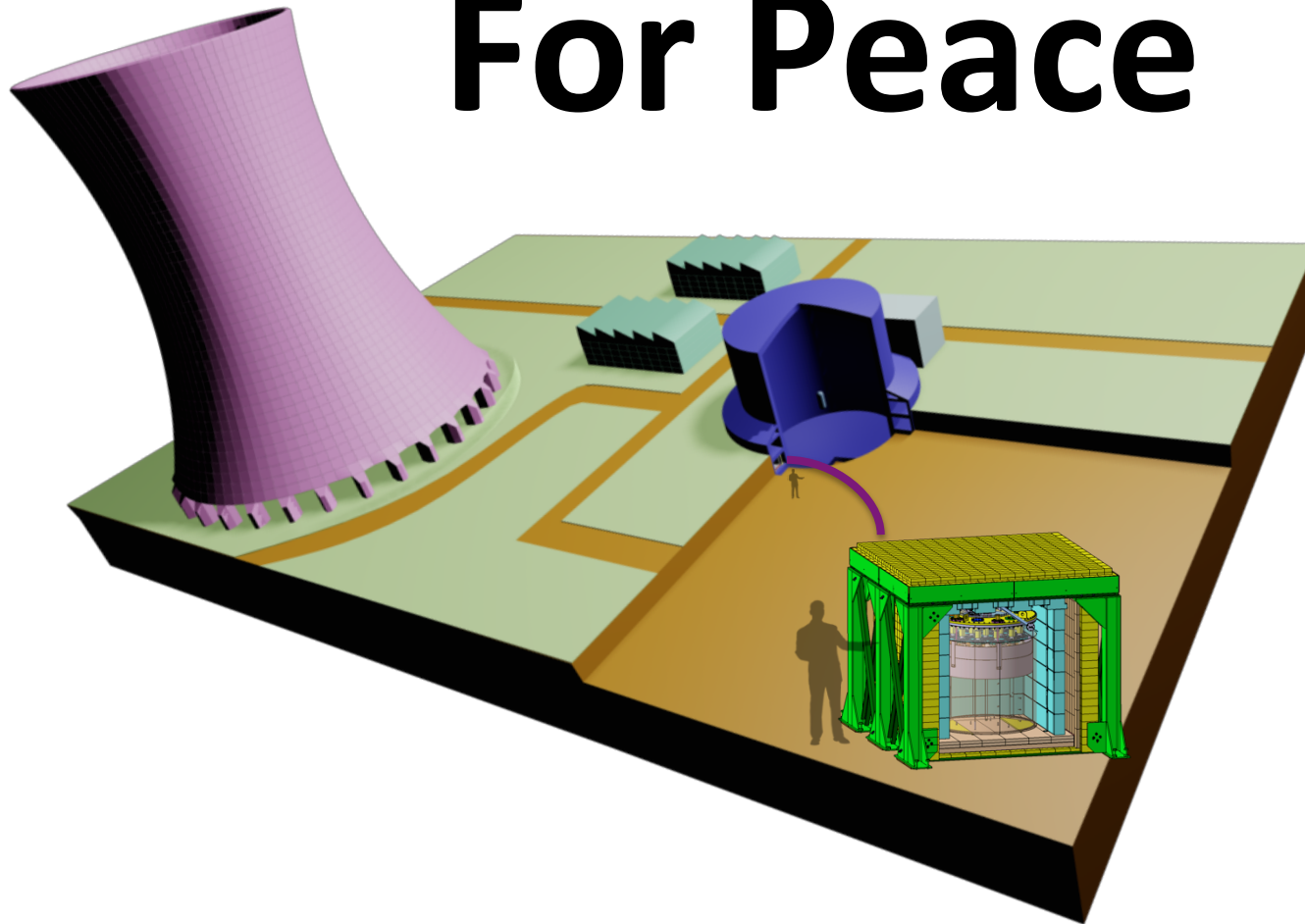




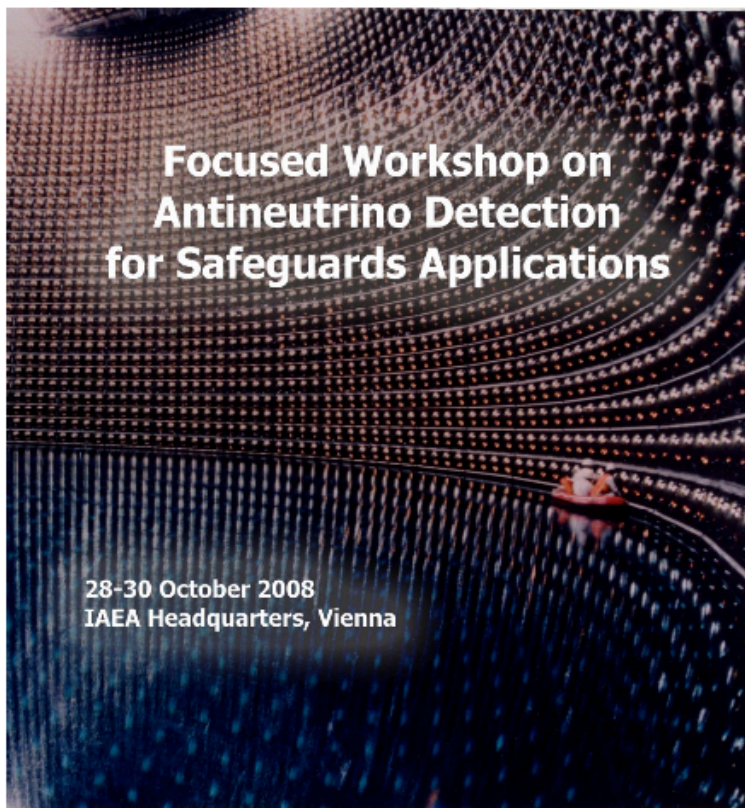
# Neutrino For Peace





Nucifer

# STR-361: Focused Workshop on Antineutrino Detection for Safeguards Applications, IAEA, Vienna, Austria, February 2009



## Recommendation 1

Because antineutrino detectors uniquely offer the prospect of monitoring bulk process reactor systems that can't be handled by current item accountancy SG regimes, we recommend that the IAEA to consider this approach in the current R&D program for safeguarding bulk-process reactors.

## Recommendation 2

The IAEA should also consider antineutrino monitoring in Safeguards by Design approaches for power and fissile inventory monitoring of new and next generation reactors.

## Recommendation 3

Working through the member state support programs, there should be further interaction between IAEA and the research community, including regular participation of IAEA safeguards departmental staff into international meetings such as the AAP.

## Recommendation 4

The Expert group invites the IAEA safeguards departmental staff to visit our currently deployed and planned neutrino detection installations for SG. Such visits will provide insight to the IAEA on the practical aspects of deployment, and will give the community much needed feedback on safeguards relevance and future directions.

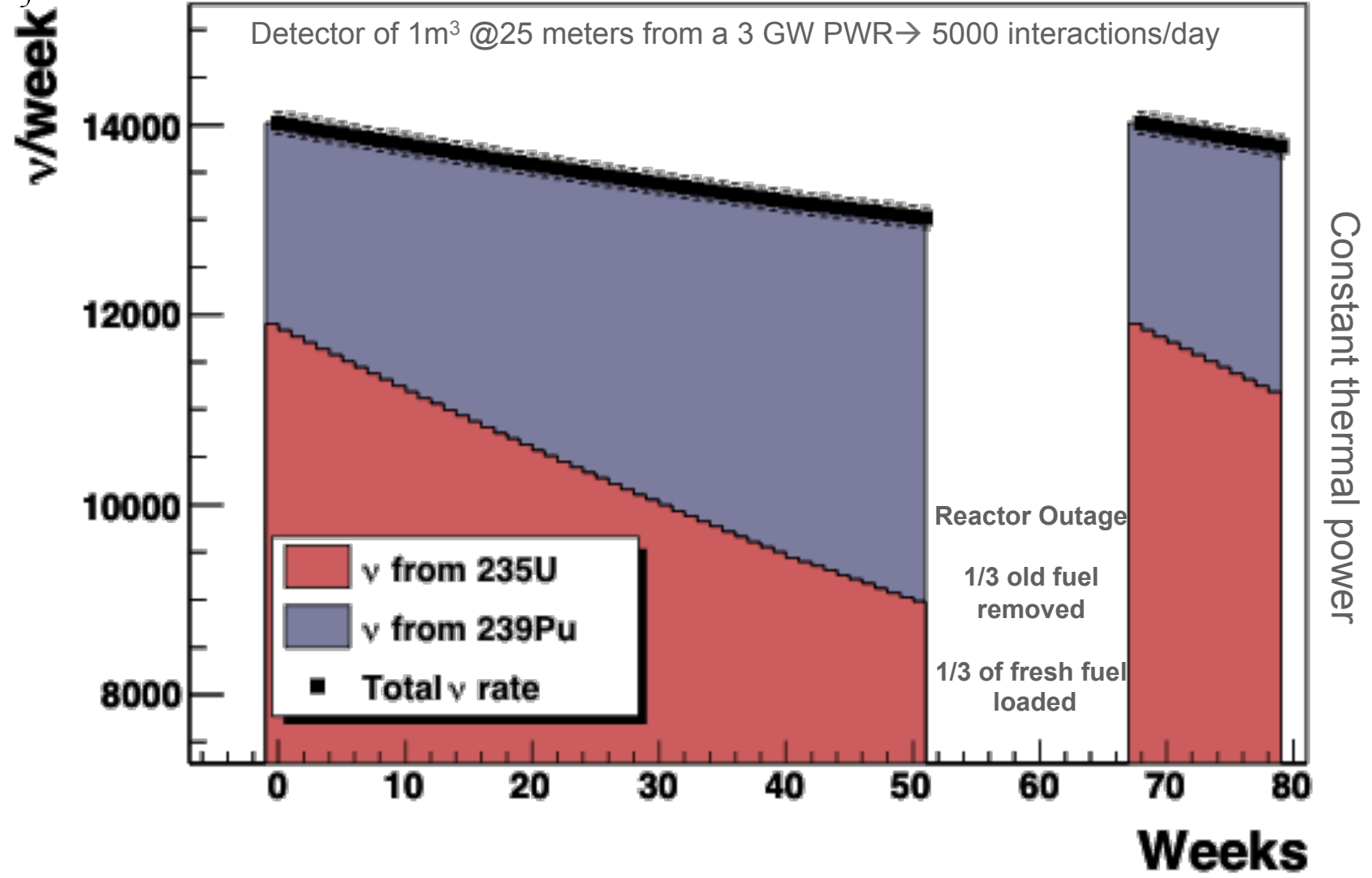
## Recommendation 5

We recommend that IAEA work with experts to consider future reactor designs using simulation codes for reactor evolution and detector response that already exist.



# Neutrinos & nuclear non-proliferation

Nucifer





*Nucifer*

# Nucifer & IAEA specifications

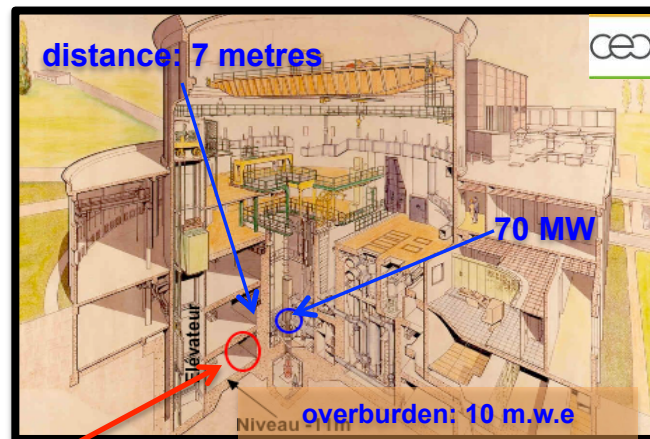
- **IAEA Detector Design Guidelines:**
  - “Small” → 3 m x 3 m x 2,5 m maximum
  - Do not induce additional safety risk to the power plant
  - Remote & Easy Operation by Inspectors not trained as neutrino physicists
  - Reliable for remote operations
  - Not portable but ‘Movable’ to a certain extent
- **Main Challenges of Nucifer for integration into safeguard regime:**
  - Effort to simplify the state-of-the-art design and run close to surface while keeping detector performances  
Attempt: 50% detection efficiency (5 times improvement w/r SANDS)
  - Proceed to the ‘industrialization’ of neutrino science  
Using the state-of-the art known technology (Double Chooz synergy)



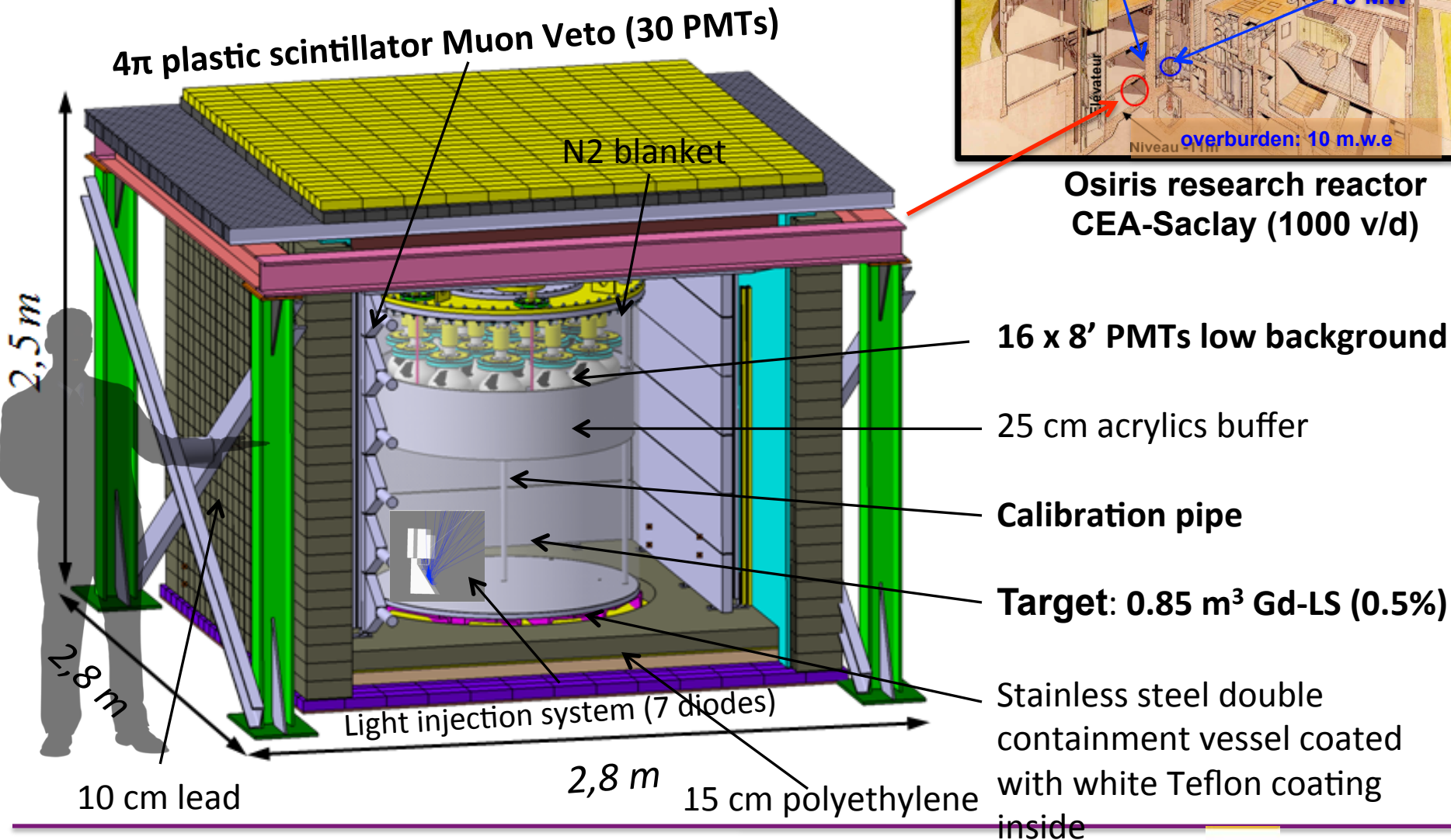
Nucifer

# Nucifer Overview

Thermal Power Measurement  
Fuel Composition Measurement U/Pu



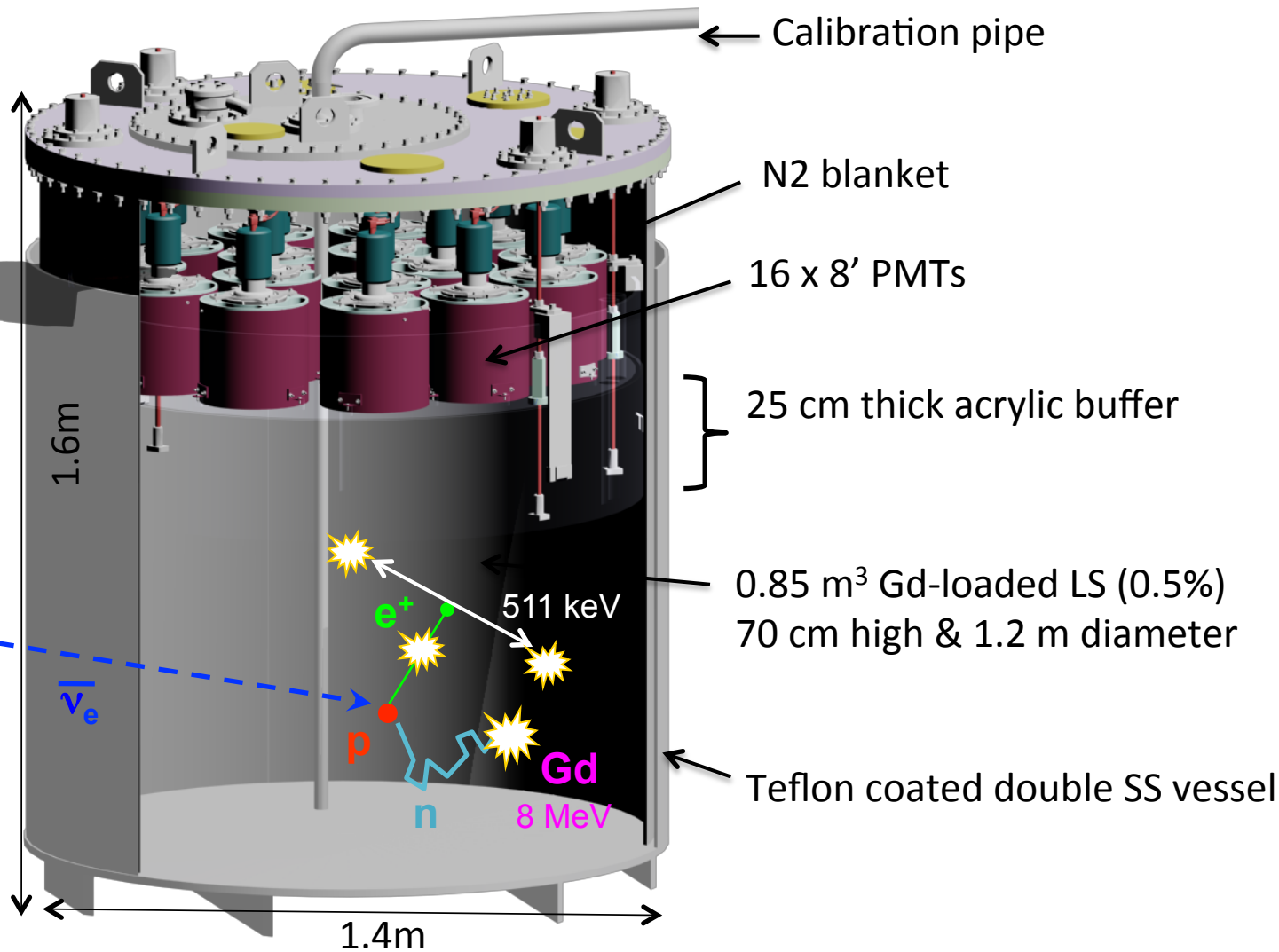
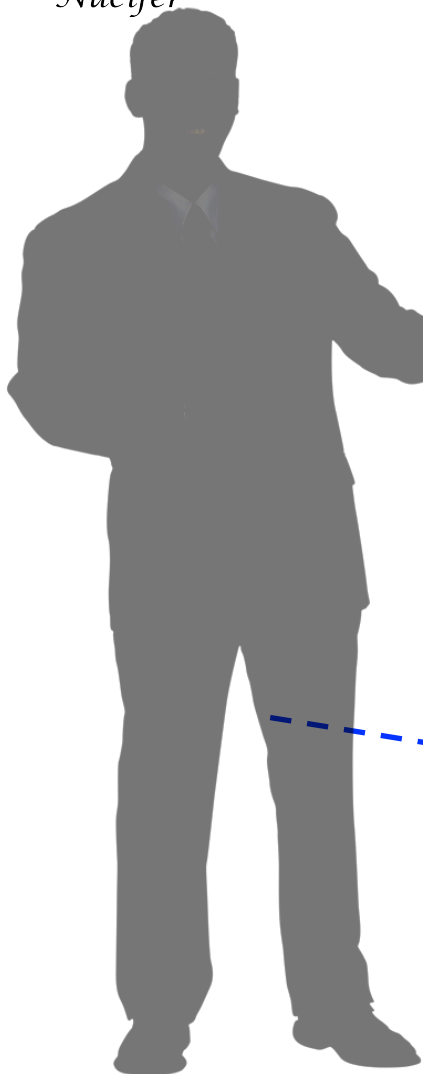
Osiris research reactor  
CEA-Saclay (1000 v/d)





Nucifer

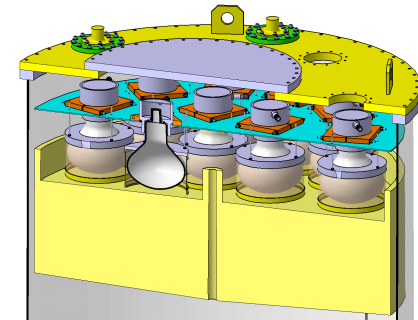
# Nucifer Detector Module





Nucifer

# Photodetection system



Integration in an ISO 7 clean room

Central pipe hole for calibration

8" PMTs & magnetic shield (mu-metal)

80l mineral oil pool (optical coupling & shielding)



250 mm thick acrylics vessel (radiopure, clean, highly transparent, non fluorescent)



Nucifer

# Test assembly in Saclay (2010)

Rehabilitated underground lab from dismantled accelerator.  
Prototype vessel and non Gd-loaded LAB based scintillator for test.







Nucifer

# Target vessels

**Concept: photodetection system hanged on the detector top lid**

## → Prototype vessel

-Double Chooz mockup re-used

-1 cm thick steep



-No radiopurity constraints

-Reflective Paint inside

## → Final Vessel

-New **stainless steel** vessel

-**Double containment** vessel with active leak detection

-**Radiopurity screening (welds)**

-Material compatibility: **Teflon coating**



lid & photo-detection system fit both vessels.

Detector is tight and kept under nitrogen atmosphere (10 mbar overpressure)



Nucifer

# Target Scintillator

## Specifications:

- Gd content =  $0.5 \pm 0.05$  % (mass)
- Material compatibility → Always kept under nitrogen atmosphere
- Light output > 40% of Anthracene (Pulse shape discrimination capability)
- Max. emission:  $400 < \lambda < 500$  nm
- Attenuation length > 4 m
- Refractive Index =  $1.49 \pm 0.2$
- Stability in time > 1 year

→ Our choice:

**Eljen EJ335**

**0.5% Gd**

**1000l delivered  
in Salcay**

### PROPERTIES

Gadolinium content:  
Specific Gravity:  
Light Output (% of Anthracene)  
Wavelength of Maximum Emission

Bulk Light Attenuation Length:  
Refractive Index  
Flash Point

### ATOMIC COMPOSITION

No. of H Atoms per  $\text{cm}^3$   
No. of C Atoms per  $\text{cm}^3$   
H:C. Ratio  
No. of Electrons per  $\text{cm}^3$

### EJ-331

0.5% w/w  
0.90  
68%  
424 nm

>4 meters  
1.50  
44°C (111°F)

$5.27 \times 10^{22}$   
 $4.00 \times 10^{22}$   
1.32  
 $29.8 \times 10^{22}$

### EJ-335

0.25% w/w  
0.89  
55%  
424 nm

>4.5 meters  
1.49  
64°C (147°F)

$6.16 \times 10^{22}$   
 $3.93 \times 10^{22}$   
1.57  
 $30.6 \times 10^{22}$

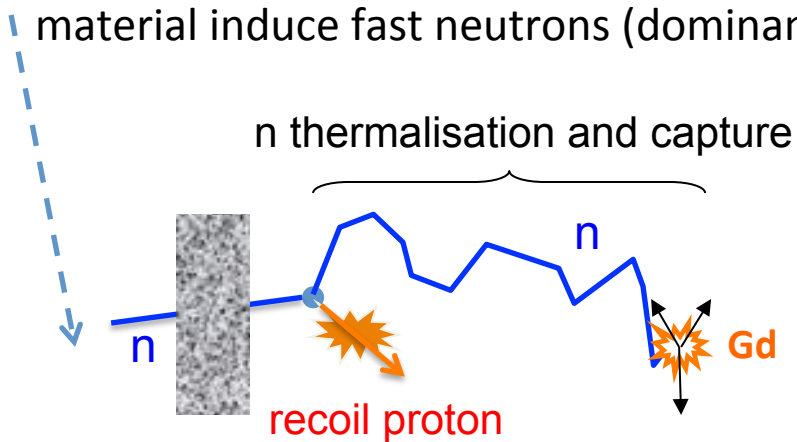





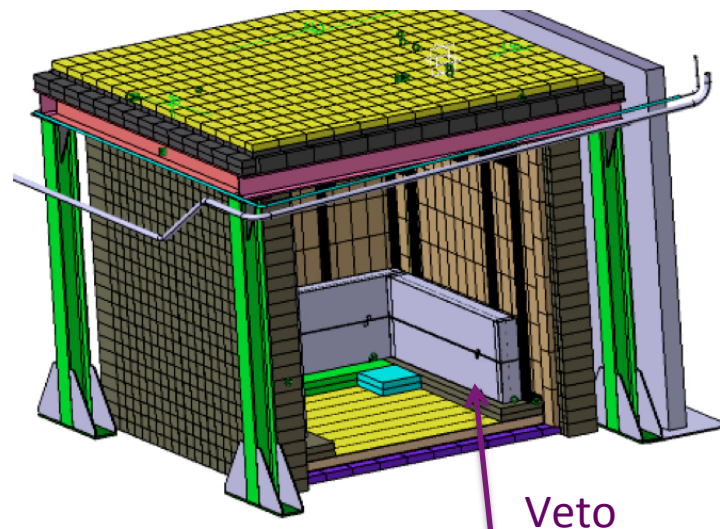
Nucifer

# Muon Veto

- Interaction of cosmic rays with surrounding material induce fast neutrons (dominant bkg)



- 30 boxes made of a 4 cm thick plastic scintillator + reflective coating + PMT

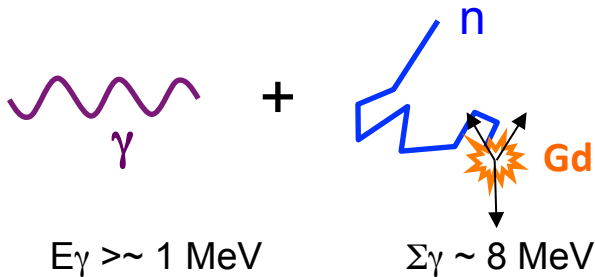


Aluminium structure



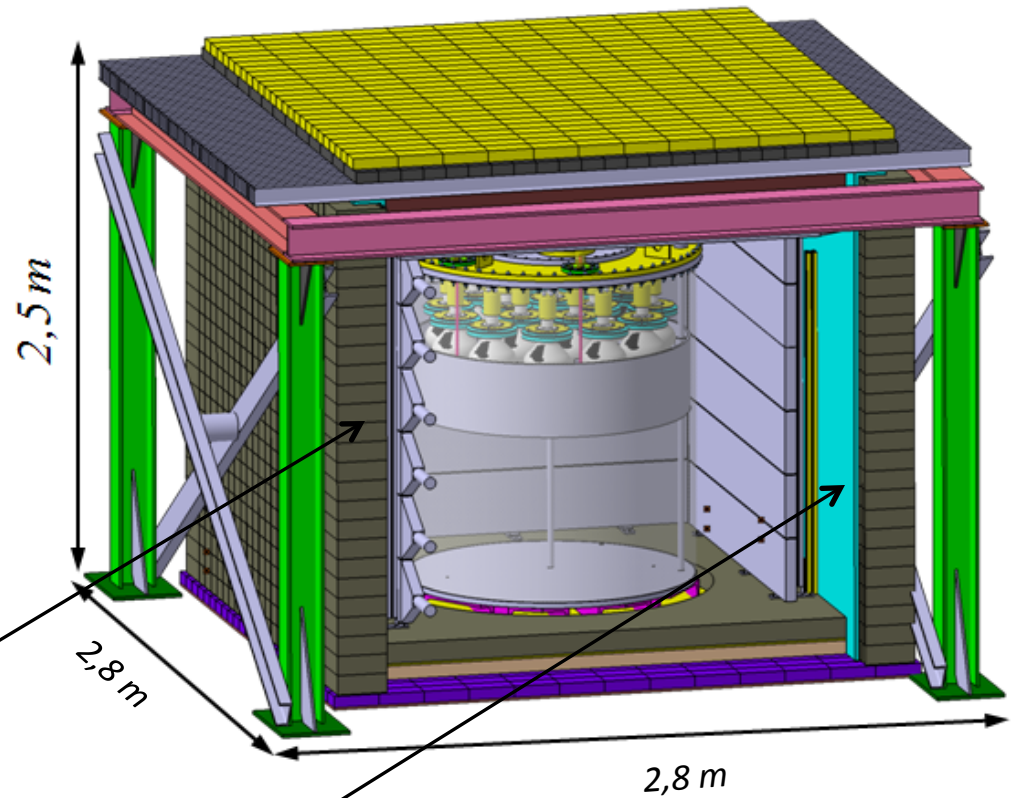
# Passive Shielding optimized for the Osiris/ILL run

Neutrino signal can be faked by  
an accidental  $\gamma$ -n coincidence:



A mechanical structure supports  
shielding all around the detector:

- 10 cm of lead to stop  $\gamma$
- 15 cm of polyethylene to stop low E neutrons


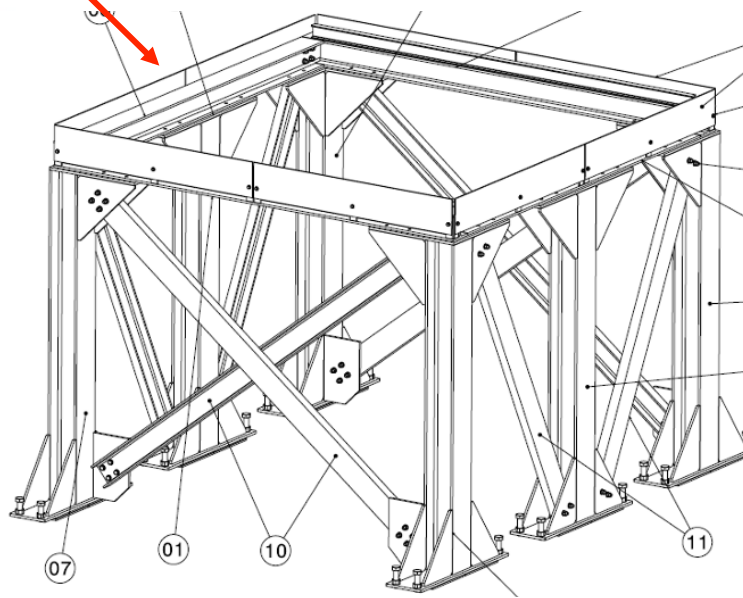
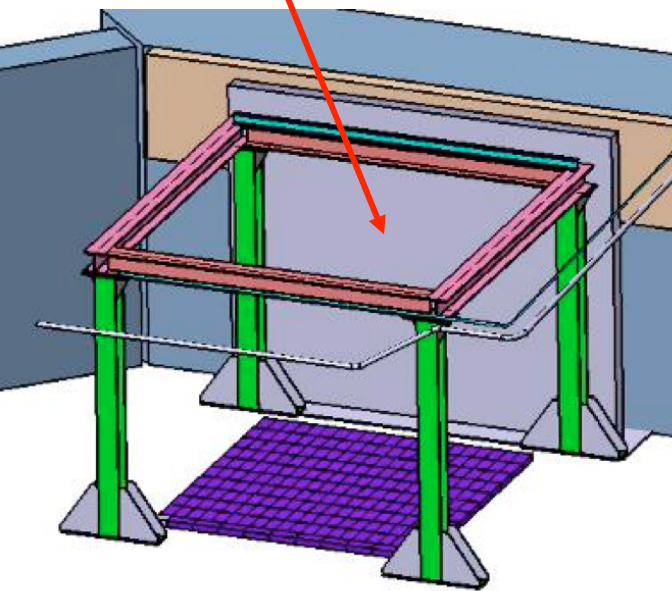




Nucifer

# Gamma Shieldings

- 10 cm thick lead wall (earthquake's proofed)
- Lead & polyethylene supporting structure (earthquake's proofed)
  - $4\pi$  10 cm thick lead shielding – 3400 bricks –



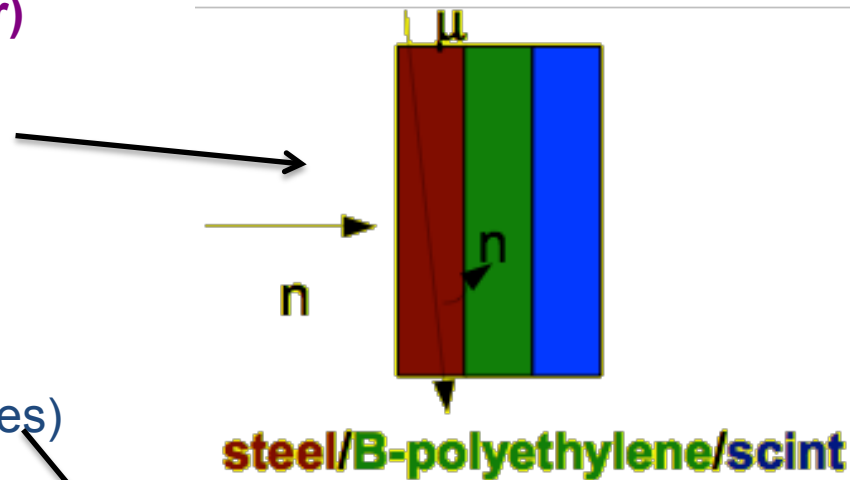


Nucifer

# Neutron Shielding

## 4π Low-Z Shielding (Internal Layer)

- Thermal & fast neutrons shielding
- Best configuration @shallow depth
- 150 mm of Polyethylene  
20-60 mm boron doped (reducing the 2.2. MeV gamma line through  $n_{th} + {}^{10}\text{B} \rightarrow {}^7\text{Li} + \alpha/\gamma$  (477 keV))
- Walls pre-assembled (C, H, T shapes)





Nucifer

# Calibration and Monitoring


Calibration pipe allowing insertion of radioactive sources along axial axis:

- $^{137}\text{Cs}$ ,  $^{22}\text{Na}$ ,  $^{60}\text{Co}$ , Am-Be: response to  $\gamma$  rays in the 0.7 - 4.4 MeV range
- Am-Be: neutrons tagged by 4 MeV  $\gamma$
- set neutron energy cut in analysis and determine  $\epsilon_{\text{det}}$



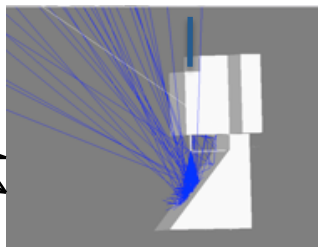
source holder

SS pipe



Set of 7 diodes injecting light inside the detector for independent monitoring of PMT gain and optical properties of the liquid:

- 2 diodes at the single photon level for monitoring  $G_{\text{PMT}}$
- 5 larger intensity diodes for liquid stability and linearity
- Running continuously at low freq while data taking
- Allow for a clean background subtraction



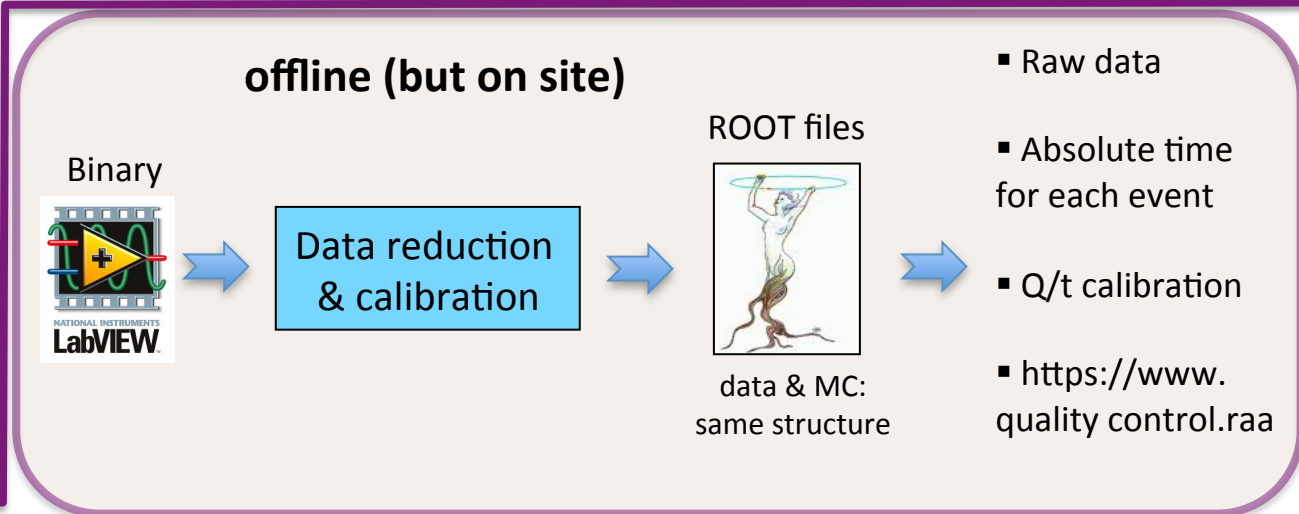
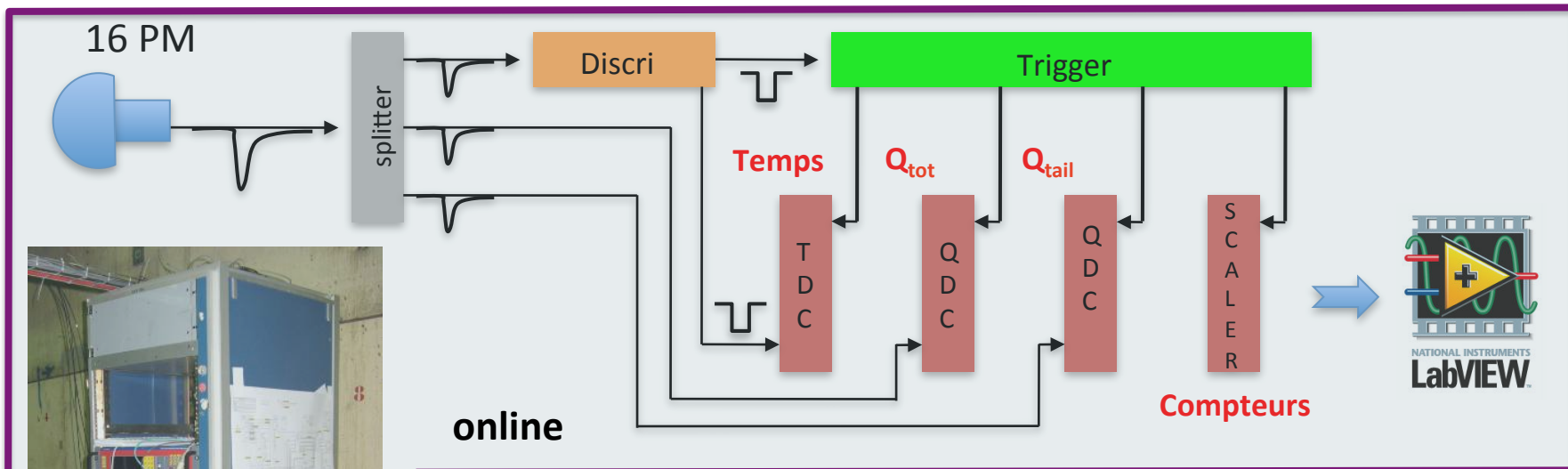
Light injection system and diffuser



Nucifer

# DAQ: data flow

## 4 types de triggers: physics, LEDs, random, Muon Veto



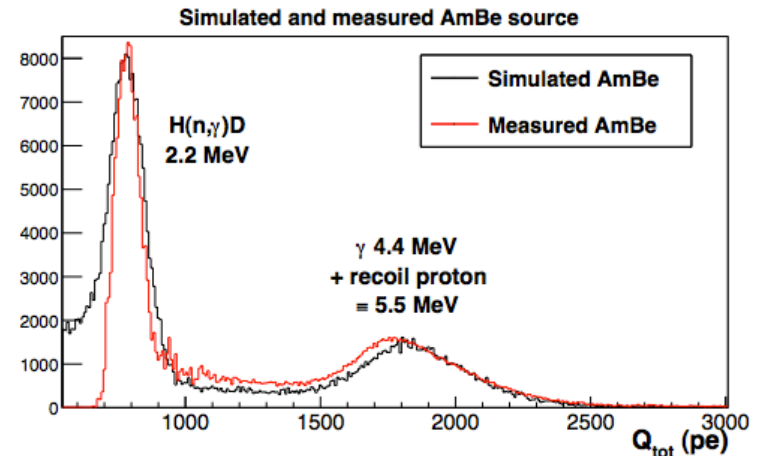
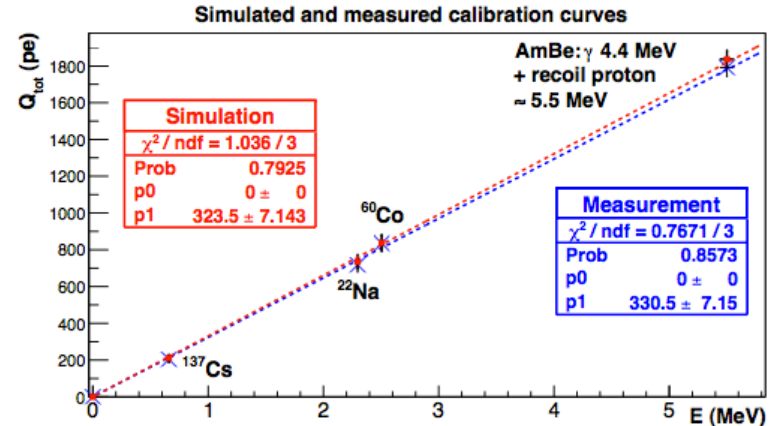
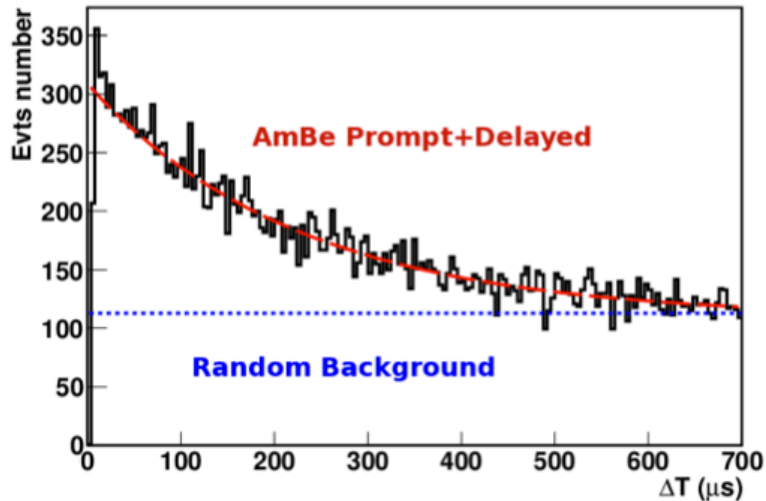




# Prototype detector: linearity

## (Test Run with DC mockup vessel)

- Calibration pipe → axial axis access
- $\gamma$  range: 0.7 - 4.4 MeV
- tagged neutrons with AmBe → neutron energy cut for analysis and efficiency determination





*Nucifer*

# Deployment Plan



## ■ Phase 1: OSIRIS – 2011/12

- **Goal:** Validation & full characterization of the Nucifer detector
- **Challenge:** Experiment 7 m away from a nuclear core (ultra high backgrounds)
- **IAEA interest:** Deployment very close to a core, inside a research reactor hall

## ■ Phase 2: ILL -2012/13 ?

- **Goal:** Measurement of a pure  $^{235}\text{U}$  fuel spectrum + Absolute detector calibration
- **Challenge:** weaker nuclear power, farther location, high neutron background
- **IAEA interest:** demonstration of our ability to change the detection site

## ■ Phase 3: Nuclear power station – 2013/14

- **But :** Precise measurement of thermal power and fuel evolution, in real conditions
- **Challenge:** Find a site! IAIA 'political support' could be a breakthrough
- **IAEA interest:** deployment at a private operator site.

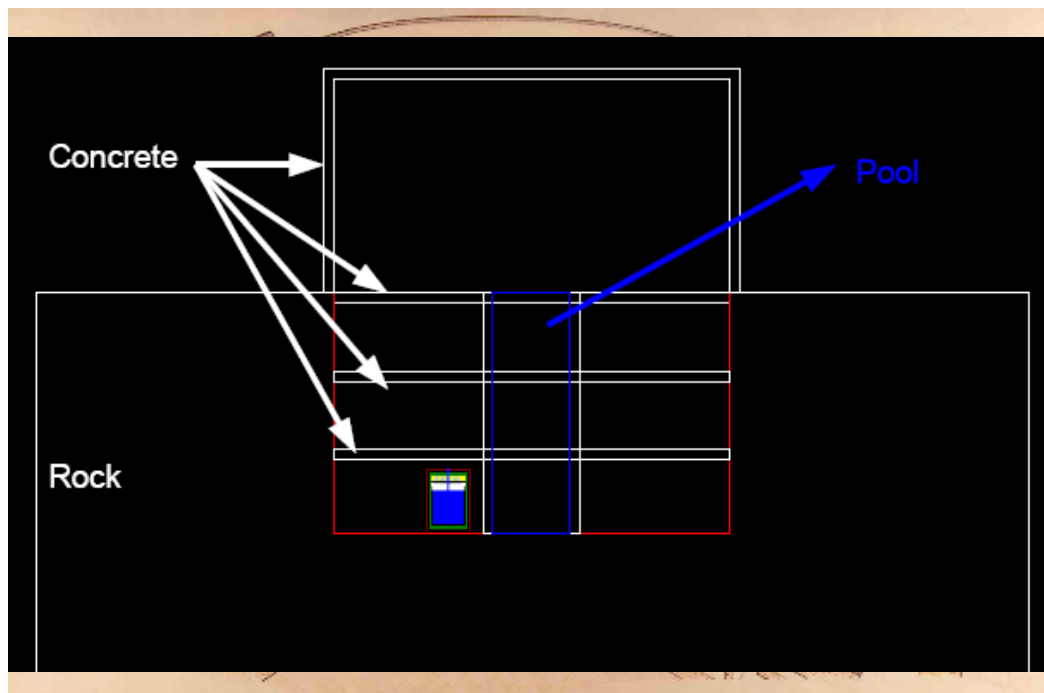
**Fundamental research interest: testing the Reactor Antineutrino Anomaly (especially to shape distortion close to Osiris/ILL compact cores)**



Nucifer

# Nucifer @ Saclay-Osiris

- Site available at 7 m from the core →
- Project supported by OSIRIS/DEN & CEA-Saclay
- 15 mwe overburden
- reactor induced  $\gamma$  rays implies  
→ additional 10 cm lead shielding wall



$P_{th}$ (MW)	70
Fresh fuel	$U_3Si_2Al$ plates
Enrichment (% of $^{235}U$ )	20
Fuel replacement	1/7 <sup>th</sup> every 20d
Core dimensions (cm)	57 x 57 x 60
Distance from core center (m)	7
$v_e$ flux at det. center ( $cm^{-2}.s^{-1}$ )	$2.3 \cdot 10^{12}$
$v_e$ int/day in Nucifer ( $0.856 m^3$ )	<b>1380</b>
muon flux attenuation	2.7

P.Durande-Ayme @ TRTR-IGORR joint meeting 2005



Nucifer

# Nucifer@Osiris: Signal & Backgrounds

## ■ Signal:

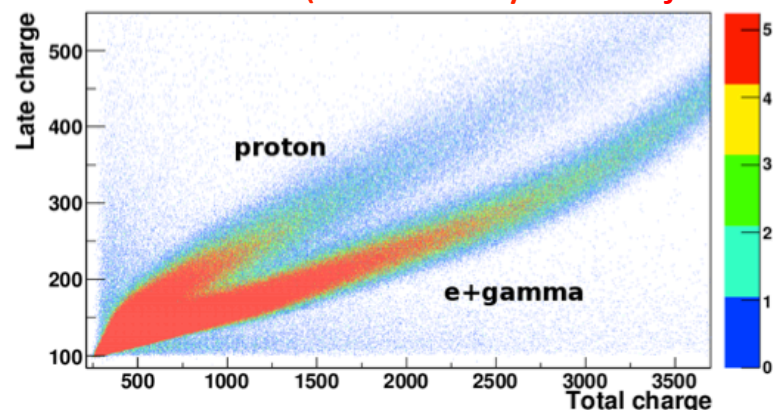
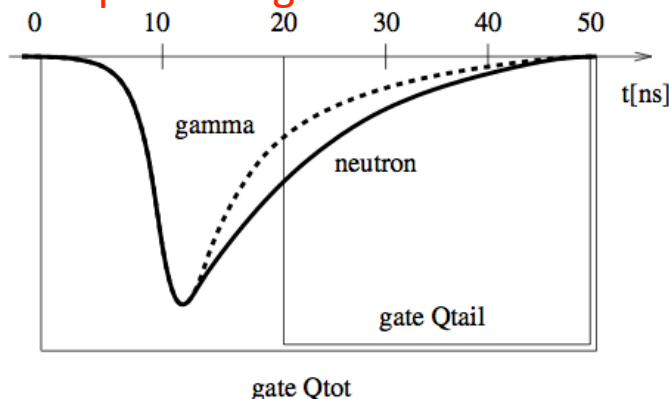
- 850 liters of EJ335 LS. Challenge : 40% detection efficiency
- Expected #events per day  $\approx 730 \times 70 \text{ MW} \times 0.85 \text{ m}^3 \times 0.4 \text{ eff.} / (1/7)^2 = 700/\text{day}$

## ■ Accidental backgrounds

- Campaign of measurements  $\rightarrow$  high gamma flux (MHz...)  
Also at high energy ( $> 3\text{MeV}$ ) through neutron capture on reactor metallic structure
- Expected signal to noise ratio : about 1 (add a 10 cm lead shield wall at Osiris)

## ■ Fast neutrons (overburden: 10 mwe only)

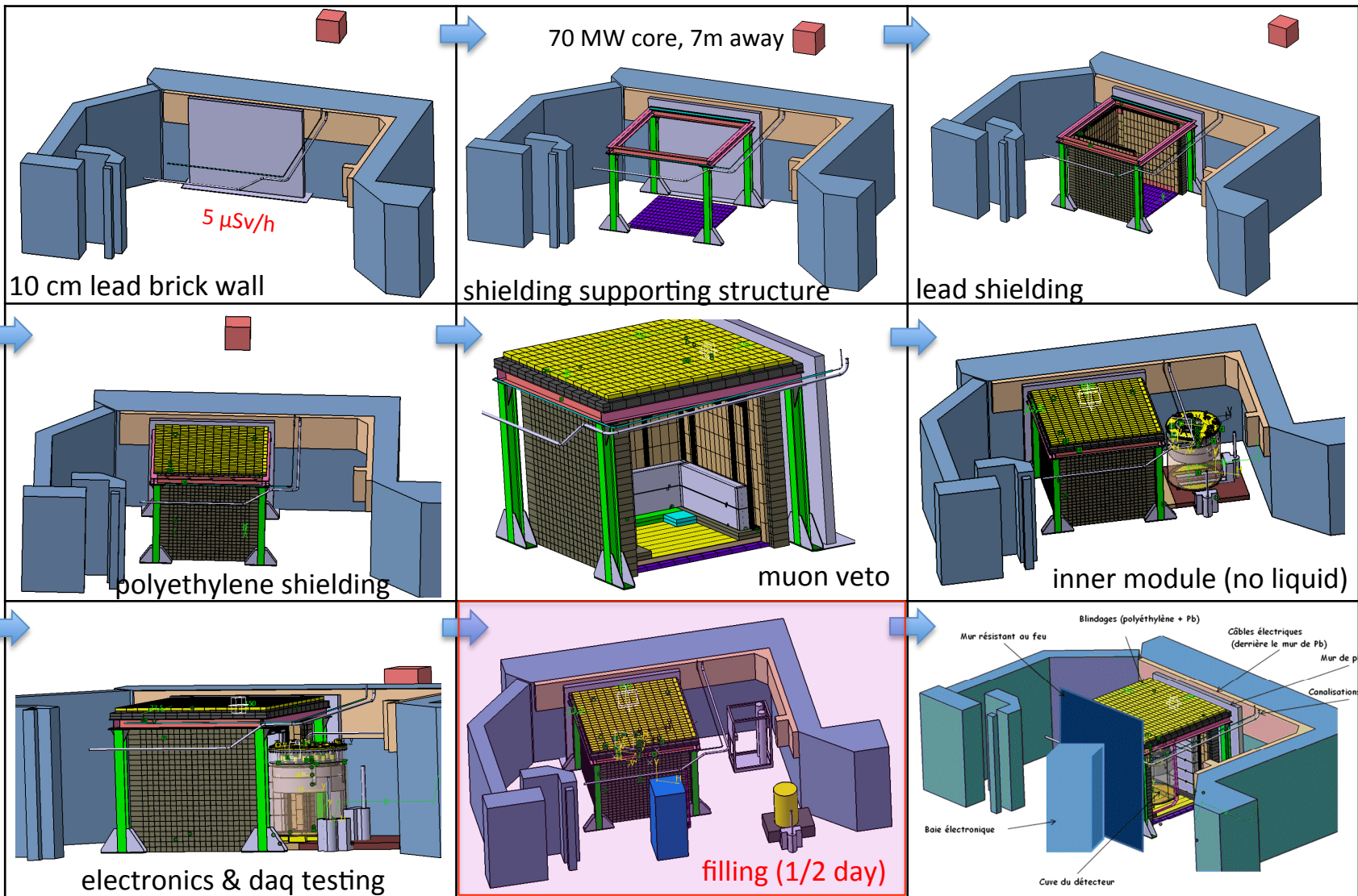
- Expected signal to noise ratio estimate : about 0.25 (before any PSD rejection)





Nucifer

# Nucifer @Osiris: Integration

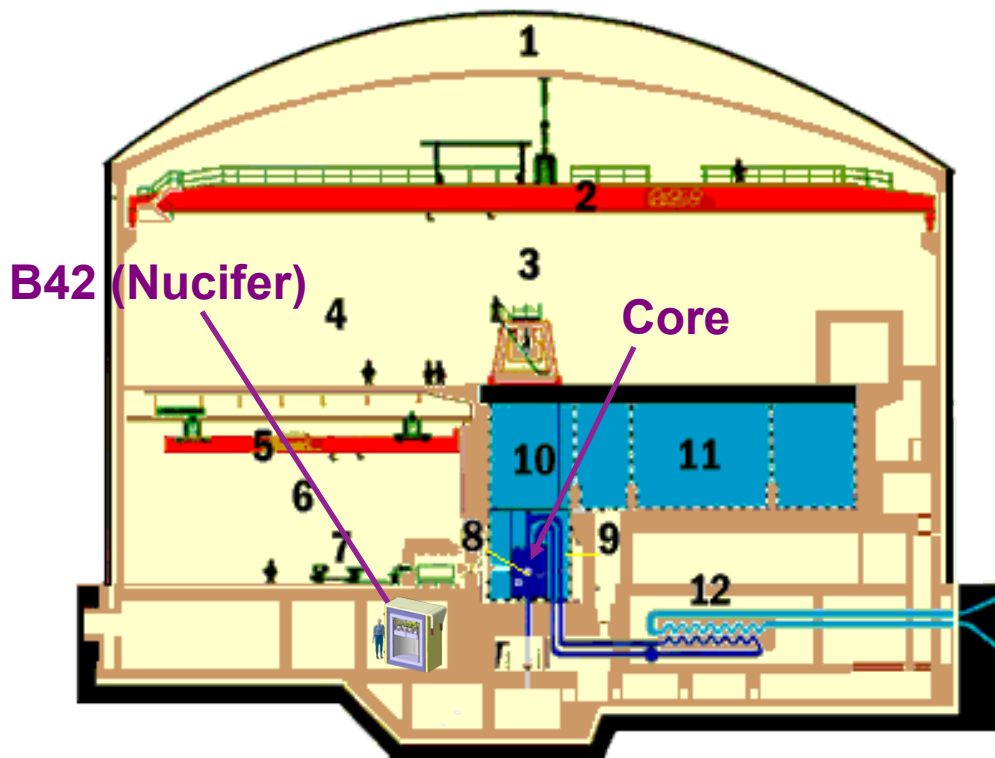




Nucifer

# Nucifer @ Grenoble-ILL

- **Site available at 9-11 m from the core** @ Room B42, old ILL exp.
  - First positive meeting with the directors in 2009
- **More favourable background** (20 times smaller  $\gamma$  flux than the one measured at Osiris). Neutron hot spot localized around aperture in the wall should be easy to shield.



$P_{th}$ (MW)	57
Fresh fuel	UAI plates
<b>Enrichment (% of <math>^{235}\text{U}</math>)</b>	<b>93</b>
Fuel replacement	Total after 50 days
Core dimensions (cm)	80 (f) x 28 (H)
Distance from core center (m)	9
$v_e$ flux at det. center ( $\text{cm}^{-2}\cdot\text{s}^{-1}$ )	$8.4 \cdot 10^{11}$
$v_e$ int/day	>500
muon flux attenuation	2-3

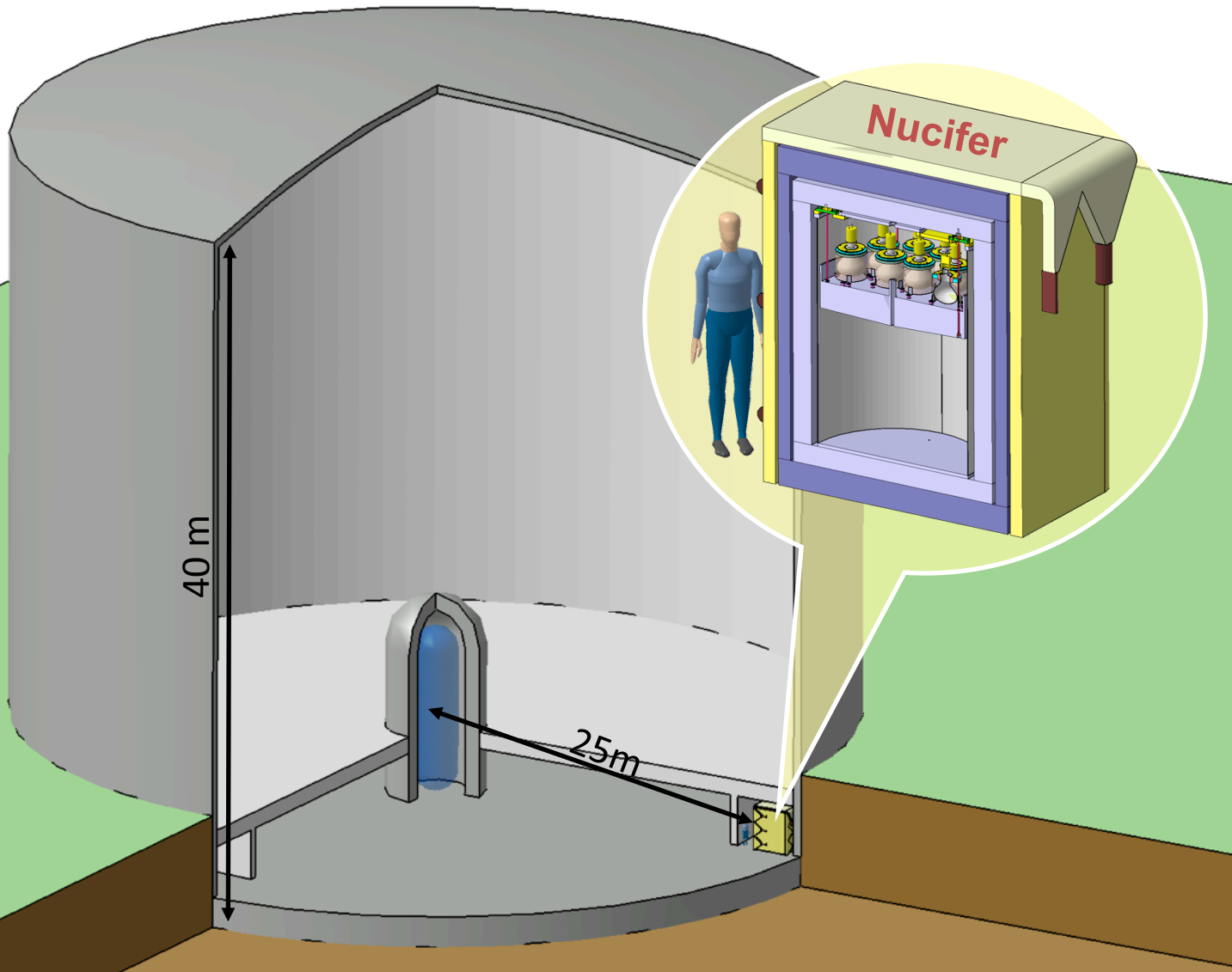


Nucifer

# Operation at a nuclear plant

## Typical scenario:

- REP900 reactor
- $P_{th} = 3.5 \text{ GW}_{th}$
- 850l scintillator
- Nucifer at 25 m from the core
- 2000/ day (50% eff)
- need >10 mwe overburden





*Nucifer*

# Conclusion

- **NUCIFER could provide unattended monitoring and add quantitative measurements to the reactor safeguards toolbox:**
  - $P_{th}$  monitoring & inter-calibration of reactors
  - Sensitivity to  $^{239}\text{Pu}$  removal  $\leq 100$  kg @ 25m from REP900
  
- **A new perspective: sterile neutrino search**
  - Test the reactor antineutrino anomaly
  - Shape distortion expected for  $\Delta m^2 \approx \text{few eV}^2$
  
- **First Nucifer module tested in spring 2010**
- **Data Taking at Osiris by June 2011**
- **Deployment plan**
  - Osiris (2011-12), ILL ? (2012-13), Nuclear station (2013), ...





# Expected Sensitivity

## Statistical tests of differentiation of two different isotopic compositions

Assume constant power and x-days measurements before and after a Pu removal:

**4 days:** detect the removal 105 kg of Pu with 75% confidence level, 4% probability of false alert.

**16 days:** see 55 kg of Pu with 75% confidence level, 4% probability of false alert. High CL for 80 kg.

