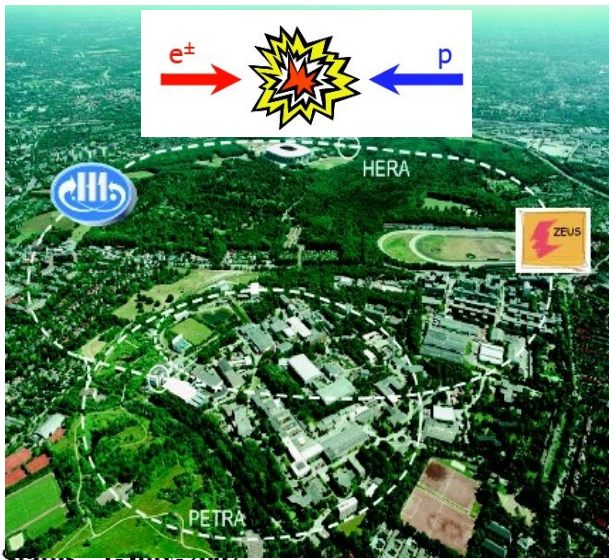


# ~~Résumé~~ Sélection ICHEP 2008

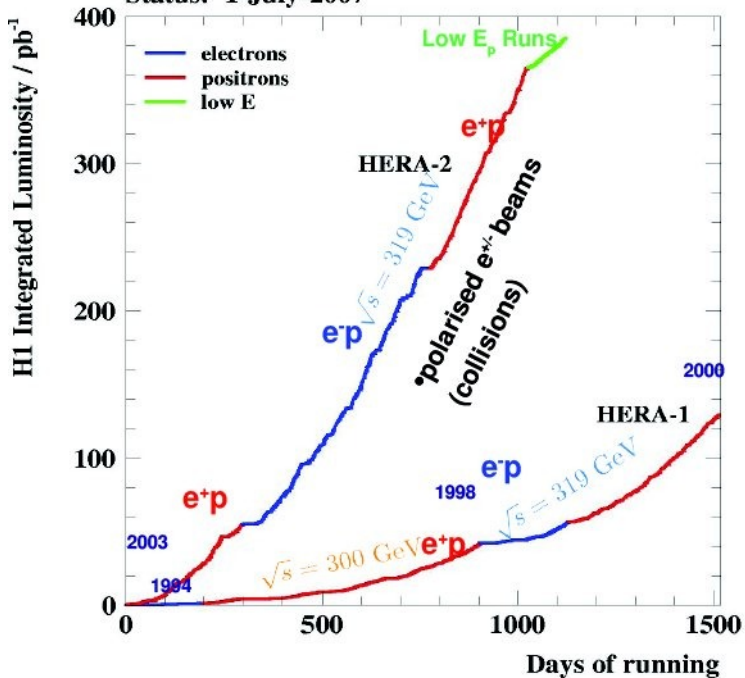
Boris Tuchming  
CEA-Saclay

Overview:

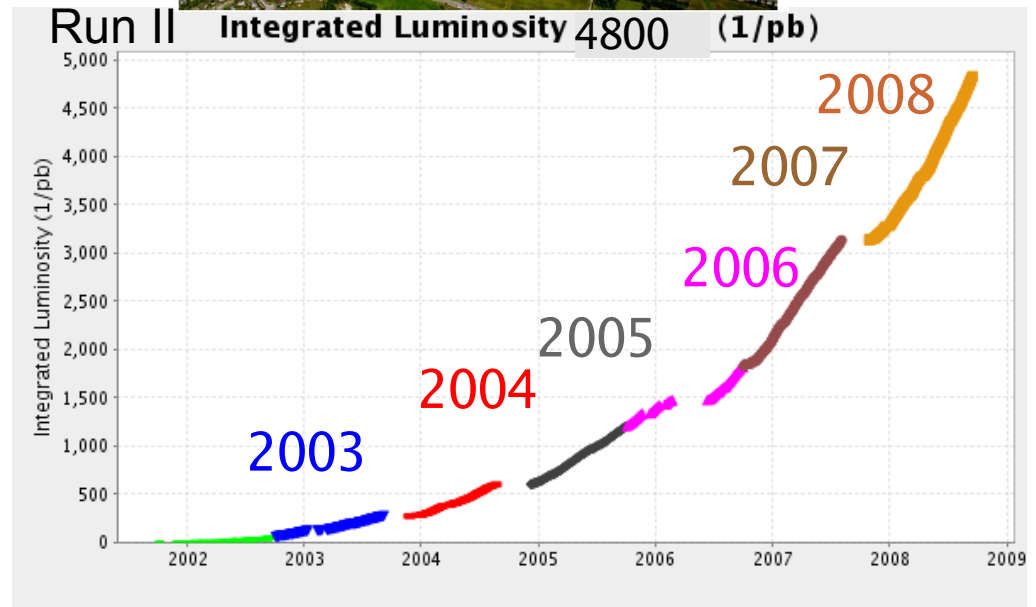
- Top
- Electroweak
- QCD modeling & PDF
- Higgs
- Search



Status: 1-July-2007



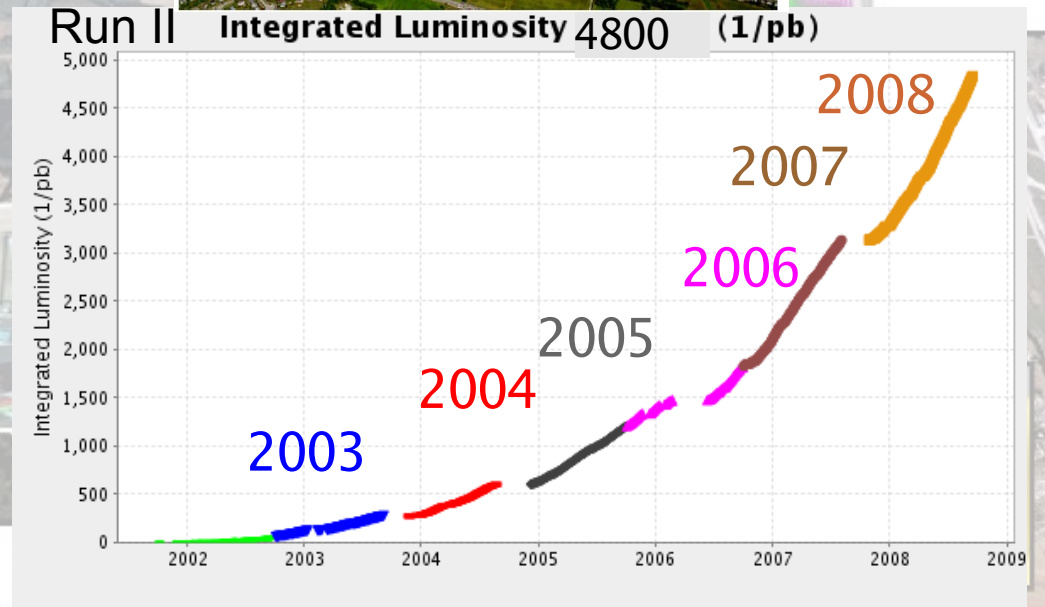
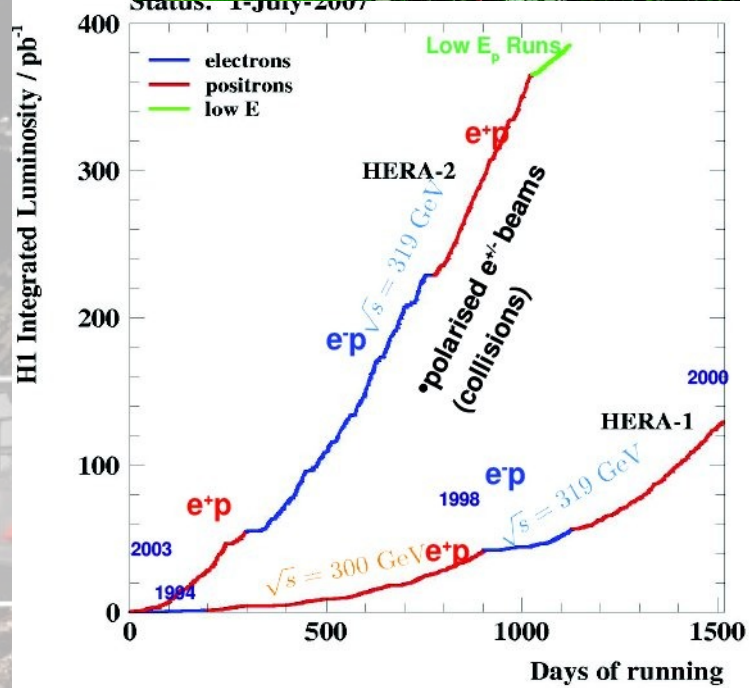
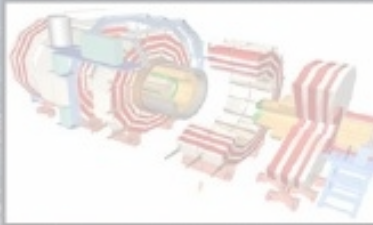
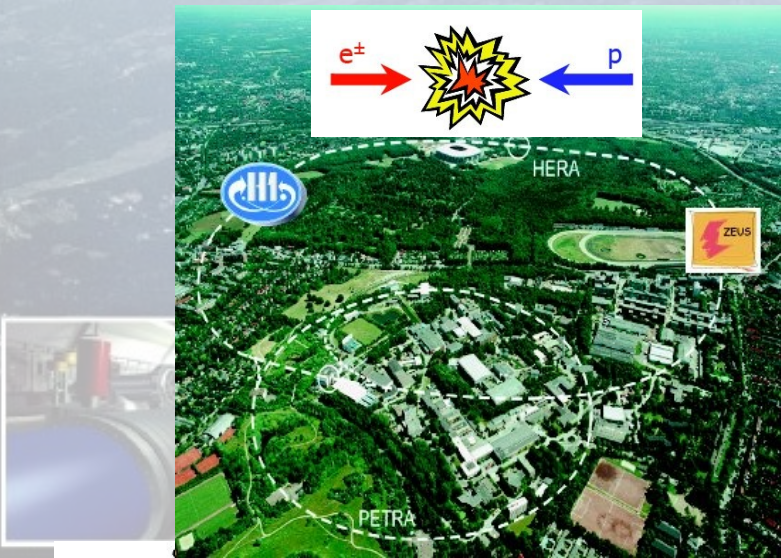
End of HERA July 2007



Tevatron is performing extremely well  $\sim 58 \text{ pb/week!}$

La suite est dominée par les résultats TeVatron seul à prendre des données en ce moment





End of HERA July 2007

Tevatron is performing extremely well  $\sim 58 \text{ pb}/\text{week}$ !

La suite est dominée par les résultats TeVatron seul à prendre des données en ce moment

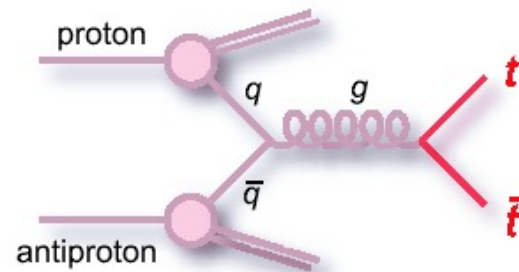
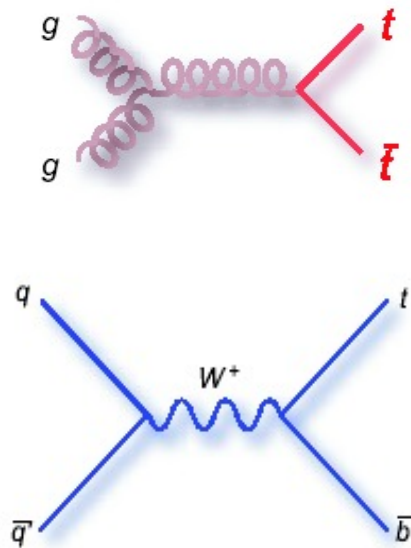




En attendant les futurs résultats du LHC



# Le quark top



## What We Can Learn From the Top Quark

- Questions

What is the Higgs boson mass?

Do we understand heavy flavor production in QCD?

Are there more than three fermion generations?

Are there new massive particles?

Do all quarks have the expected couplings?

- Measurements in this talk

Single top cross section

Constraints on  $Wtb$  couplings

Searches for  $H^+ \rightarrow tb$ ,  $t \rightarrow H^+ b$

Search for FCNC

Top quark pair cross section

Top quark mass

Forward-backward charge asymmetry

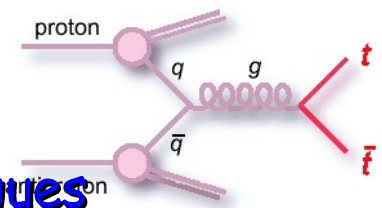
$M_{tt}$  distribution

Search for  $t'$  quark

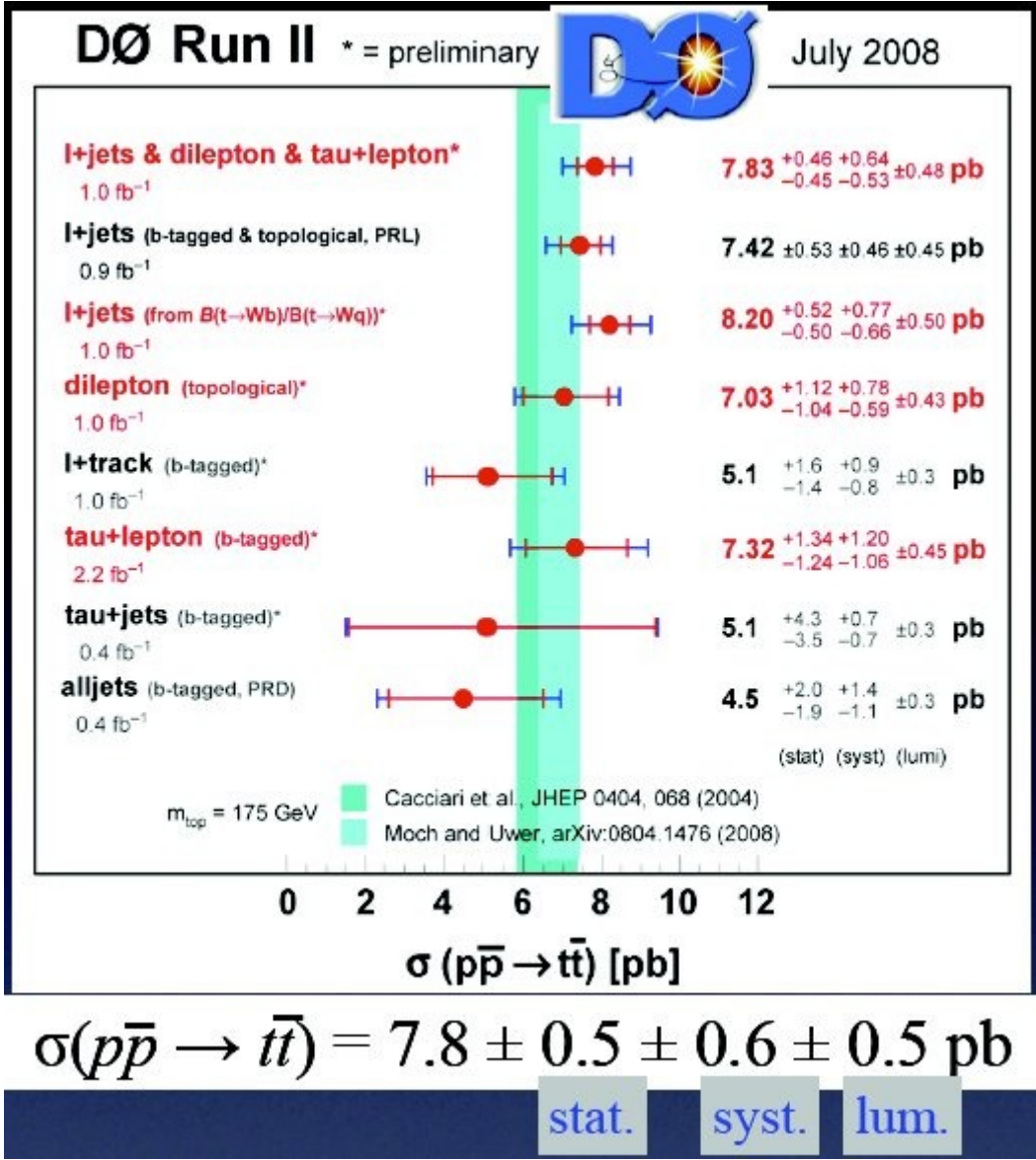
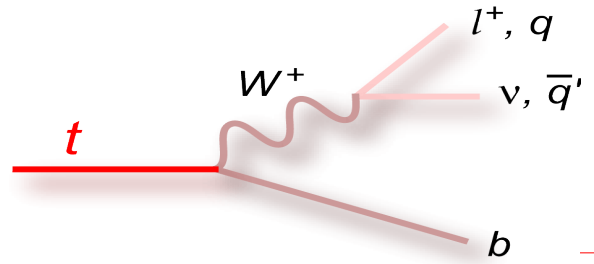
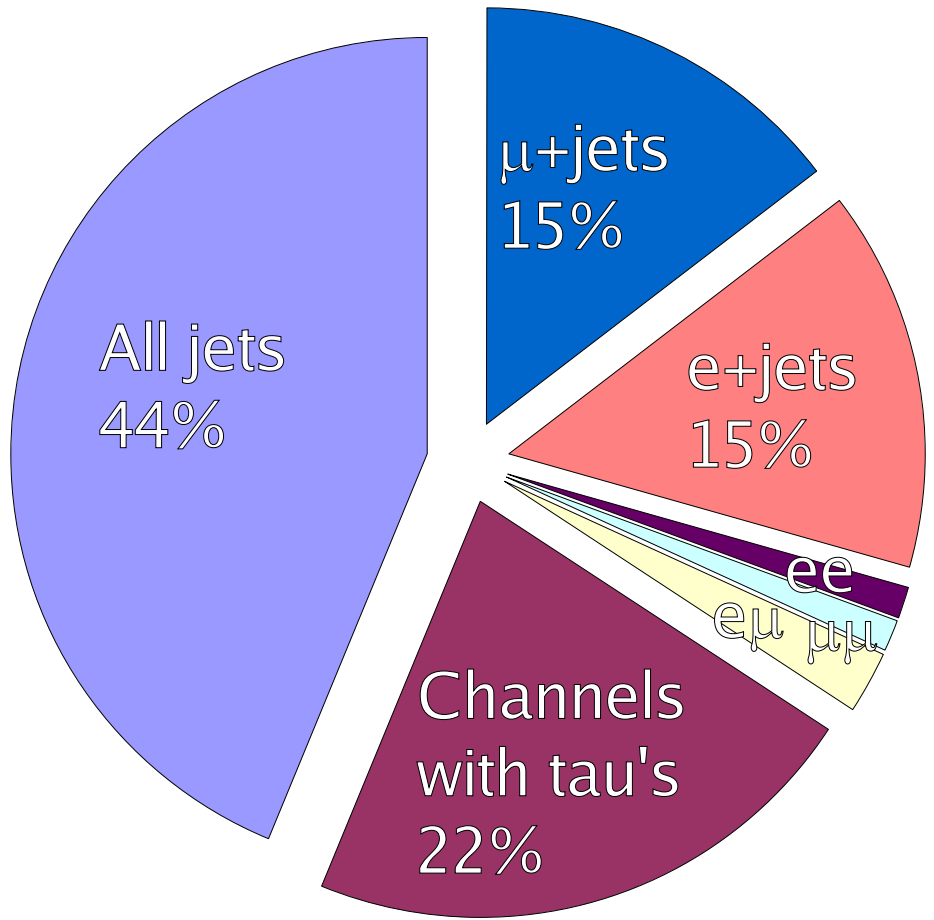
$W$  boson helicity

Top quark branching fractions

# Production de paires de top

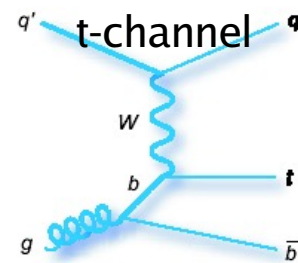


- mesure des sections efficaces dominée par les systématiques

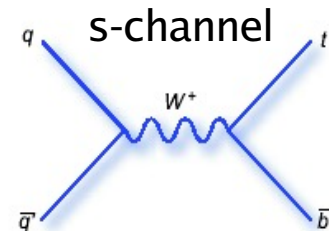


# Single top

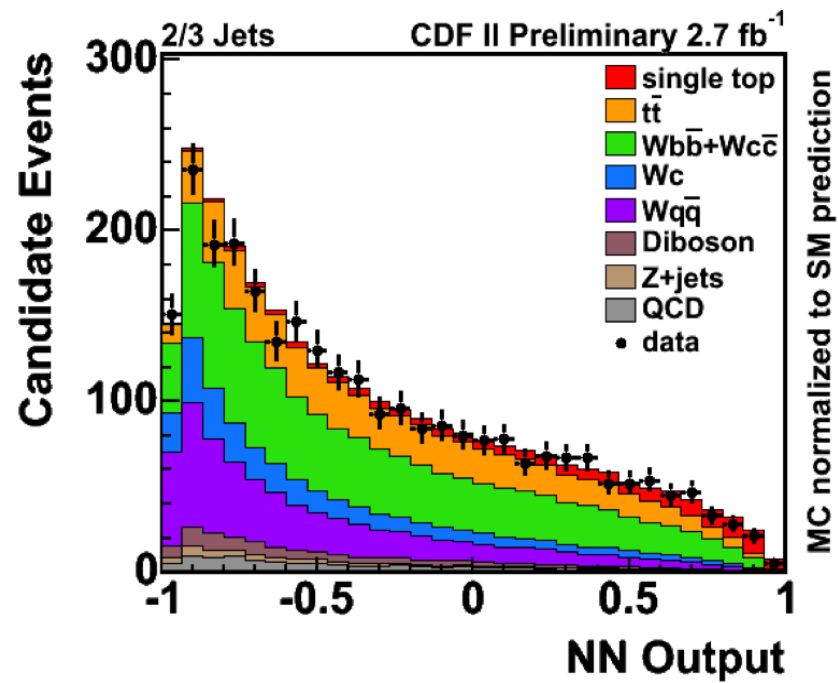
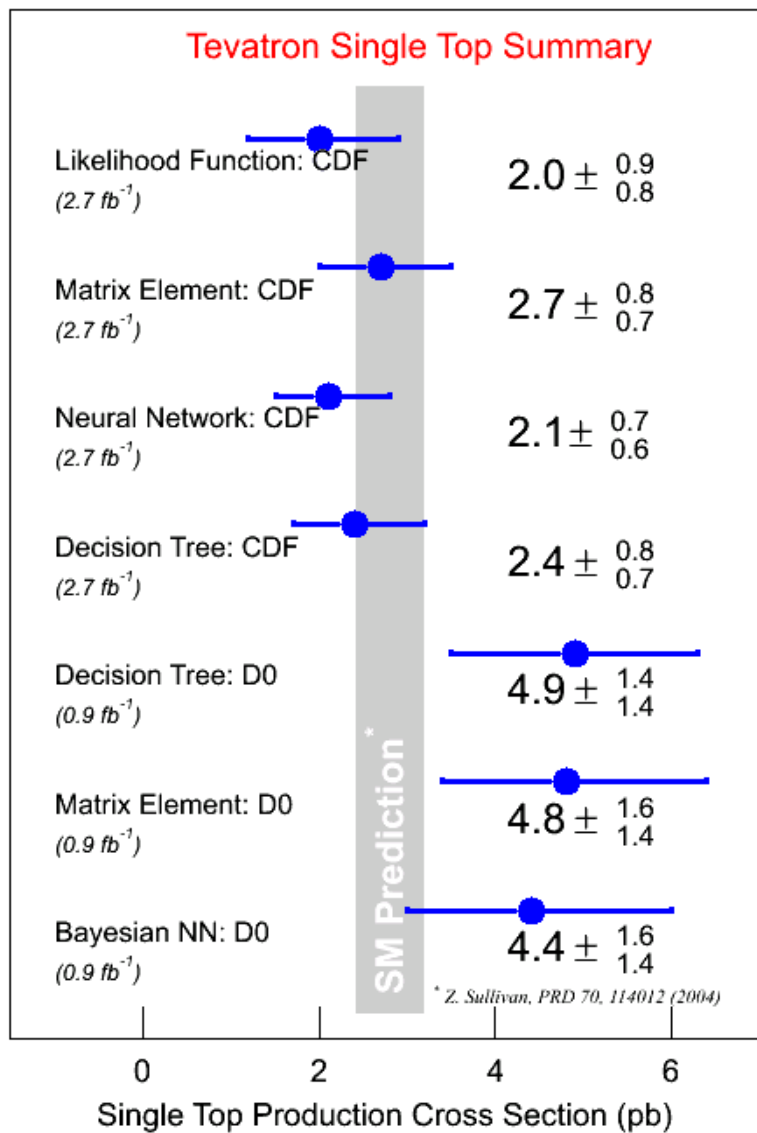
- production électrofaible: single top
  - 1ere evidence en 2007 à D0 et CDF
  - Update 2008 de CDF avec x3 de stat



$lvq\bar{b}$  final state

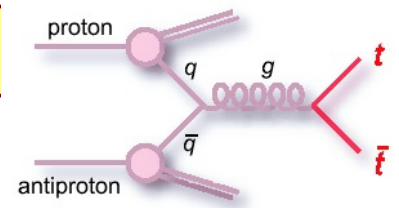


$lvb\bar{b}$  final state





# Mesure de la masse



## Méthodes « classiques »

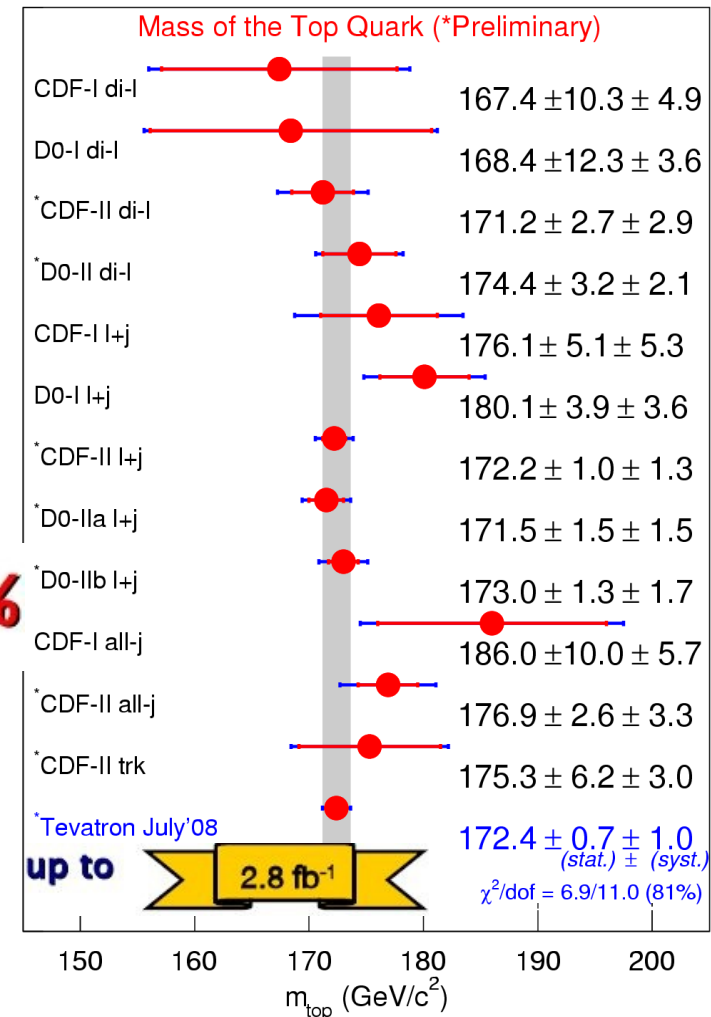
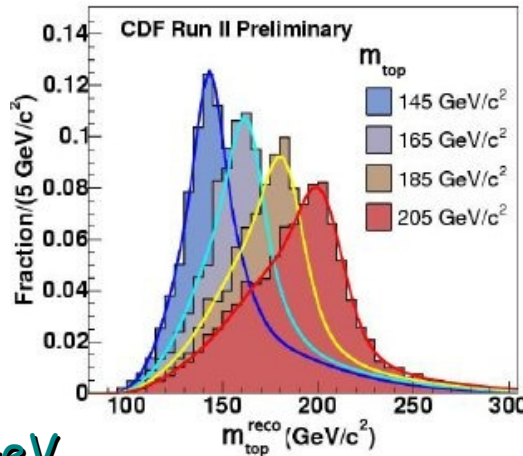
• **Matrix Element** 
$$P(\vec{x}, M_t, JES) = \frac{1}{\sigma} \int d\sigma(\vec{y}, M_t) f(\vec{q}_1) f(\vec{q}_2) W(\vec{x}, \vec{y}, JES) d\vec{q}_1 d\vec{q}_2$$

Differential cross section

Proton PDF

Transfer function from true  $y$  to measured  $x$

- **Template sur des quantités cinématiques naturelles**



## Historique:

- Hiver/été 2007:  $\Delta M_t = \pm 1.8$  GeV
- Hiver 2008:  $\Delta M_t = \pm 1.4$  GeV

## Eté 2008

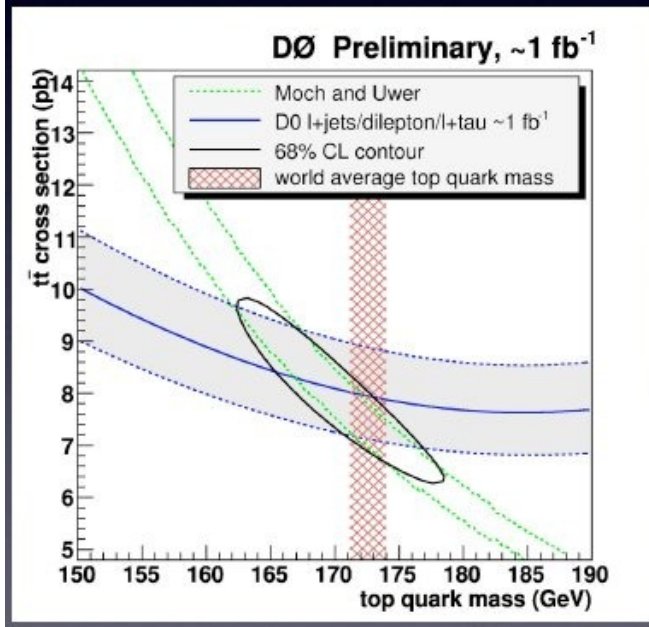
- plus de stat  **$M_{top} = 172.4 \pm 1.2$  GeV  $\pm 0.7\%$**
- meilleure compréhension des systématiques grâce à la stat
- mais difficile d'aller plus loin dans le futur.
  - Jet Energy Scale
  - b-Jet Energy Scale



# méthodes alternatives

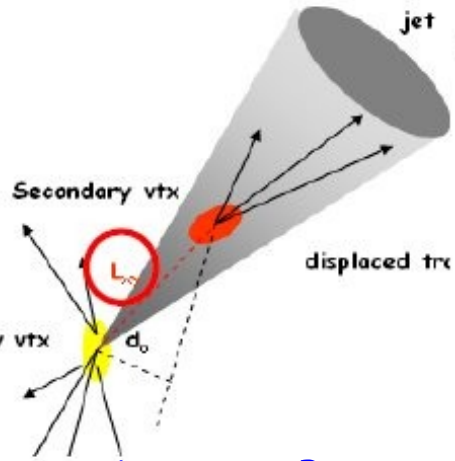
## Mass from cross-section

## b decay length

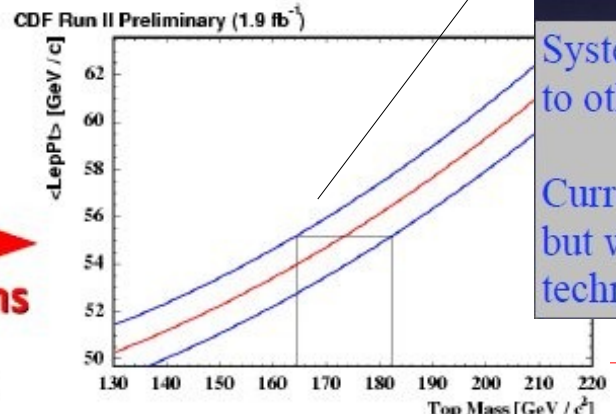
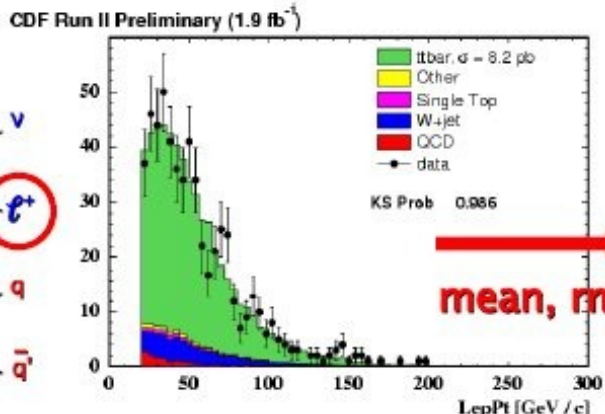
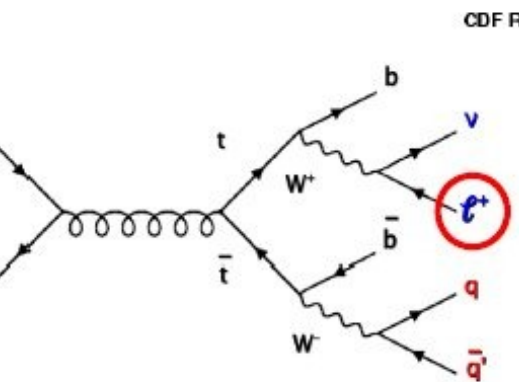
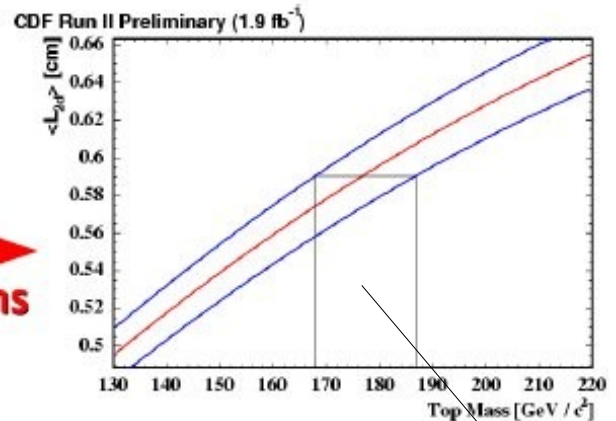
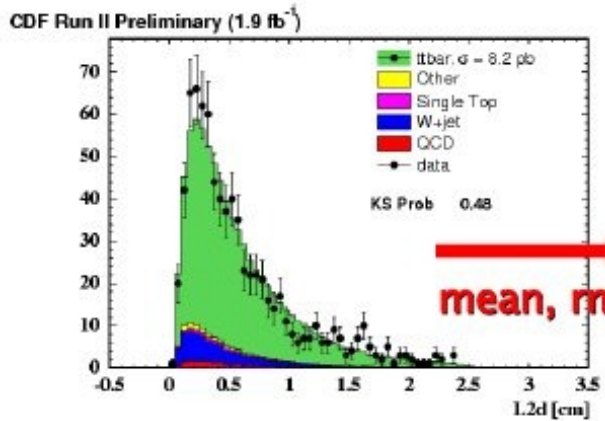


NLO+NLL cross section:  
*M. Cacciari et al. (2008)*  
 $m_t = 167.8 \pm 5.7 \text{ GeV}$

Approx NNLO cross section:  
*S. Moch and P. Uwer (2008)*  
 $m_t = 169.6 \pm 5.4 \text{ GeV}$



## Lepton Pt



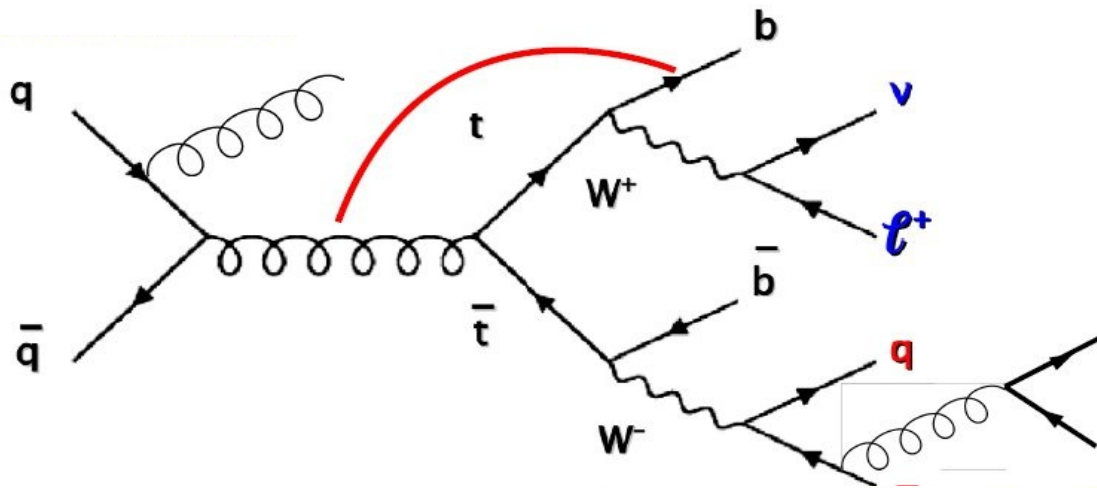
$m_t = 175.3 \pm 6.2 \pm 3.0 \text{ GeV}$

Systematics largely orthogonal to other measurements

Currently statistics-limited, but will be an important technique at the LHC



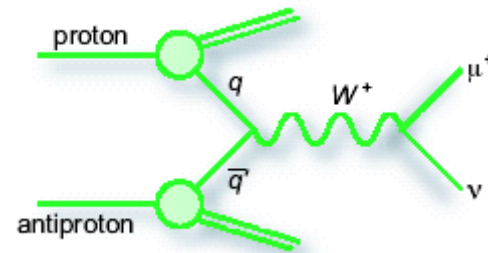
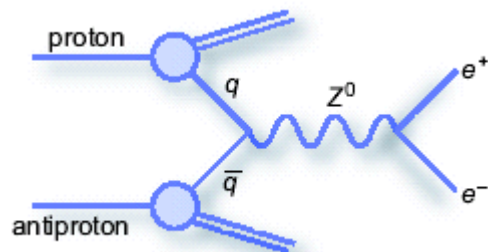
# La question de la masse du top, toujours d'actualité



High precision mass measurements require theoretically stable mass definitions in a suitable renormalization scheme.

- ▶ Since the top quark mass is extracted from kinematic reconstruction of events, ie invariant mass of single top from jets, lepton, missing energy,  $m_t^{exp}$  is usually identified with the pole mass.
- ▶ Is this still justified after non-perturbative effects such as hadronization, color reconnection, and underlying event modeling have been taken into account ?
- ▶ Moreover, when including higher-order corrections, the pole mass is not stable, since it receives large corrections from low energy scale physics ("renormalon problem").

# Z, W, WW, WZ,.....



Tevatron Experiments	
Channel	Events/ $1\text{fb}^{-1}$
$W \rightarrow l\nu$	5M
$Z \rightarrow ll$	500k
$W\gamma \rightarrow l\nu\gamma$	32000
$Z\gamma \rightarrow ll\gamma$	8000
$WW \rightarrow l\nu l\nu$	600
$WZ \rightarrow l\nu ll$	50
$ZZ \rightarrow ll\nu\nu$	40
$ZZ \rightarrow ll ll$	6

$\times \epsilon \sim 5-20\%$



## Z Pair Production @ DØ (1.7-2.7 fb<sup>-1</sup>)

**ZZ → llνν channel:** new missing  $E_T$  estimator, likelihood to separate WW background (S/B=0.25)

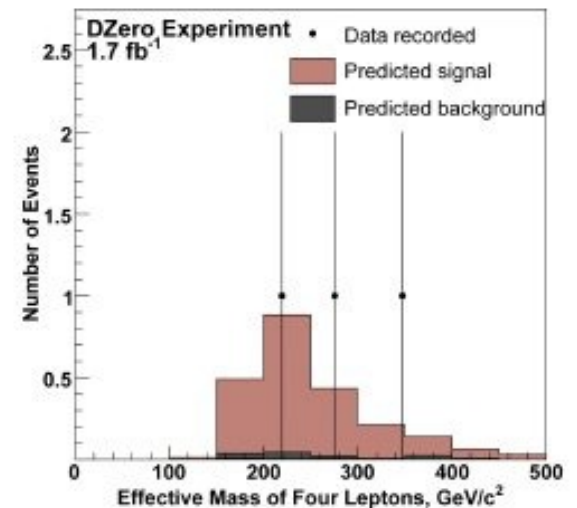
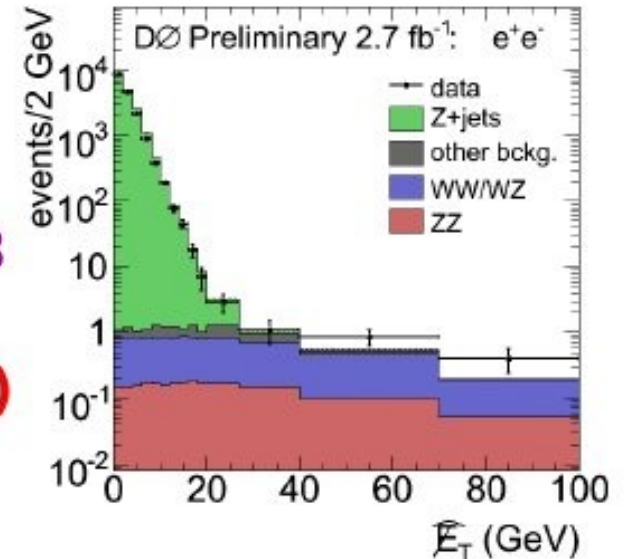
**ZZ → llll:** no candidate in first 1 fb<sup>-1</sup>, then 3 candidates in 1.7 fb<sup>-1</sup>

**Result**  $\sigma = (1.48 \pm 0.59^{+0.17}_{-0.19})$  pb (stat+syst)

**Observation**

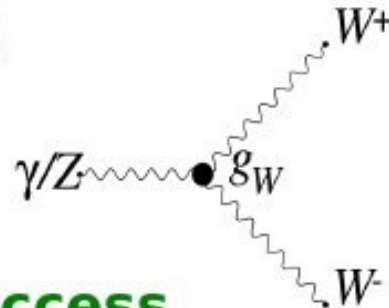
Channel	ZZ → llνν	ZZ → llll*	Combined
<b>Observed Results</b>			
<b>p-value</b>	$4.0 \cdot 10^{-3}$	$4.3 \cdot 10^{-8}$	
<b>significance</b>	$2.7\sigma$	$5.3\sigma$	<b><math>5.7\sigma</math></b>

\* 1.7 fb<sup>-1</sup>

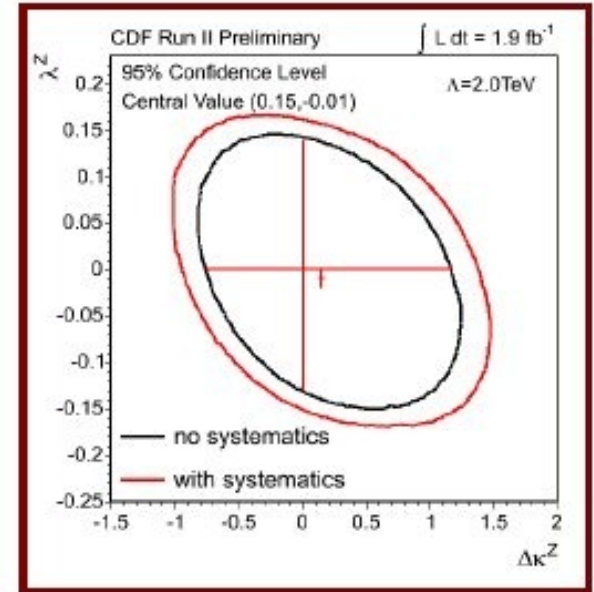


# Triple Gauge Couplings

Fits to total cross sections and differential distributions for  $W\gamma$ ,  $WW$ ,  $WZ$ ,  $Z\gamma$ ,  $ZZ$  final states

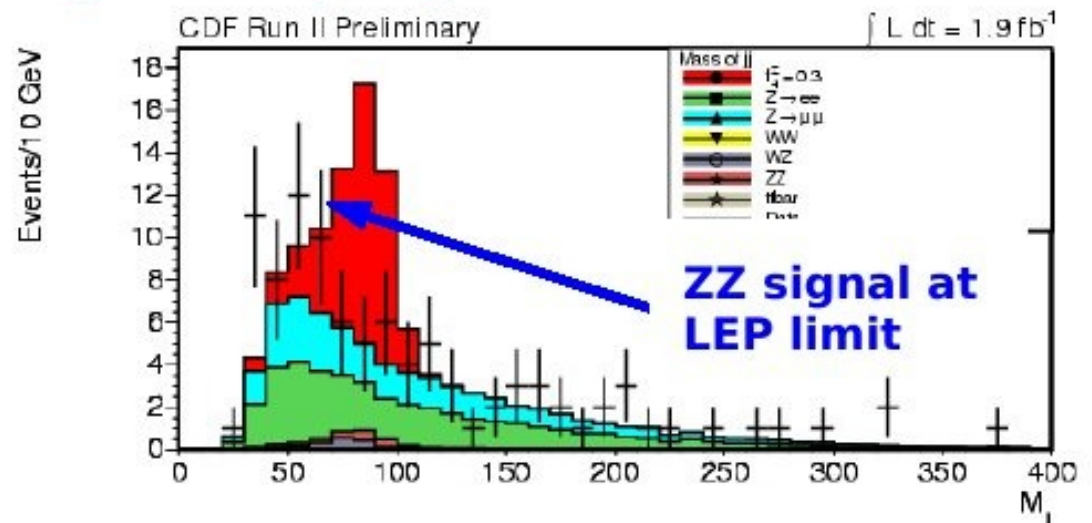


Unique to hadron colliders: access  $WWZ$  vertex independently from  $WW\gamma$  vertex ( $WZ \rightarrow 3$  leptons final state)



LEP better sensitivity to charged couplings

Tevatron improves on neutral couplings TGC (0 in the SM), higher dimension operators have stronger energy dependence





Z, W, WW, WZ, ZZ.....

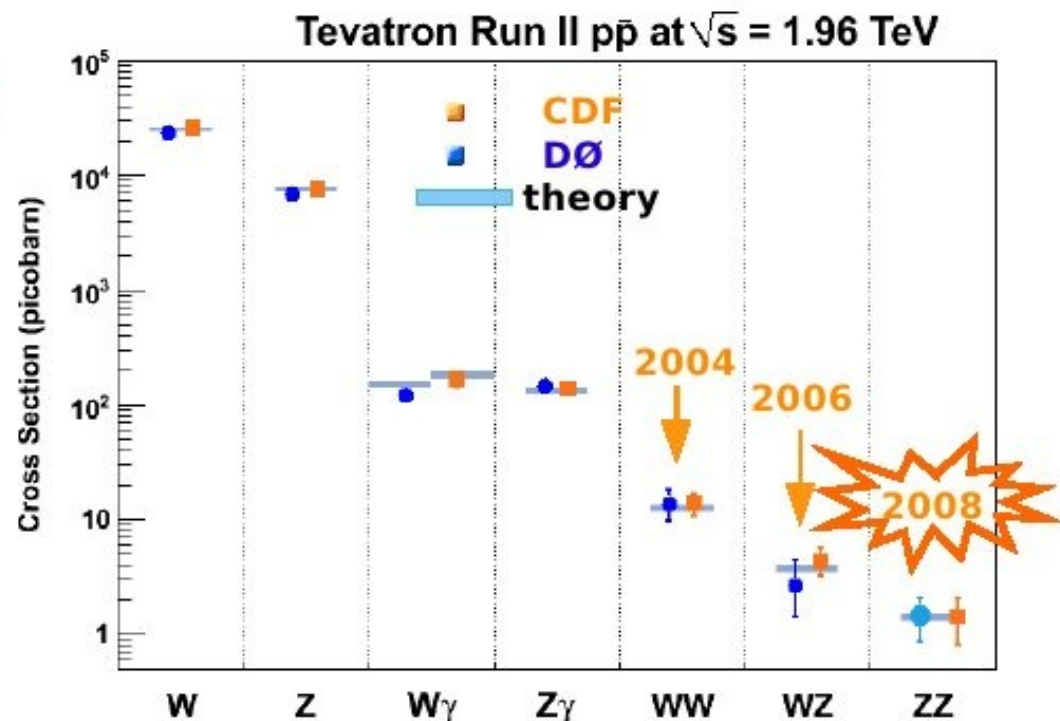
# Cross Sections Summary

All diboson processes involving W/Z/ $\gamma$  observed at Tevatron .....

..... but only in the fully leptonic decay channels

Both experiments working on selecting diboson processes with W/Z $\rightarrow$ jets, large W/Z+jets background

Proving ground for analysis techniques for Higgs searches and theory calculations / Montecarlos



# Z Invisible Width (CDF 1 fb<sup>-1</sup>)

Electroweak fits:

$$\Gamma_Z(\text{inv}) = (500.8 \pm 2.6) \text{ MeV}$$

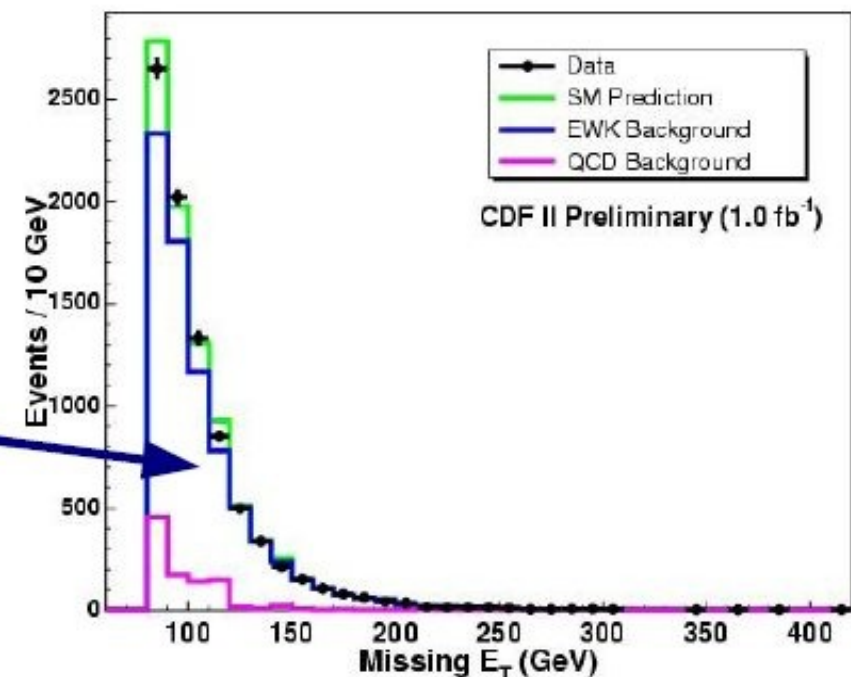
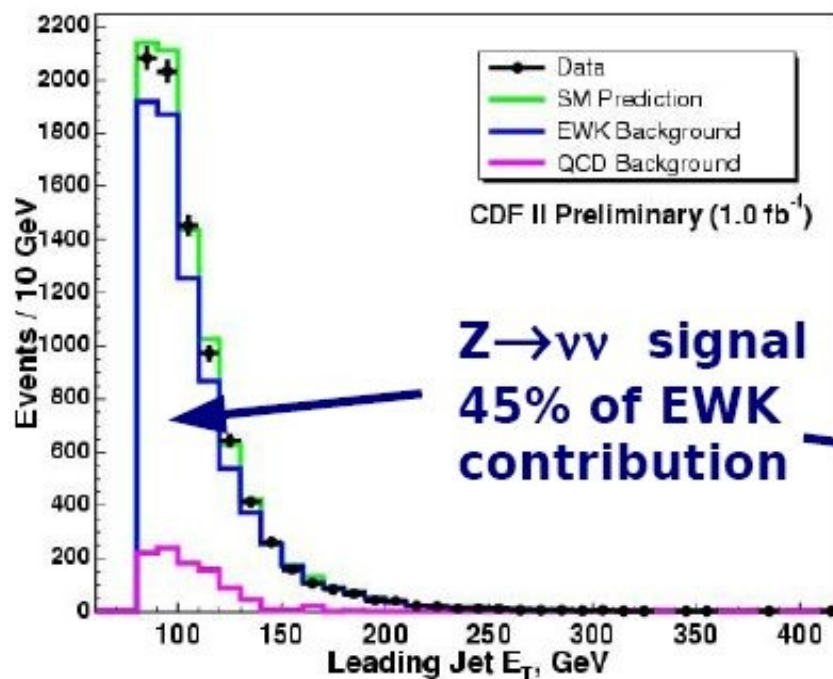
Direct measurement at LEP:  $\Gamma_Z(\text{inv}) = (503 \pm 16) \text{ MeV}$

Use monojet events with large missing  $E_T$

CDF measures ratio  $\sigma(Z+1\text{jet}) \cdot \text{BR}(Z \rightarrow \text{inv}) / \sigma(Z+1\text{jet}) \cdot \text{BR}(Z \rightarrow \text{ll})$

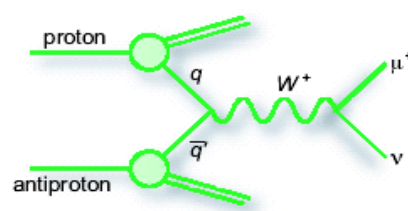
Obtain  $\Gamma_Z(\text{inv}) = (466 \pm 42) \text{ MeV}$

(statistics dominated)





# W mass at Tevatron



statistique de Z, Y, J/ψ

## DO

- bientôt (!) mesure dans le canal electron avec  $1\text{fb}^{-1}$

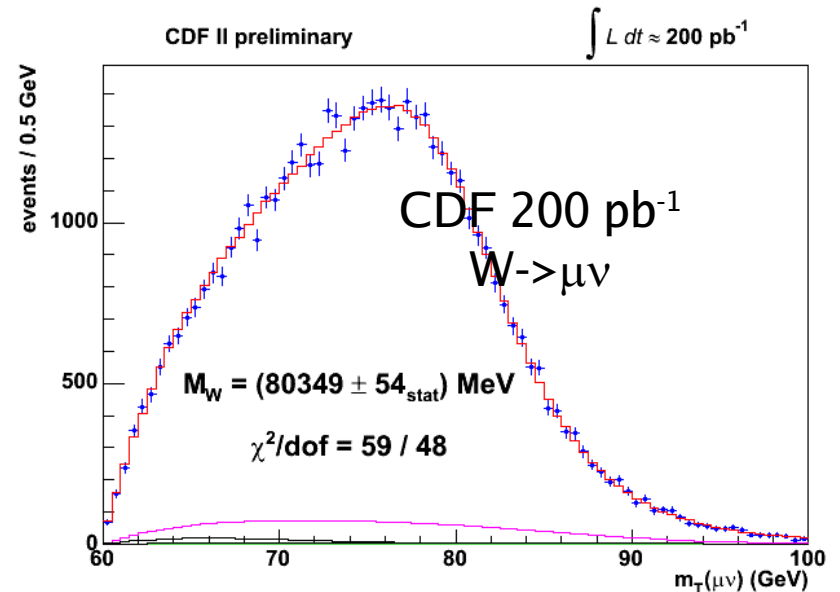
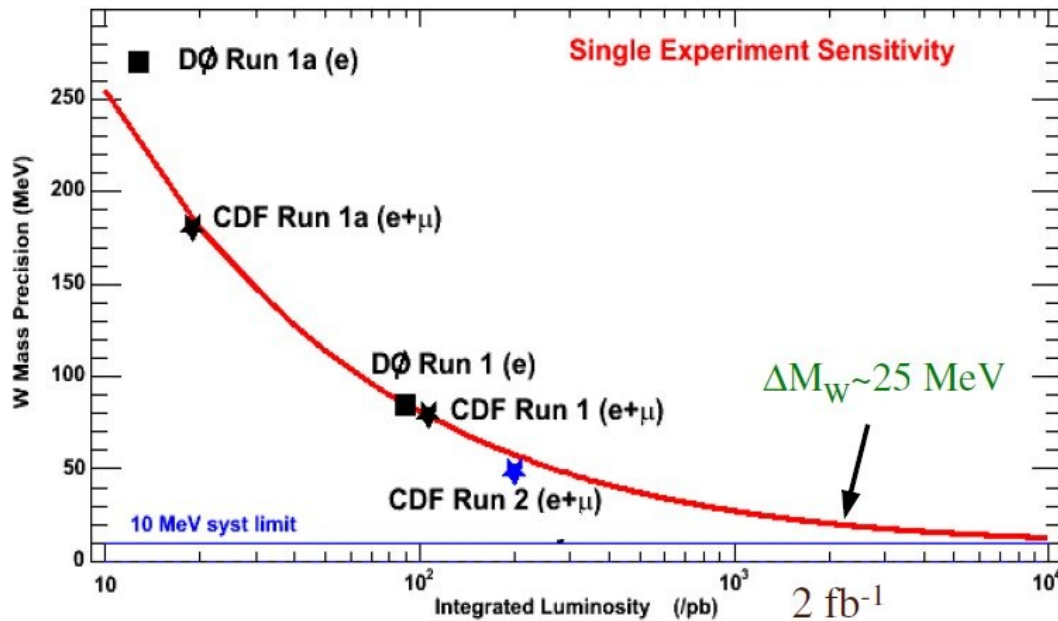
## CDF

- $80413 \pm 48 \text{ MeV}$  janvier 2007  $0.2 \text{ fb}^{-1}$
- Prospects:  $\Delta M \sim 25 \text{ MeV}$  avec  $2.4 \text{ fb}^{-1}$

CDF II preliminary

$L = 200 \text{ pb}^{-1}$

$m_T$ Uncertainty [MeV]	Electrons	Muons	Common
Lepton Scale	30	17	17
Lepton Resolution	9	3	0
Recoil Scale	9	9	9
Recoil Resolution	7	7	7
$u_{  }$ Efficiency	3	1	0
Lepton Removal	8	5	5
Backgrounds	8	9	0
$p_T(W)$	3	3	3
PDF	11	11	11
QED	11	12	11
Total Systematic	39	27	26
Statistical	48	54	0
Total	62	60	26

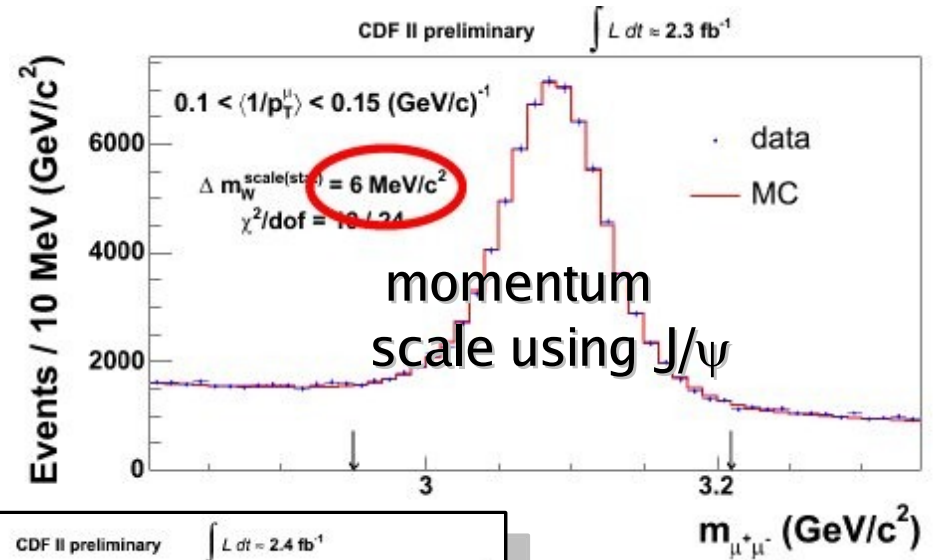


NB:  
moyenne mondiale actuelle  
LEP+TeV =>  $\Delta M_W = 25 \text{ MeV}$

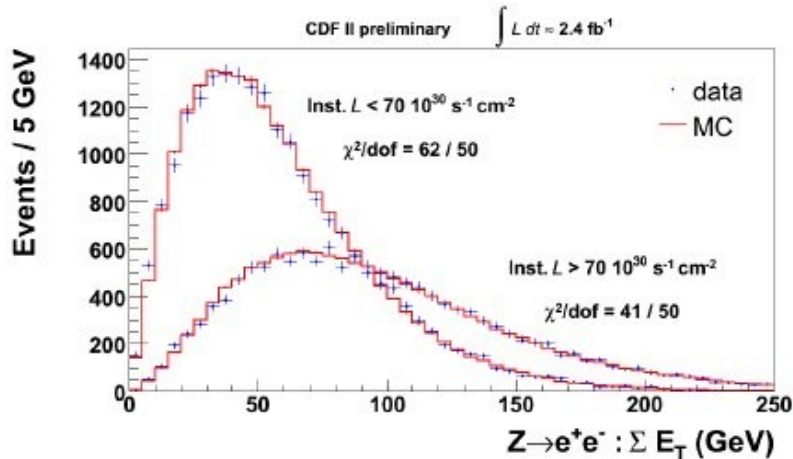
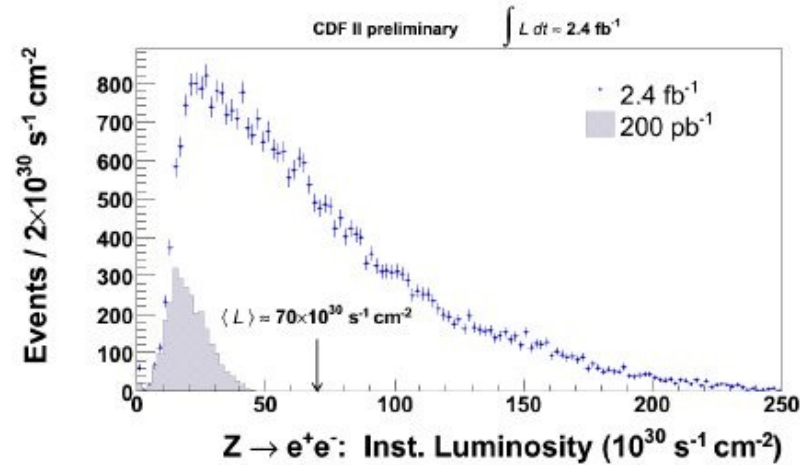
# W mass à CDF

objectif  $\Delta M \sim 25 \text{ MeV}$  avec  $2.4 \text{ fb}^{-1}$   
 ok pour la stat et le momentum scale

MAIS



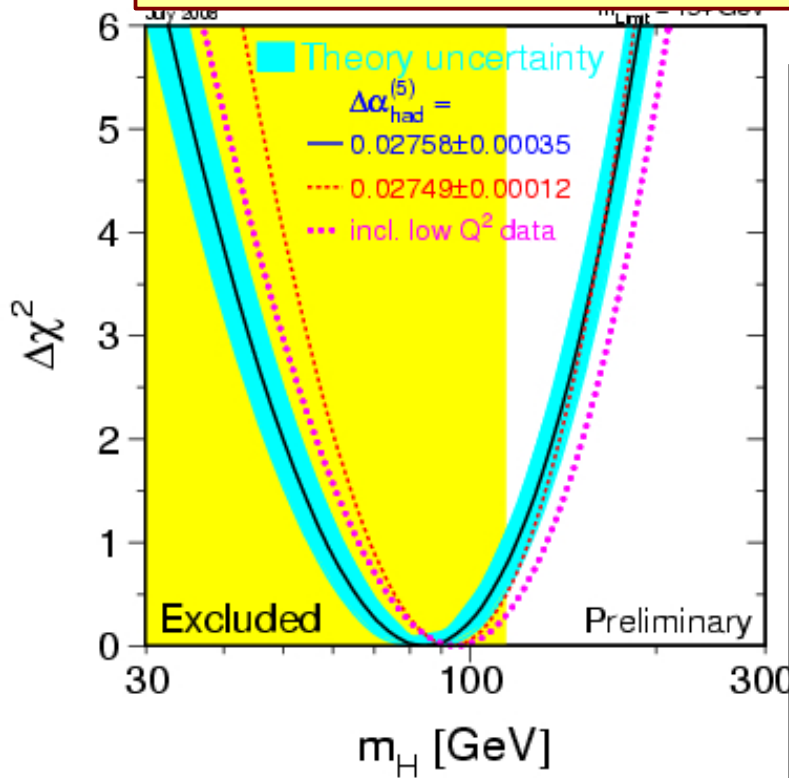
New challenge: higher instantaneous luminosities and larger spread



Understanding energy deposits in calorimeter (affect missing  $E_T$  determination through hadronic recoil)



# Fit electrofaible



$$m_H = 84^{+34}_{-26} \text{ GeV} < 154 \text{ GeV @ 95\% cl}$$

what if ?

today

$$m_H = 84^{+34}_{-26} \text{ GeV} < 154 \text{ GeV @ 95\% cl}$$

**A**  $\delta M_t$  1.2 → 1.0 GeV

$$m_H = 84^{+34}_{-26} \text{ GeV} < 153 \text{ GeV @ 95\% cl}$$

**B**  $\delta M_W$  25 → 15 MeV

$$m_H = 71^{+25}_{-20} \text{ GeV} < 119 \text{ GeV @ 95\% cl}$$

**C** for both A and B

$$m_H = 71^{+24}_{-19} \text{ GeV} < 117 \text{ GeV @ 95\% cl}$$

assumes central values unchanged

maybe possible with Tevatron

also important to reduce error on  $\Delta\alpha_{\text{had}}^{(5)}(M_Z)$

**Conclusions :**

Mesure du W au Tevatron très attendu

Mesure de  $\Delta\alpha$  à améliorer

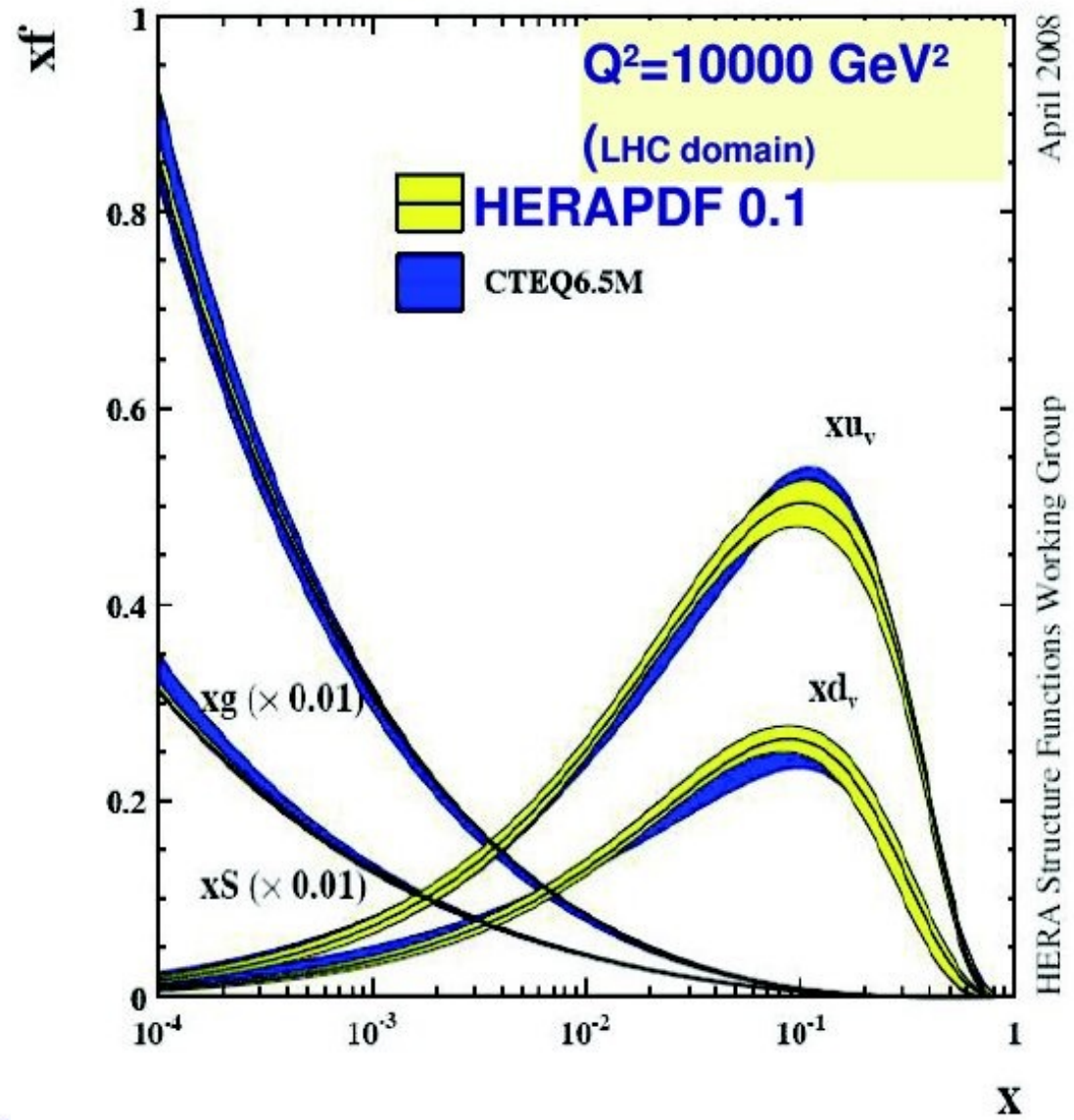
## modeling QCD



# PDF from Hera

Combinaison des données Zeus + H1

H1 and ZEUS Combined PDF Fit



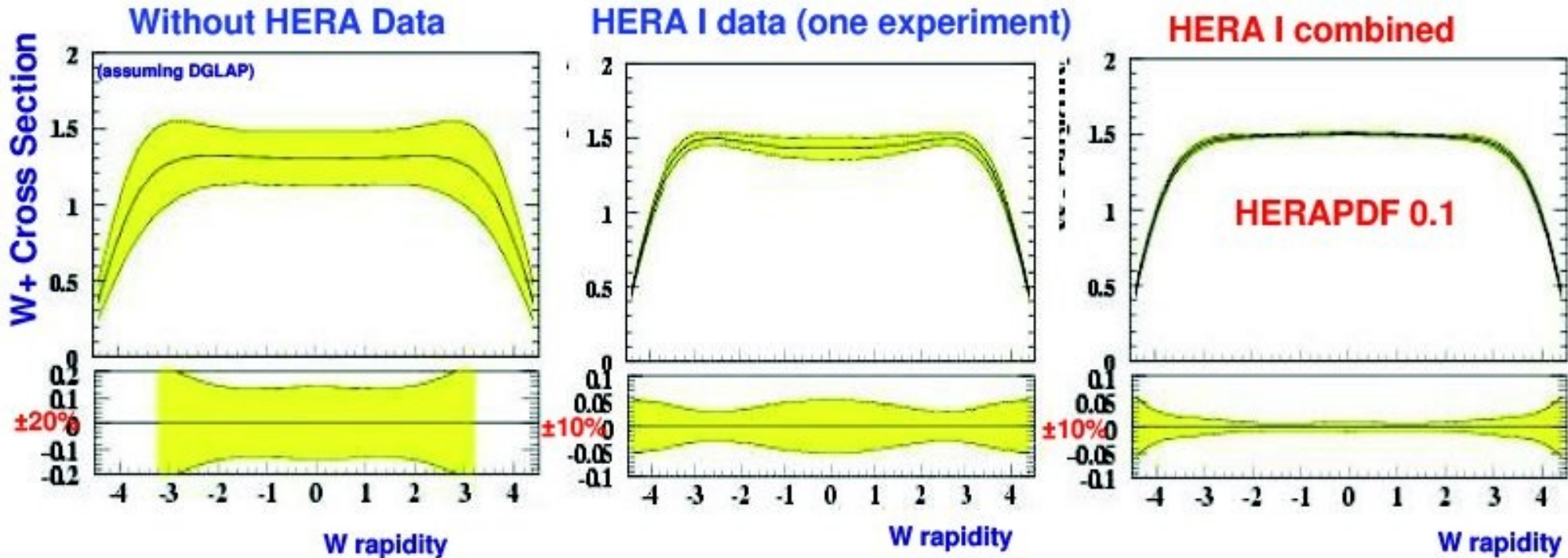
Improvement most notably at low  $x$

The data precision is driving the improvement

Treatment of errors and parametrisation issues

## Predictions for W/Z boson production at LHC

A.Cooper-Sarkar and E.Perez



Only the fit uncertainty shown here, no model variations

The step in experimental precision is significant  $\sim 2\%$

More HERA data to be included:

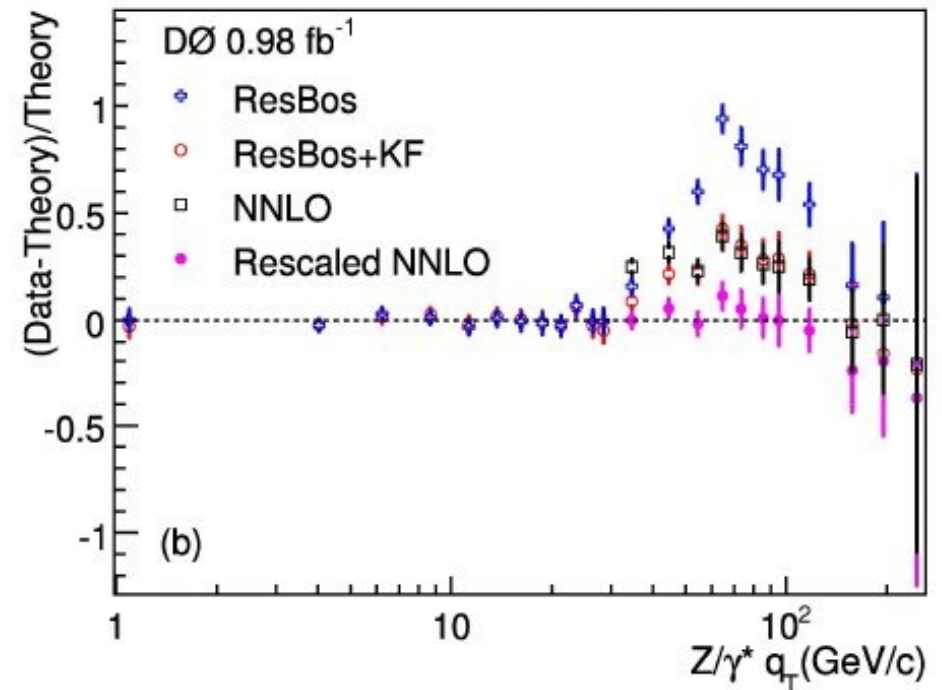
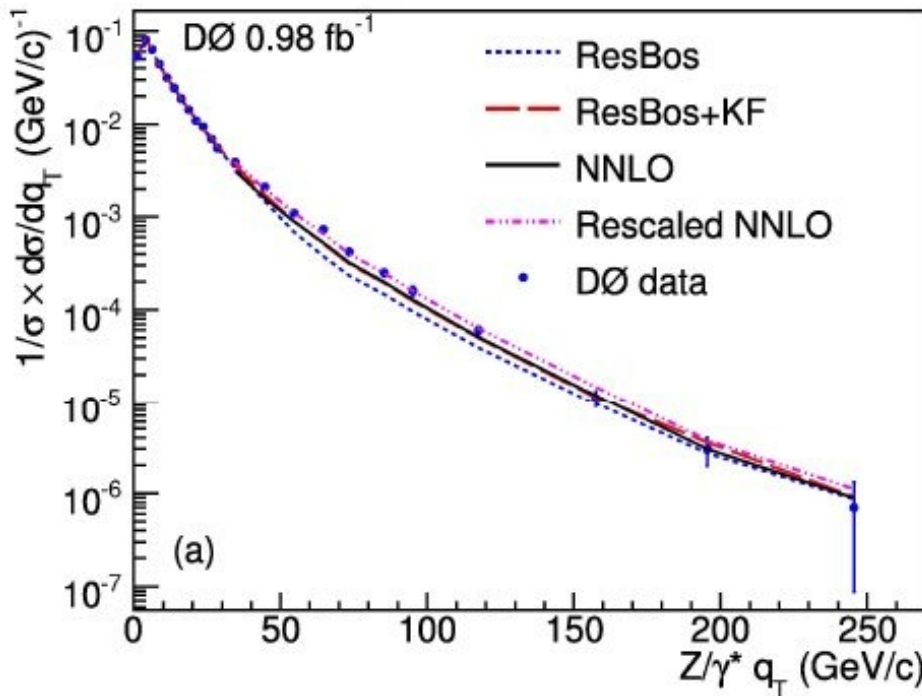
low  $Q^2$ , HERA II data high  $x/Q^2$ , jets => ultimate precision



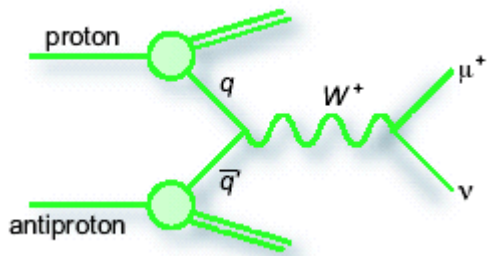
# DØ: $Z p_T$ Distribution Comparison with NNLO

Above 30 GeV  $Z p_T$  distribution perturbative calculations describe the data better than the form factor approach used in the Resbos generator

NNLO calculation describes the shape, but not the normalization (rescale cross section by 25%)

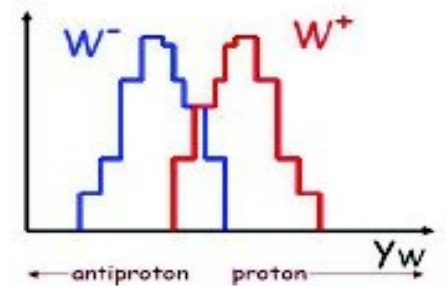


PRL 100, 102002 (2008)



# W asymmetry at Tevatron

$d\bar{u} \rightarrow W^-$     $u\bar{d} \rightarrow W^+$

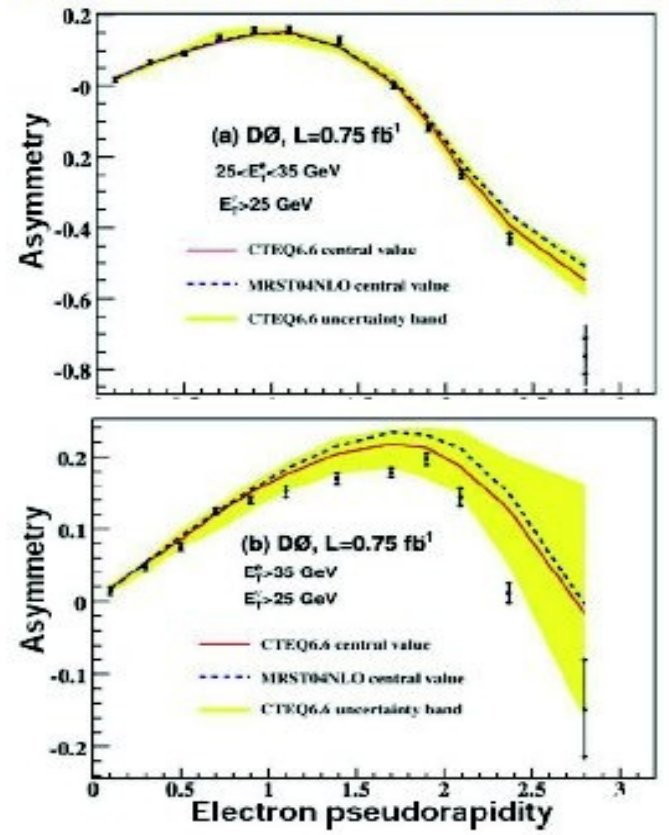


$$A_W(y) = \frac{\sigma^{W^+} - \sigma^{W^-}}{\sigma^{W^+} + \sigma^{W^-}} \sim \frac{d}{u}$$

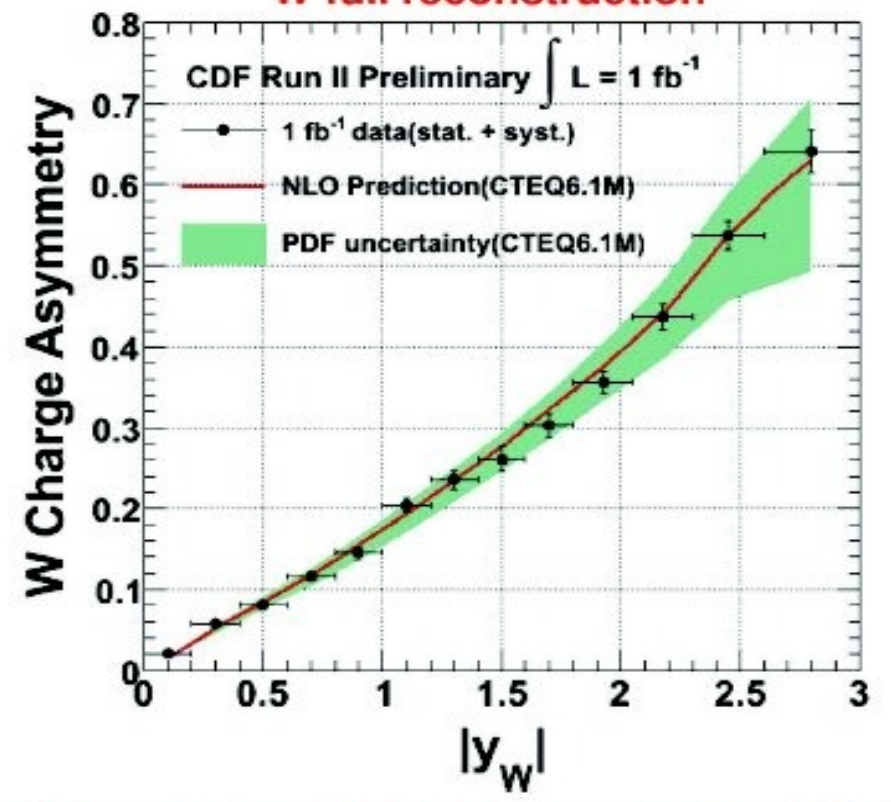
$$Q^2 = M_W^2 \quad x = \frac{M_W}{\sqrt{s}} e^{y_W}$$

$$0.002 < x < 0.8(1)$$

## Use charged leptons (2 $E_T$ bins)



## W full reconstruction

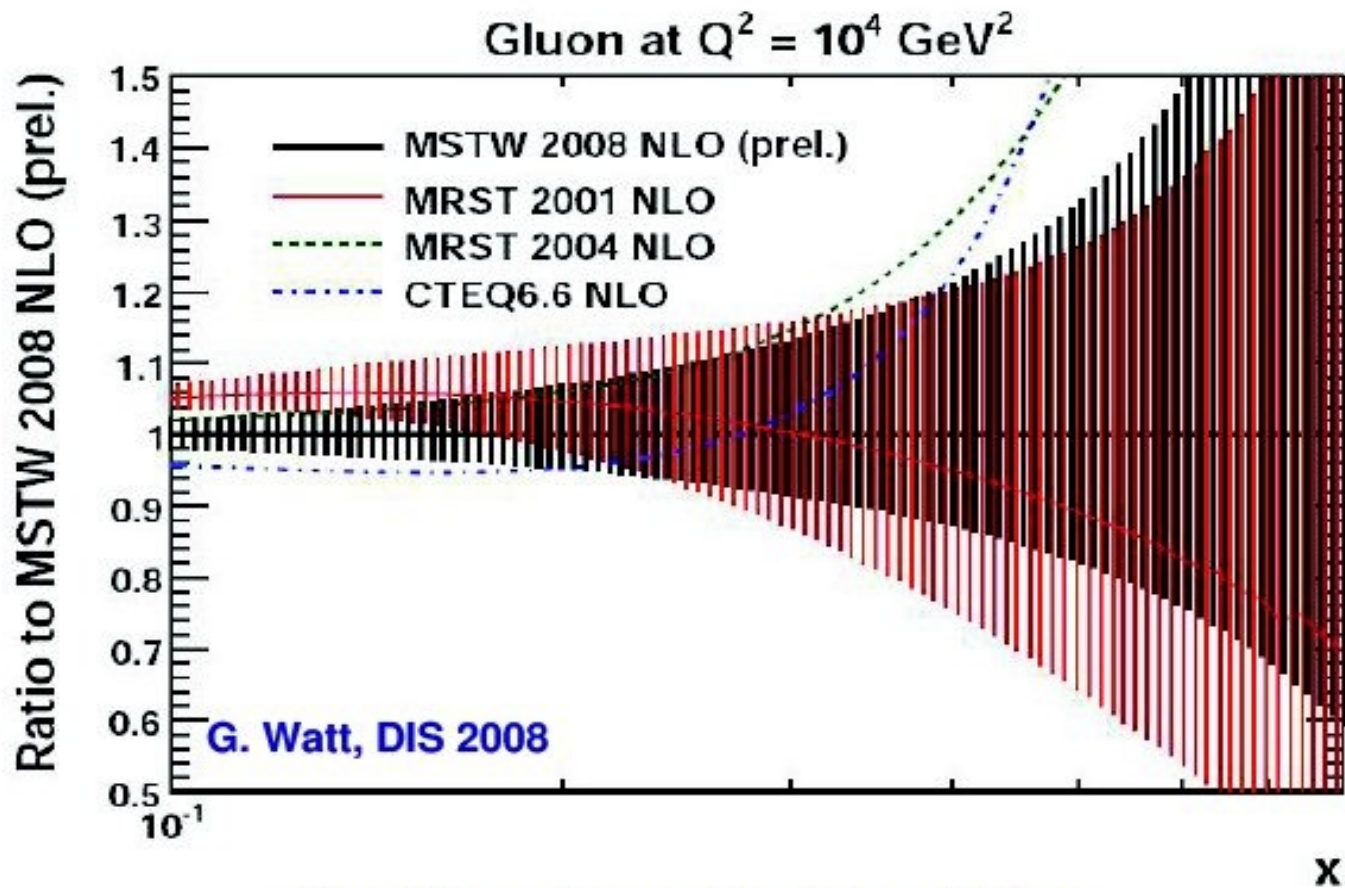


Expect to improve PDFs improvements at high x



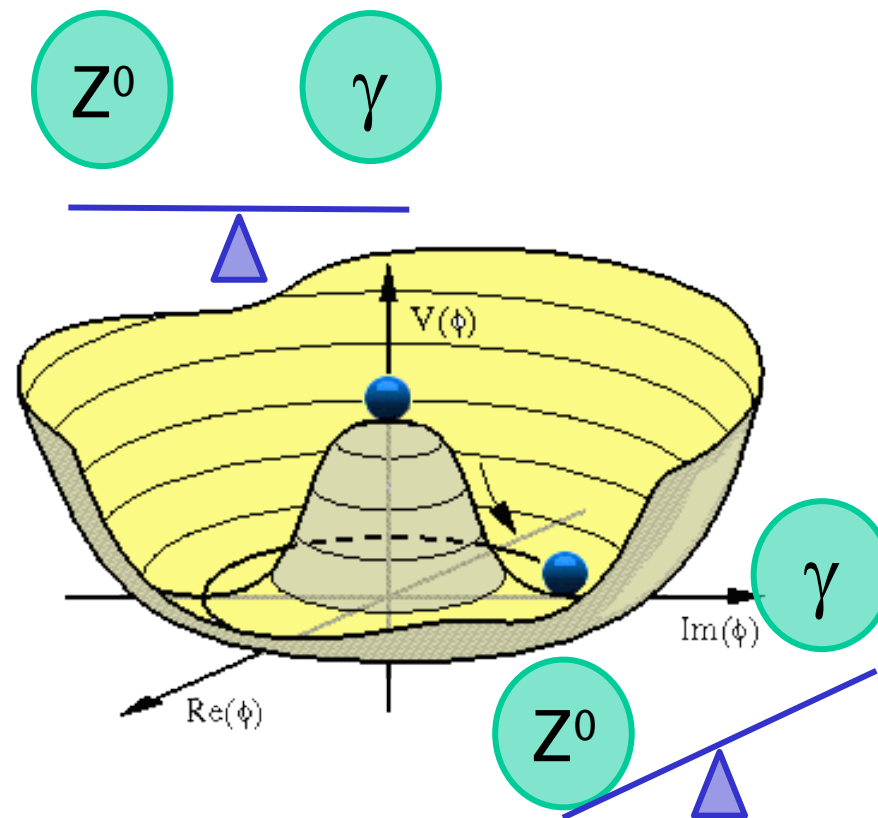
## The gluon at high x

MSTW 2008 analysis (including CDF and D0 run II data jets, W/Z asymmetries)



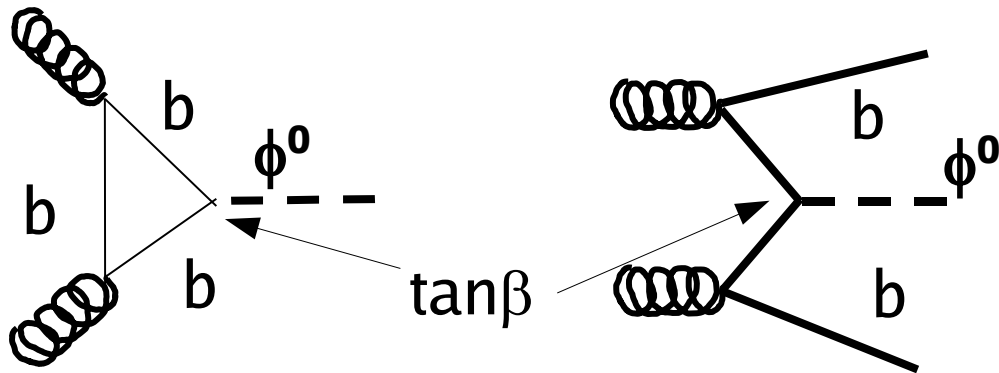
New data prefer smaller gluon at high x

# HIGGS



# SUSY Higgs at large $\tan(\beta)$

- In MSSM 2 Higgs doublets
  - $\tan\beta = v_2/v_1$  ratio of vev's
  - 5 Higgs : 3 neutral (h,H,A) and 2 charged ( $H^+, H^-$ )
- At large  $\tan(\beta)$  : 2 neutral  $\sim$ degenerated in mass with coupling  $\sim \tan(\beta)$
- cross-section enhanced by  $\tan^2\beta$  wrt SM
  - decays to  $b\bar{b}$  (90%) or  $\tau^+\tau^-$  ( $\sim 10\%$ )



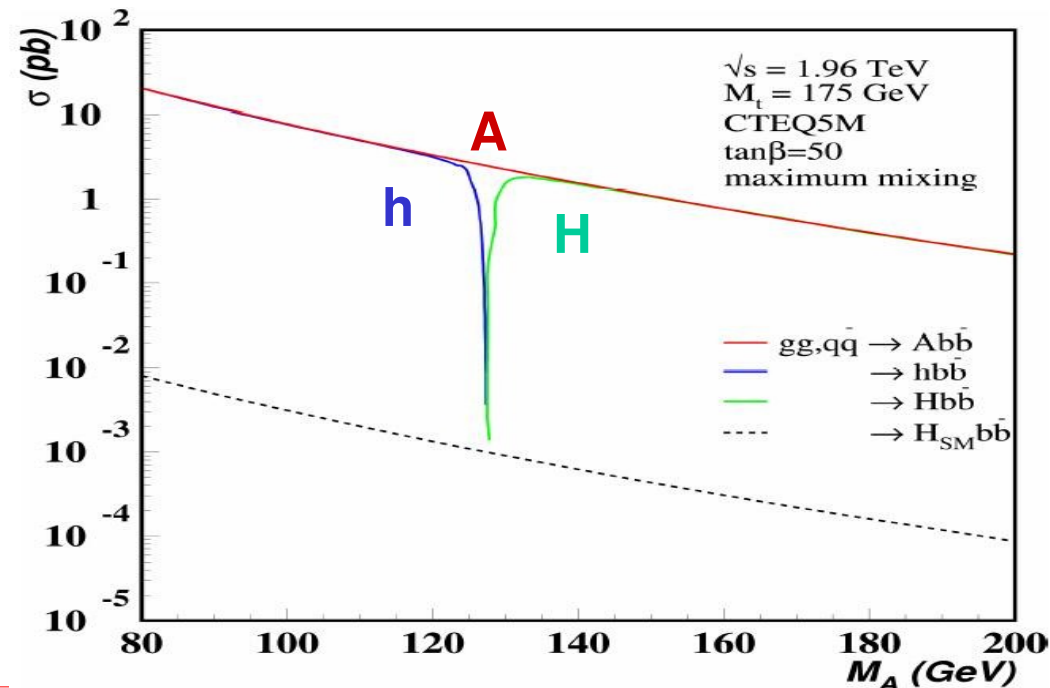
channel:

$\tau^+\tau^-$

channels:

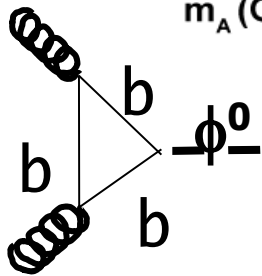
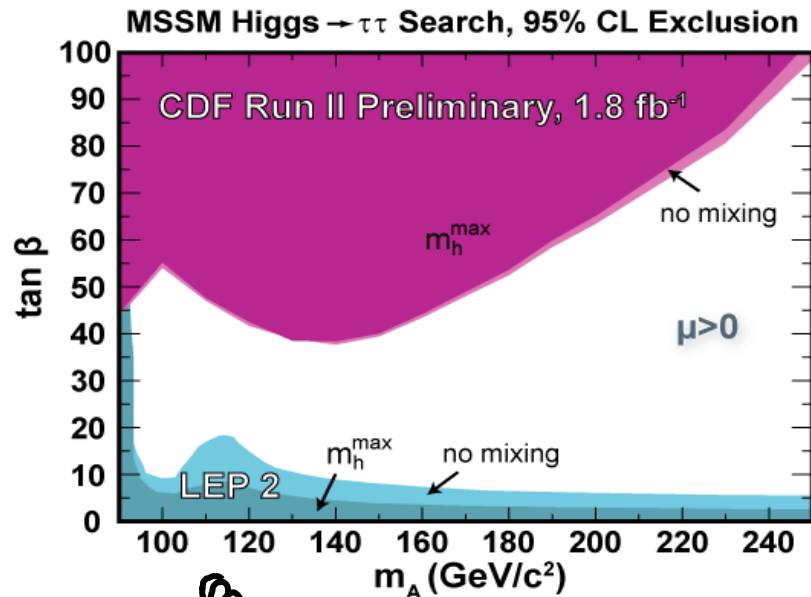
$b\bar{b}b\bar{b}$

$b\bar{b}\tau^+\tau^-$



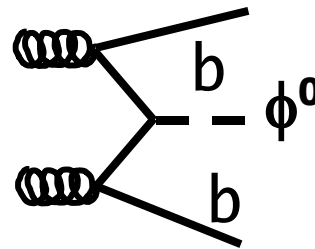


# SUSY Higgs à grand tan(beta)



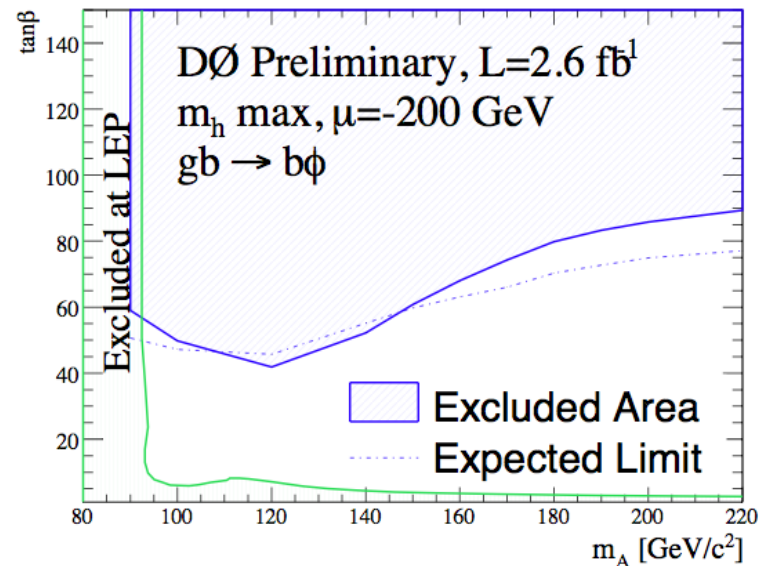
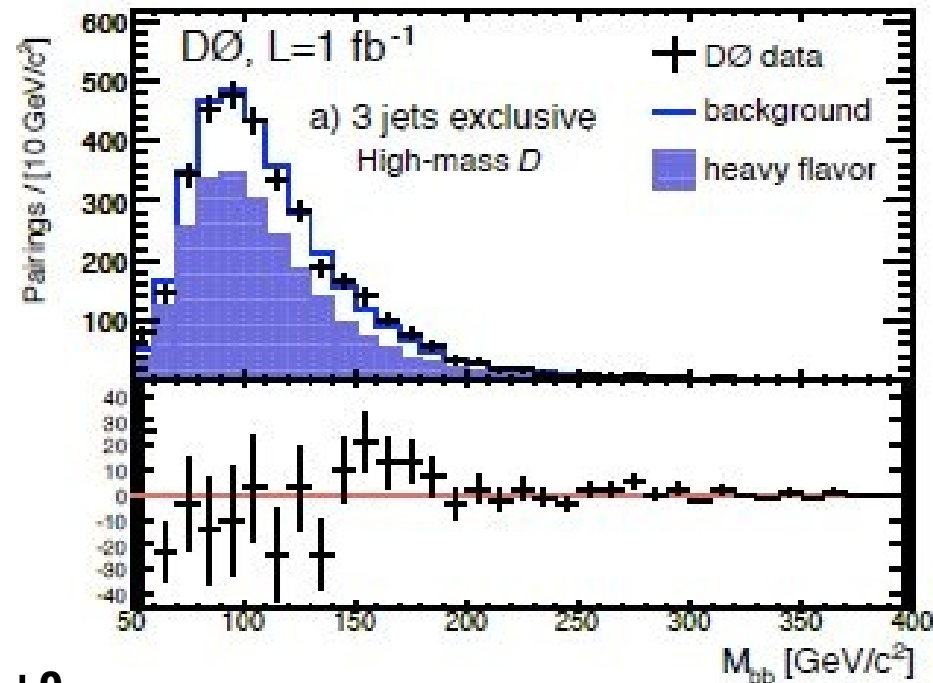
channel:

$\tau^+\tau^-$



channels:

$b\bar{b}b\bar{b}$



- Commence à exclure des zones intéressantes:  
 $\tan(\beta) \sim 40 \sim M_b / M_{\text{top}}$

# La physique du B à la recherche du Higgs

- Implementation of 2HDM (Type-II) as first extension of SM
- 2HDM (Type-II)
  - additional Higgs doublet
  - one doublet couples to u-type, one doublet couples to d-type quarks
  - 6 free parameters  $\rightarrow M_{H^\pm}, M_{A0}, M_{H0}, M_h, \tan\beta, |\alpha|$
- so far: only looked at processes sensitive to charged Higgs
  - $\rightarrow M_{H^\pm}, \tan\beta$

observable	input value	exp. ref	calculation
$R_b^0$	$0.21629 \pm 0.00066$	[ADLO, Phys. Rept.427, 257 (2006)]	[H. E. Haber and H. E. Logan, Phys. Rev. D62, 015011 (2000)]
$BR(B \rightarrow X_s \gamma)$	$(3.52 \pm 0.23 \pm 0.09) \cdot 10^{-4}$	[HFAG, latest update]	[M. Misiak et al., Phys. Rev. Lett. 98, 022002 (2007)]
$BR(B \rightarrow \tau \nu)$	$(1.41 \pm 0.43) \cdot 10^{-4}$	[HFAG, latest update]	[W. S. Hou, Phys. Rev. D48, 2342 (1993)]
$BR(B \rightarrow \mu \nu)$	$> 1.7 \cdot 10^{-6}$ at 90% CL	[HFAG, arXiv:0704.3575]	[W. S. Hou, Phys. Rev. D48, 2342 (1993)]
$BR(K \rightarrow \mu \nu) / BR(\pi \rightarrow \mu \nu)$	$1.004 \pm 0.007$	[FlaviaNet, arXiv:0801.1817]	[FlaviaNet, arXiv:0801.1817]
$BR(B \rightarrow D \tau \nu) / BR(B \rightarrow D e \nu)$	$0.416 \pm 0.117 \pm 0.052$	[Babar, Phys. Rev. Lett 100, 021801 (2008)]	[J. F. Kamenik and F. Mescia, arXiv:0802.3790]

# 2HDM fit: fit results

- Overlay of individual 95% CL excluded regions
  - assuming  $n_{\text{dof}}=1$  and 2-sided limits

- Combined fit:
  - excluded area depends on assumptions ( $n_{\text{dof}}=1, n_{\text{dof}}=2$ )
  - resolved by MC toy study
  - 2-sided limits
  - $\chi^2_{\text{min}}=2.3$  at  $M_H=850$  and  $\tan\beta=10$

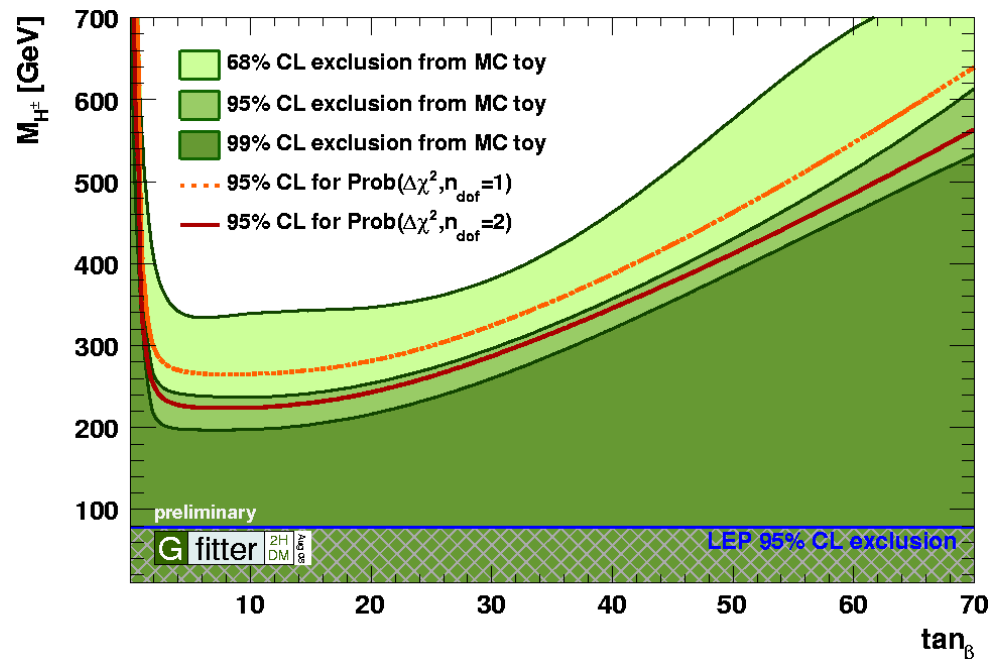
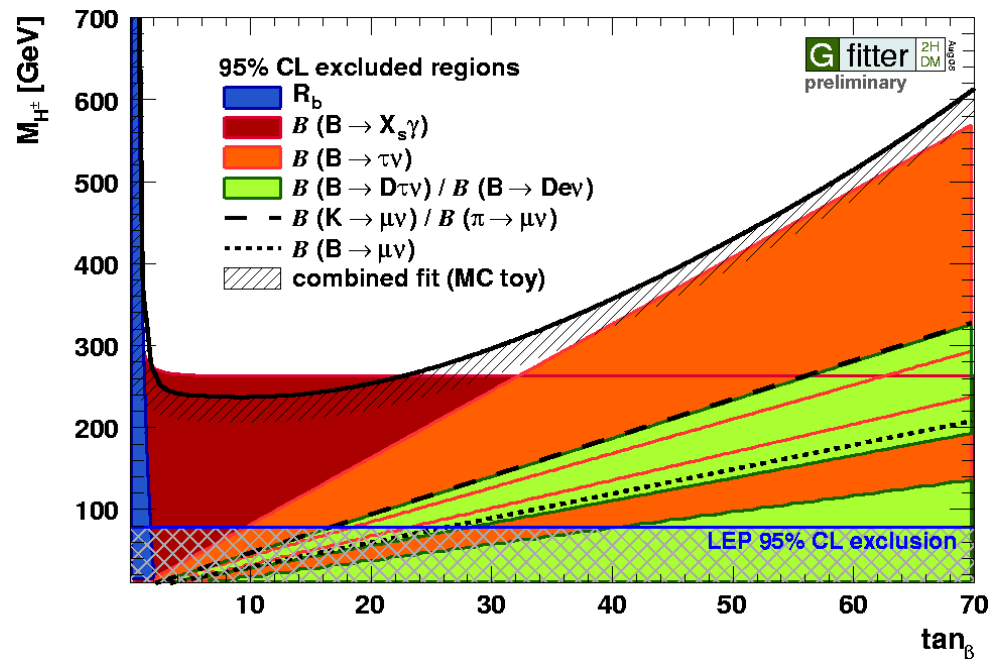
- Excluded at 95% CL:

➤ small  $\tan\beta$

➤ for all  $\tan\beta$

□  $M_H < 240 \text{ GeV}$

□  $M_H < (8.6 \tan\beta) \text{ GeV}$



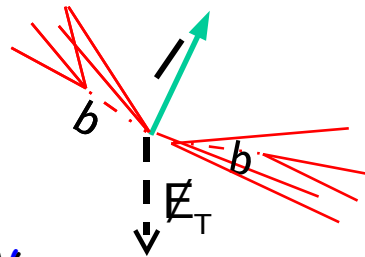


# Standard Model Higgs at the Tevatron: main channels

For  $M_H < 130 \text{ GeV}$

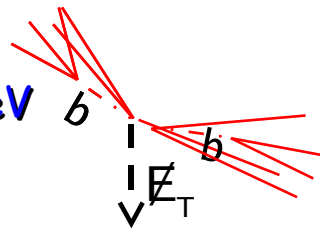
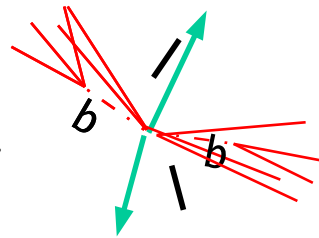
•  $pp \rightarrow WH \rightarrow Wbb$

- $e\nu bb, \mu\nu bb$ :
  - 2 b-jets  $\sim 40 \text{ GeV}$
  - 1 lepton  $\sim 40 \text{ GeV}$   $E_T \sim 40 \text{ GeV}$



•  $pp \rightarrow ZH \rightarrow Zbb$

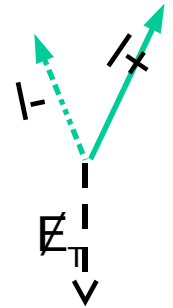
- $ee bb, \mu\mu bb$ 
  - 2 b-jets  $\sim 50 \text{ GeV}$
  - 2 leptons  $\sim 40 \text{ GeV}$
- $\nu\nu bb$ :
  - 2 b-jets  $\sim 50 \text{ GeV}$
  - $E_T \sim 60 \text{ GeV}$



For  $M_H > 130 \text{ GeV}$

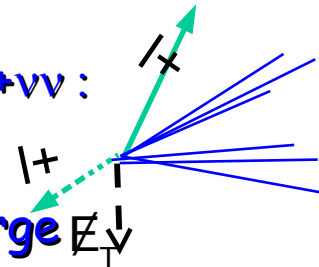
•  $gg \rightarrow H \rightarrow WW^*$

- $e\nu\nu, \mu\nu\nu, e\nu\mu$
- 2 leptons  $\sim 40 \text{ GeV}$
- $E_T \sim 60$ ,
- small  $\Delta\phi(l+, l-)$  (H is scalar)



•  $pp \rightarrow WH \rightarrow WWW^*$

- $ee+jj+\nu\nu, e\mu+jj+\nu\nu, \mu\mu+jj+\nu\nu$ :
  - $E_T \sim 40 \text{ GeV}$
  - 2 leptons of same charge



Analyses Higgs de plus en plus sophistiquées:

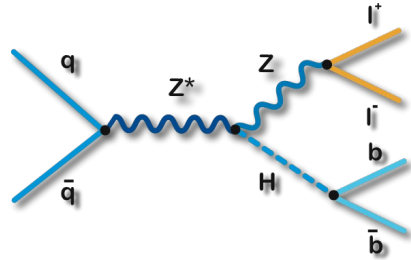

1. multivariate discriminant(s):

Neural Net, Decision Tree, Matrix Element

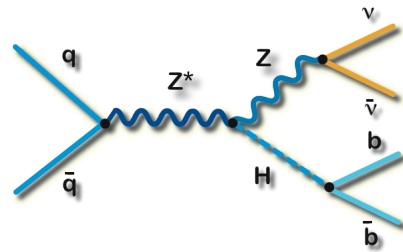
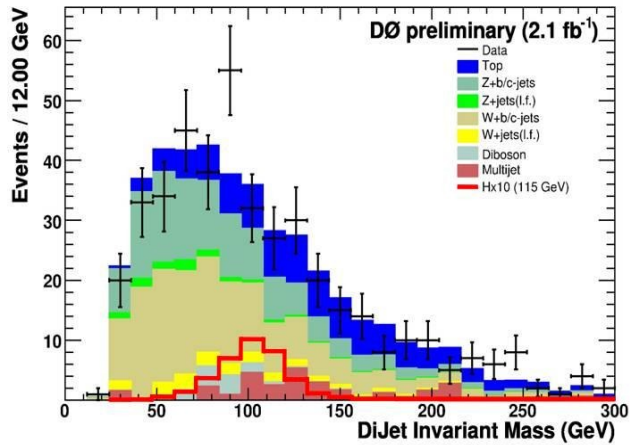
2. contenus en quarks b

3. multiplicités en jets

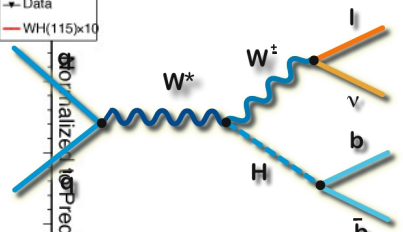
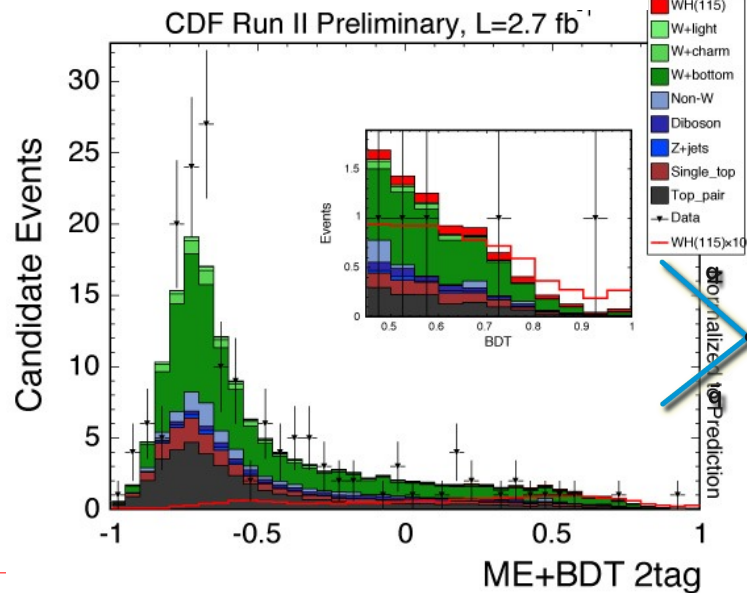
# Low Mass Higgs $M_H < 130 \text{ GeV}$



Analysis	Lum (fb <sup>-1</sup> )	Higgs Events	Exp. Limit	Obs. Limit
CDF NN	2.4	1.8	11.8	11.6
CDF ME(120)	2.0	1.4	15.2	11.8
DØ NN,BDT	2.3	2.0	12.3	11.0



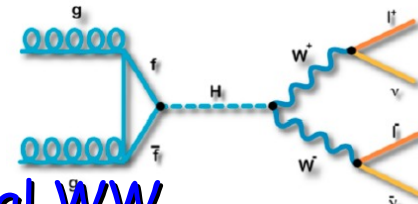
Analysis	Lum (fb <sup>-1</sup> )	Higgs Events	Exp. Limit	Obs. Limit
CDF NN	2.1	7.3	6.3	7.9
DØ BDT	2.1	3.7	8.4	7.5



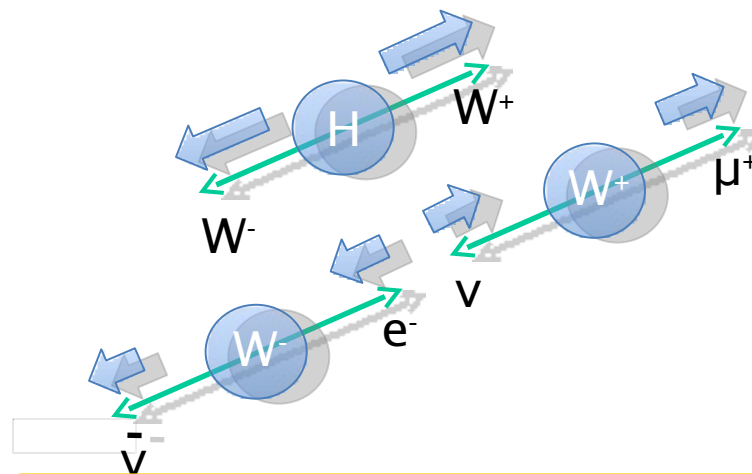
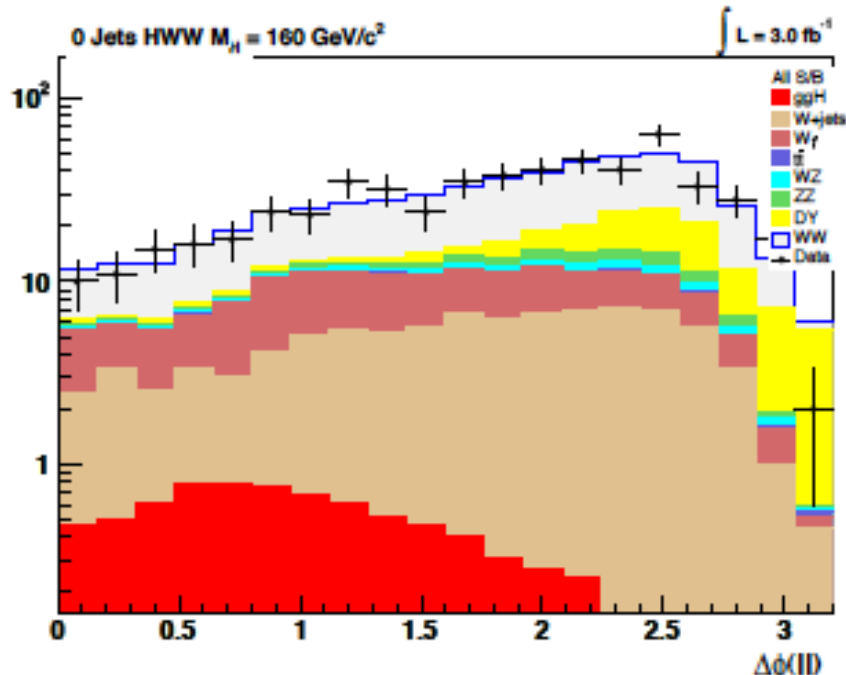
Analysis	Lum (fb <sup>-1</sup> )	Higgs Events	Exp. Limit	Obs. Limit
CDF NN	2.7	8.3	5.8	5.0
CDF ME+BDT	2.7	7.8	5.6	5.7
DØ NN	1.7	7.5	8.5	9.3

**NB: limit =  $\sigma(\text{excluded @95\%}) / \sigma(\text{SM})$**

# High mass Higgs $M_H > 130 \text{ GeV}$

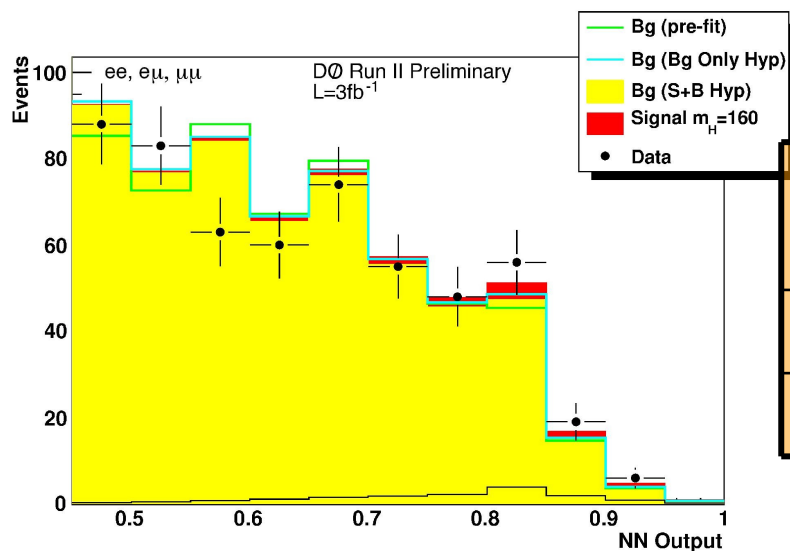


- Mise à jour avec le maximum de stat =  $3\text{fb}^{-1}$  du (golden) canal  $WW$



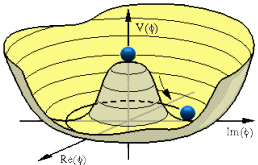
Spin correlation: Charged leptons go in the same direction

Both experiments Approaching SM sensitivity!



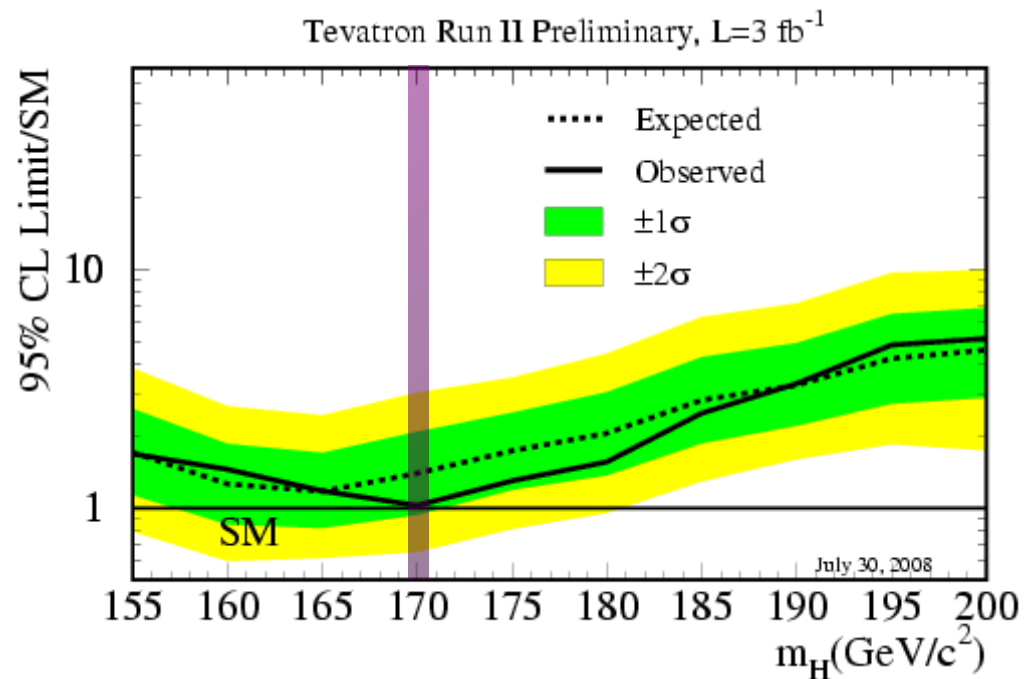
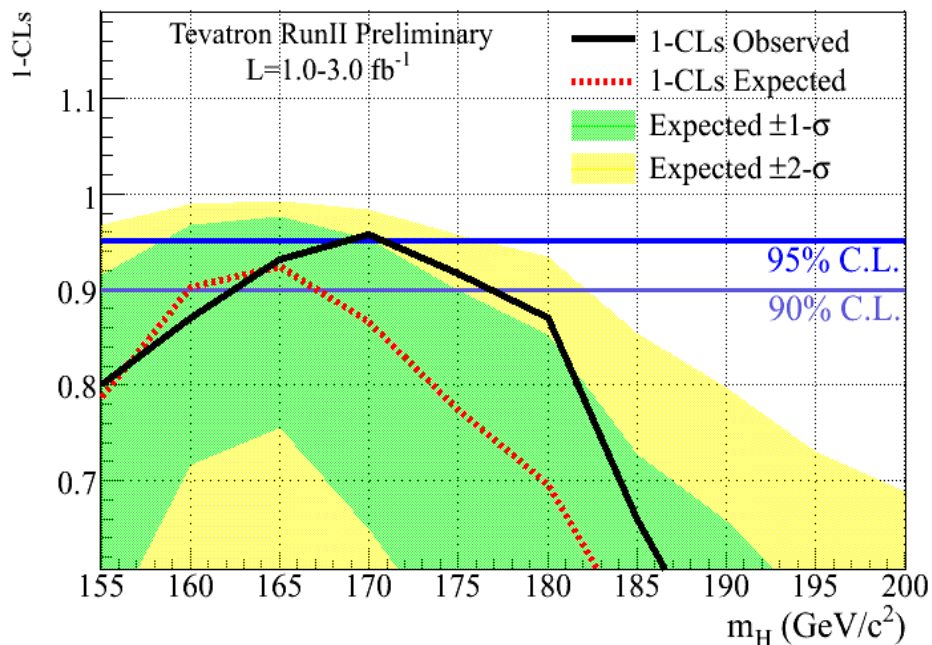
Analysis	Lum (fb <sup>-1</sup> )	Higgs Events	Exp. Limit	Obs. Limit
CDF ME+NN	3.0	17.2	1.6	1.6
DØ NN	3.0	15.6	1.9	2.0





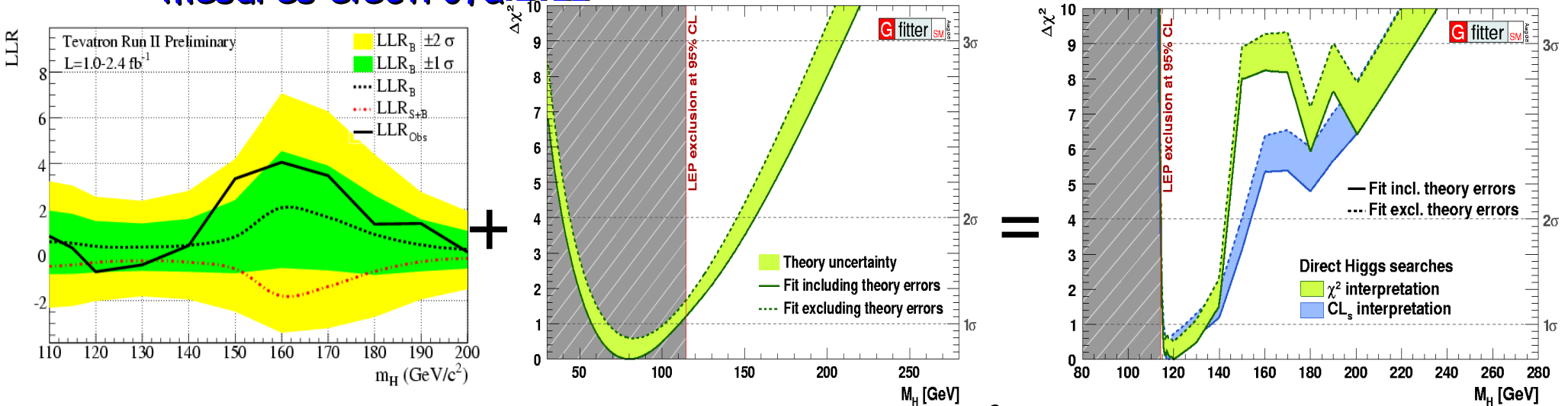
# Combinaison SM Higgs du Tevatron

- **Low mass combination difficult due to ~70 channels**
  - **Expected sensitivity of CDF/DØ combined:  $<3.0 \times \text{SM}$  @ 115 GeV**
- **seule la combinaison haute masse mise à jour:**
  - **Premiere fois que le Tevatron est sensible au Higgs standard.**
  - **Exclusion de la masse 170 GeV @95% CL, . Pas d'intervalle exclu.**
  - **A 90% CL exclusion de 163-177 GeV.**

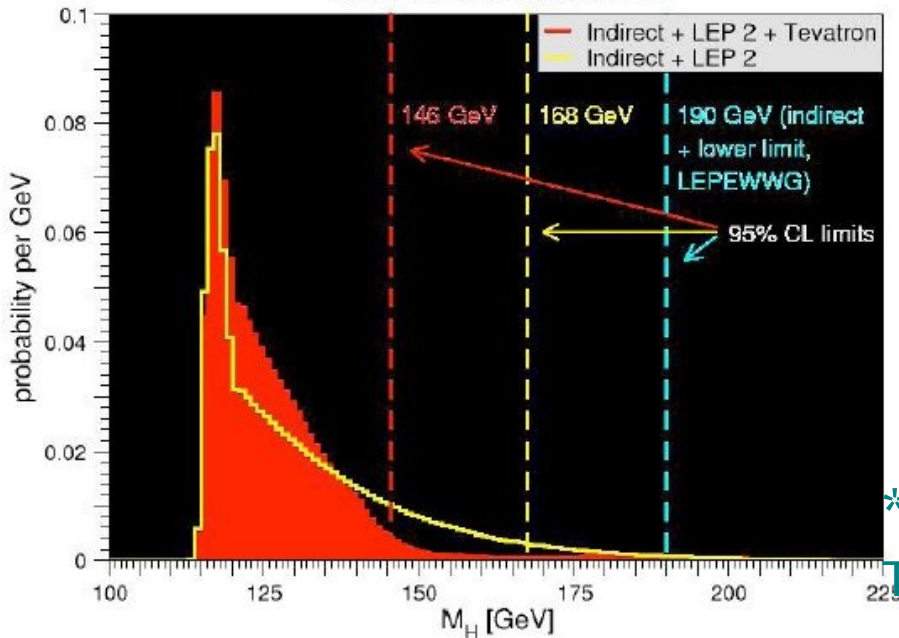


# Directe+indirecte

- La recherche directe de Higgs au TeVatron\* peut être combinée aux mesures électrofaibles



ICHEP 2008  
Impact of Tevatron Higgs Searches



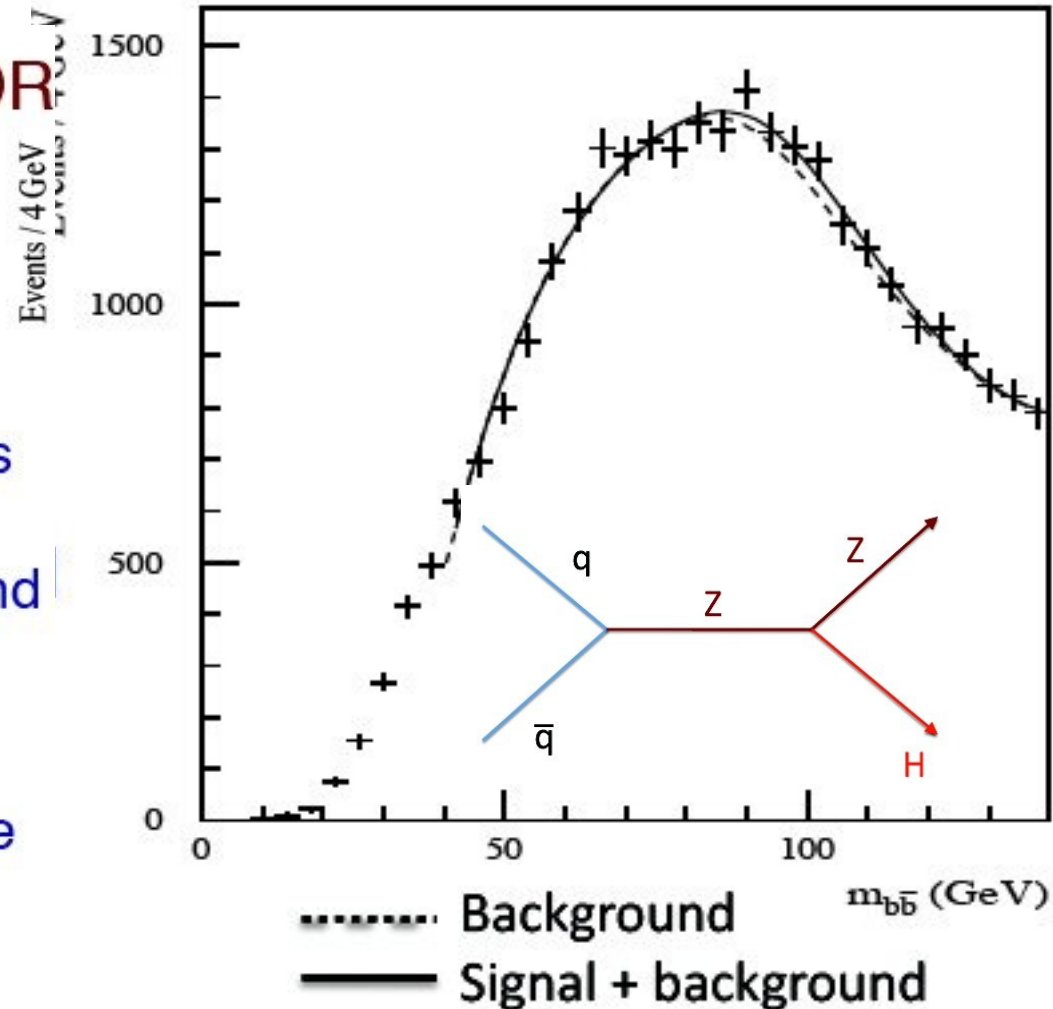
traduction en probabilité

- La recherche directe au TeVatron contraint les hautes masses.
- $M_H < 146 \text{ GeV @ 95% CL}$

\* résultats du Tevatron du printemps 2008

# H+Boson vecteur au LHC

- Example: ATLAS Physics TDR (1999)
  - Poor acceptance
  - Cuts introduce artificial mass scale into the background
  - Top anti-top has a similar mass scale
  - Large combinatorial background
- Signal swamped by backgrounds
  - “very difficult ... even under the most optimistic assumptions”



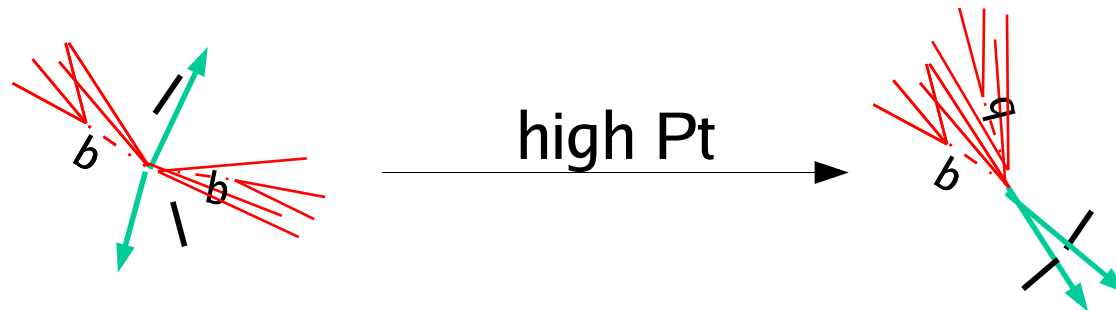


- **L'astuce**

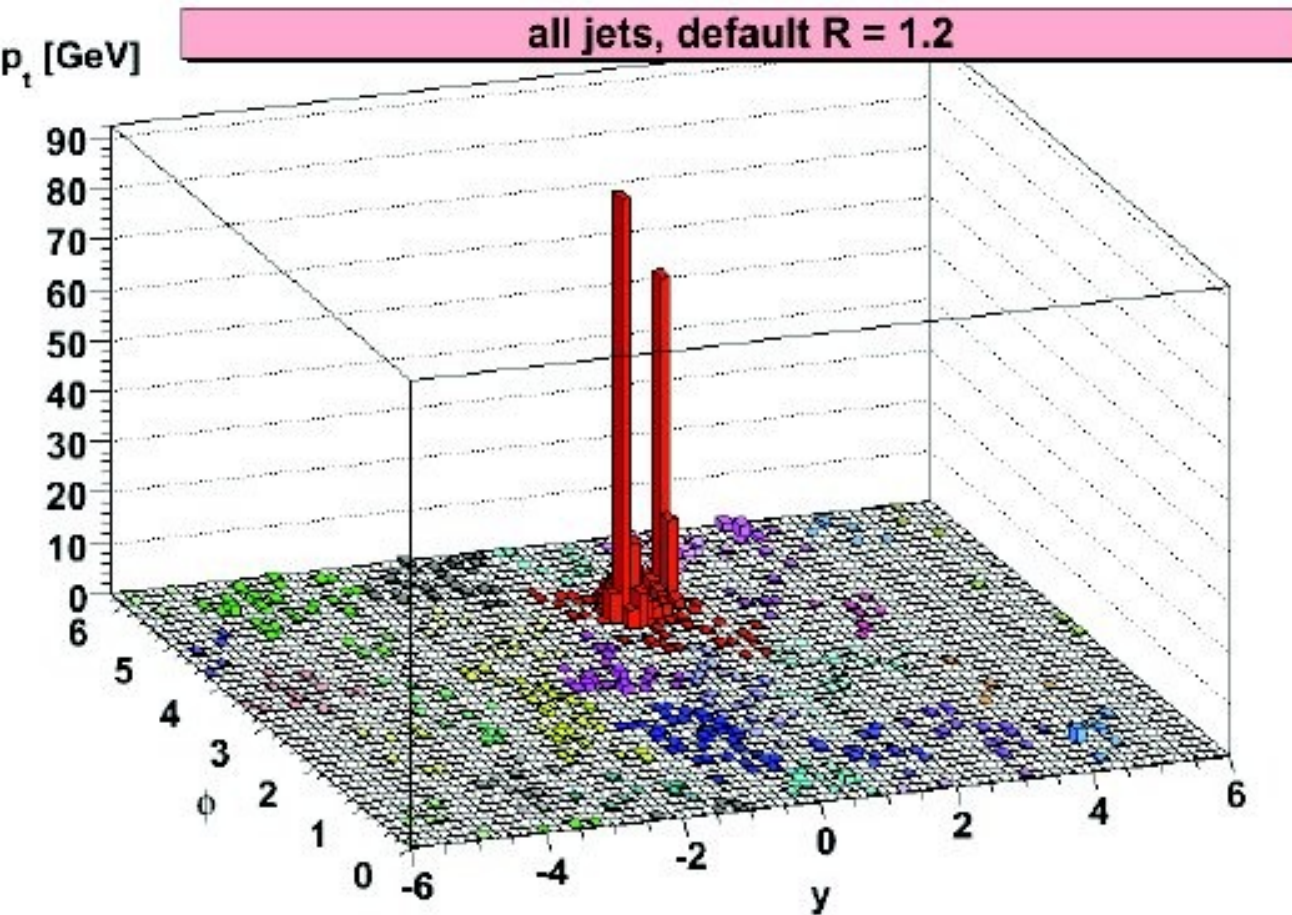
By requiring that the Higgs and Vector Boson have a high transverse momentum, we lose a factor of  $\sim 20$  in cross section

- However, much of this would have failed other analysis cuts anyway
- Background cross sections fall by a bigger factor (typically t-channel not s-channel)

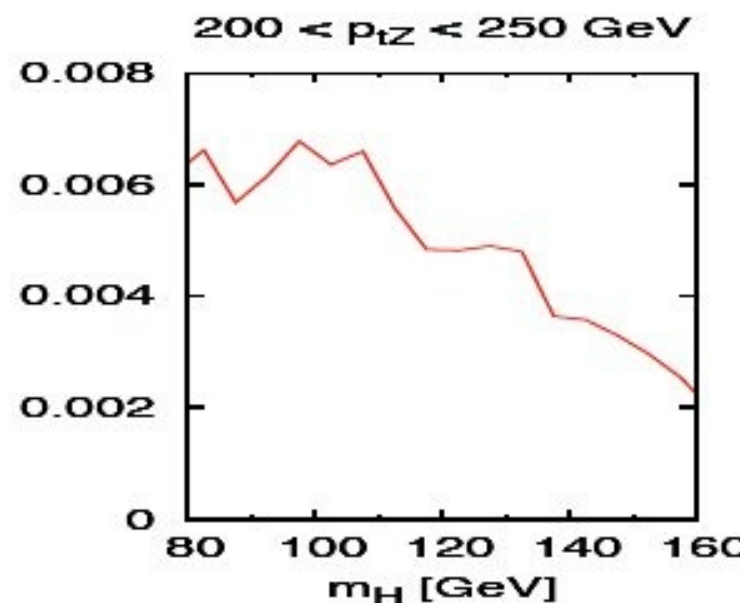
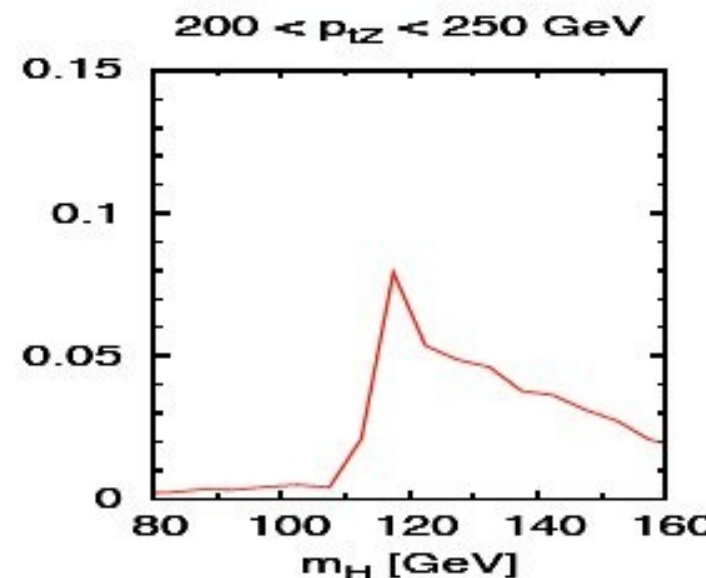
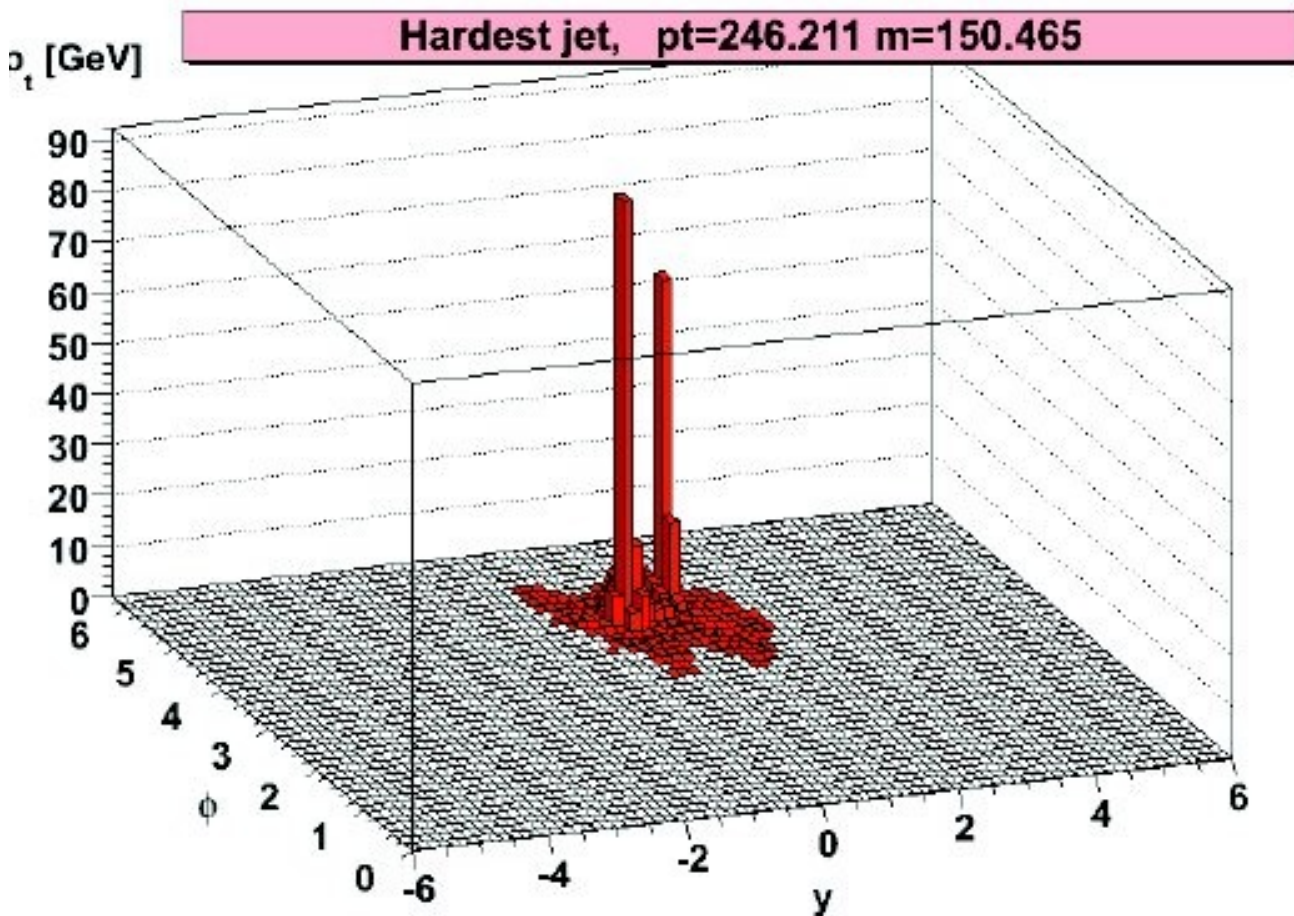
- **Le problème : La reconstruction standard ne voit qu'un seul jet**



# Improved subjet analysis

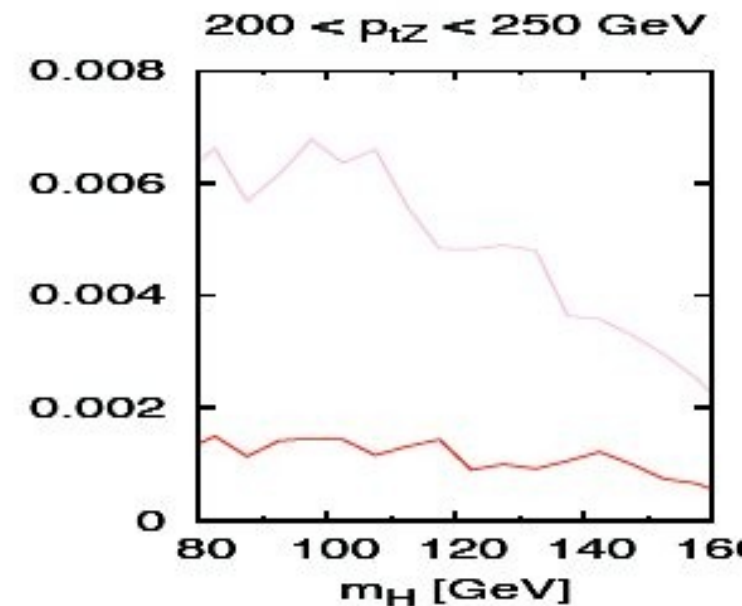
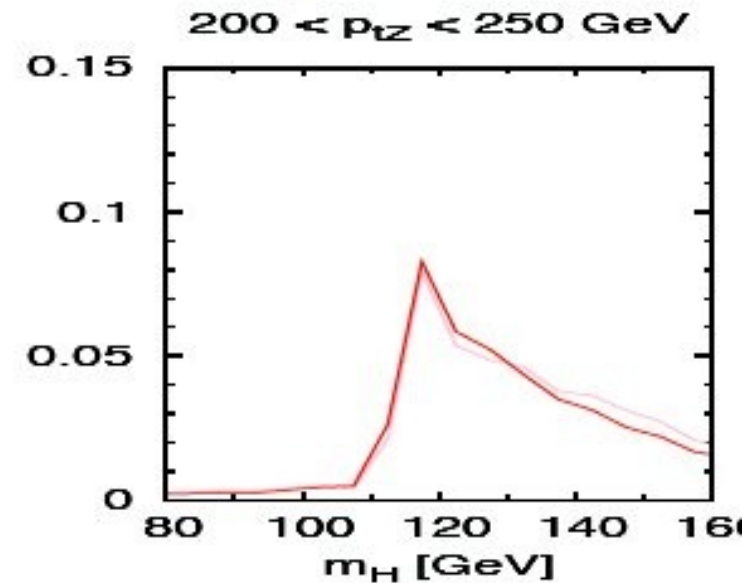
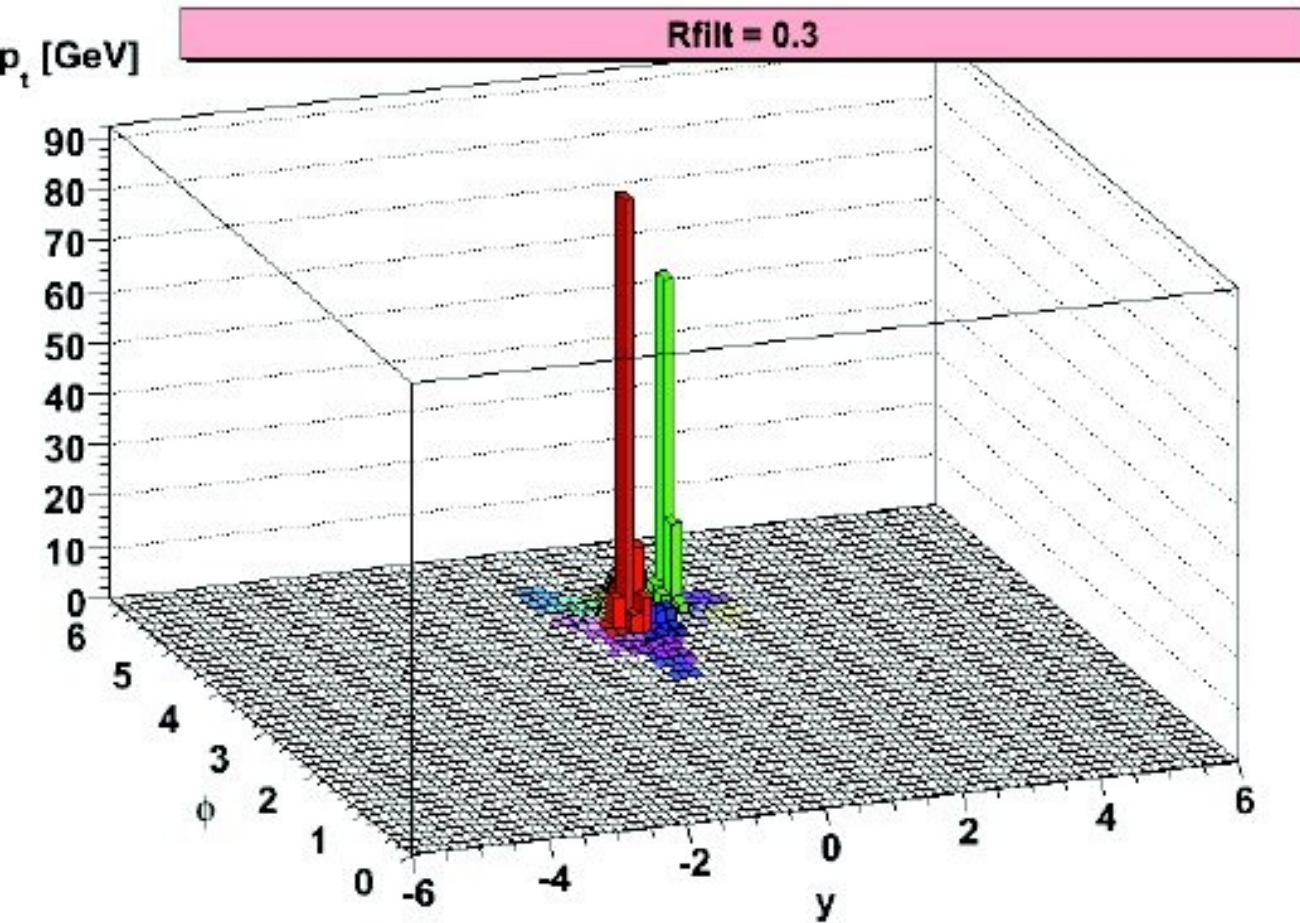


# Improved subjet analysis

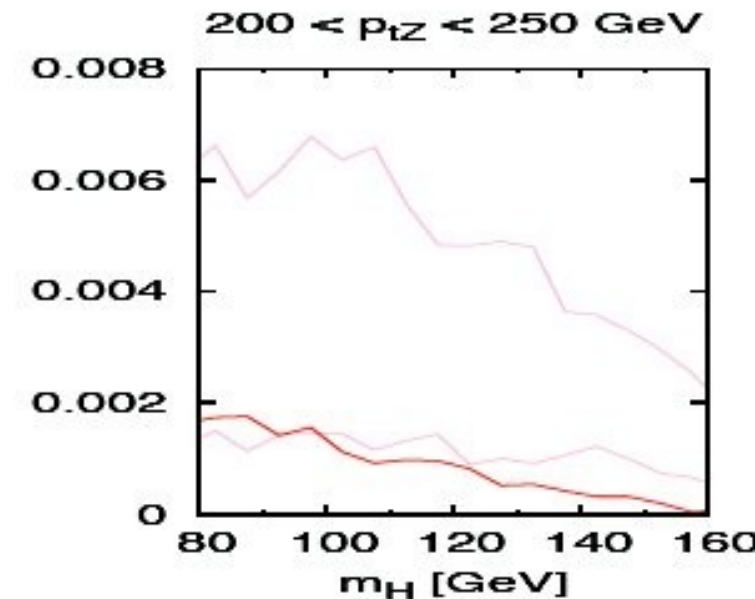
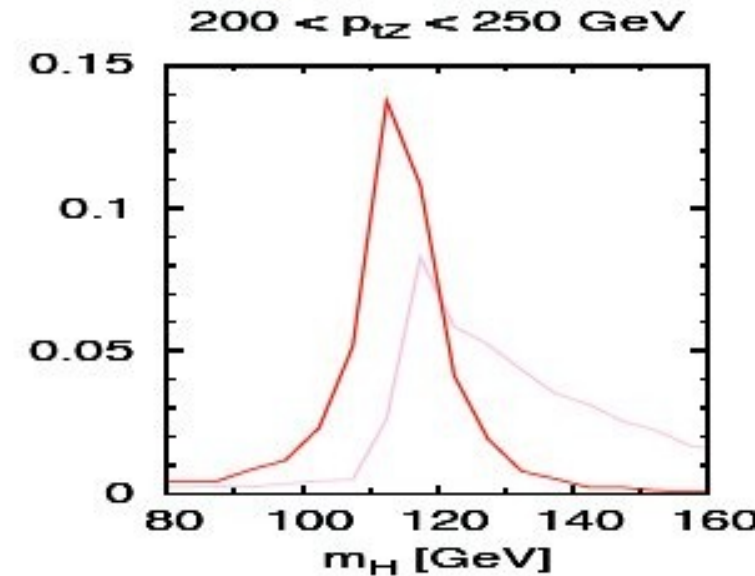
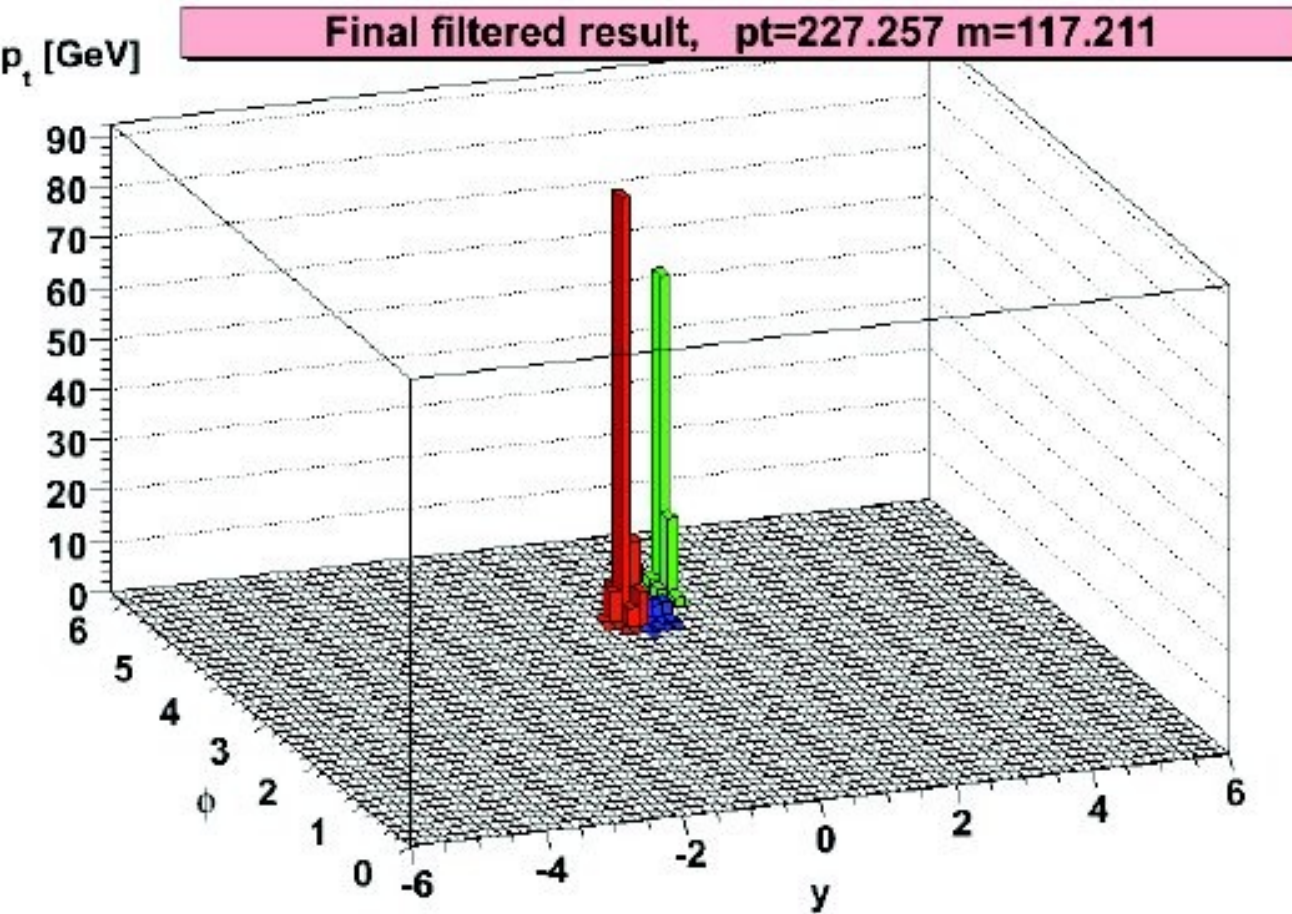




# Improved subjet analysis

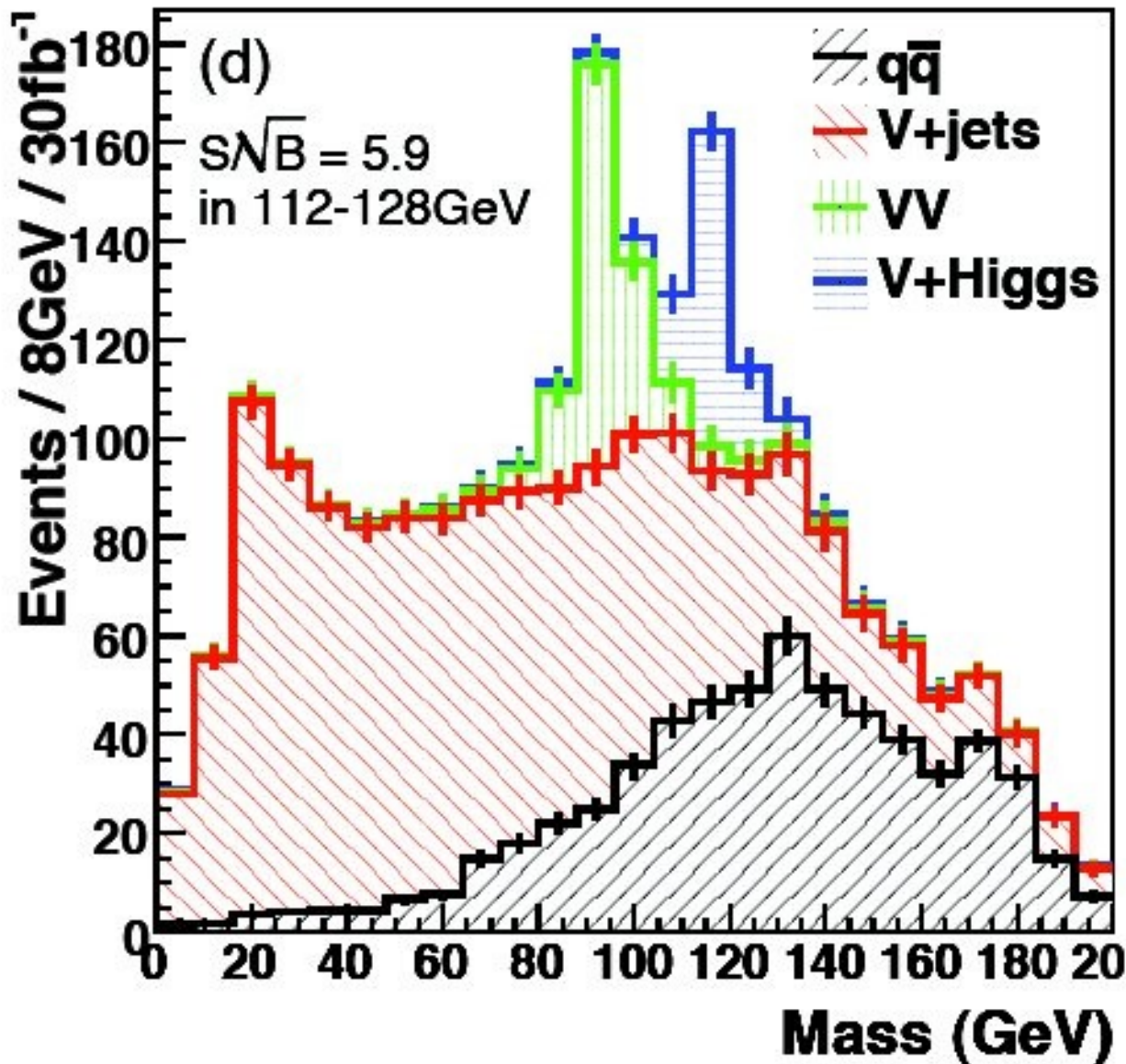


# Improved subjet analysis





# Combined result



- Note excellent Z peak for calibration
- 5.9  $\sigma$ ; potentially very competitive
- Also, unique information on relative coupling of H to Z and W.

sensibilité équivalente à  
VBF H- $\rightarrow$   $\tau\tau$



## Beyond SM

# Beyond the Standard Model...

## The Standard Model:

The Poincaré group

In a 4-dimensional space-time

$SU(3)_c \times SU(2)_L \times U(1)_Y$

The Higgs mechanism

Three generations of quarks and leptons

## Beyond the Standard Model:

Extend Poincaré  $\Rightarrow$  Supersymmetry  
and include gravitation (Supergravity)

Increase the number of space dimensions

Enlarge the gauge group  $\Rightarrow Z', W'$


Alternative EWSB mechanisms  
(TC, little Higgs, Higgsless)..

Relate quarks and leptons  $\Rightarrow$  Leptoquarks

Additional generations  
Excited quarks and leptons  
Compositeness...

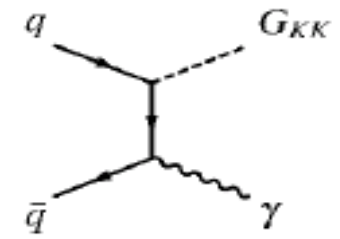
# Large Extra Dimensions (ADD):

- 2 to 7 large (sub mm) EDs
- gravity propagates freely in the bulk
- KK excitations cannot be resolved



$$M_{pl}^2 = 8\pi M_D^{n+2} R^n$$

## Monophoton signature

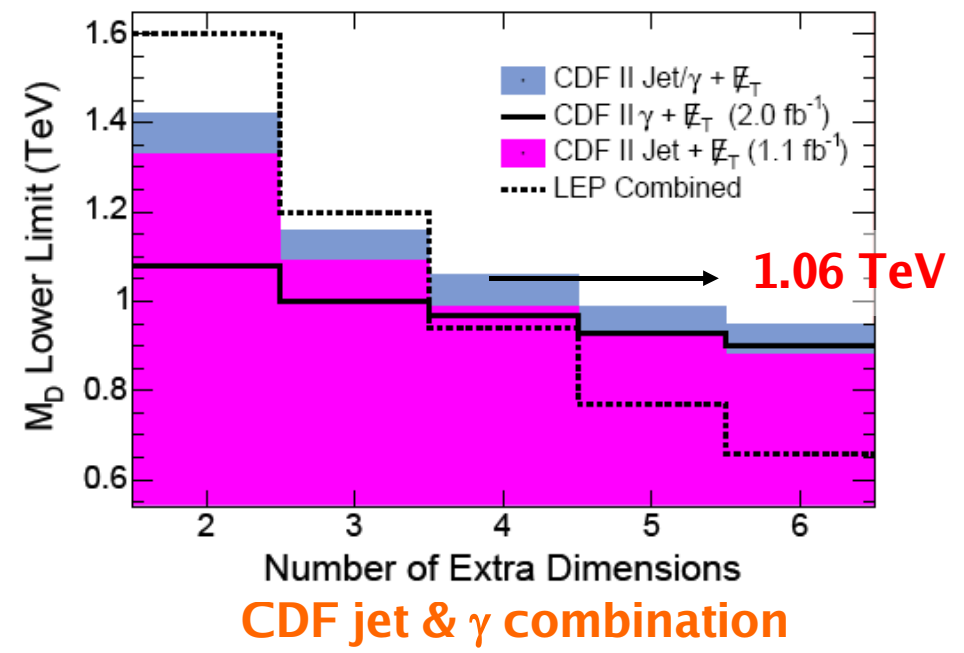
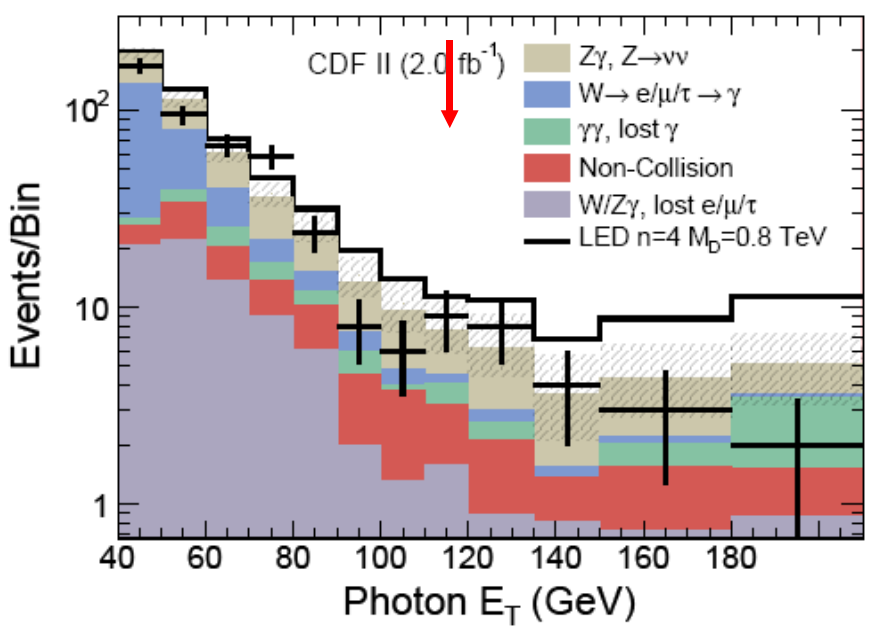


In addition to topological & kinematic cuts,  
**CDF uses timing in the calorimeter**, and  
**DØ uses “photon pointing”**

**CDF: 40 events observed**  
**CDF:  $46.7 \pm 3.0$  expected**

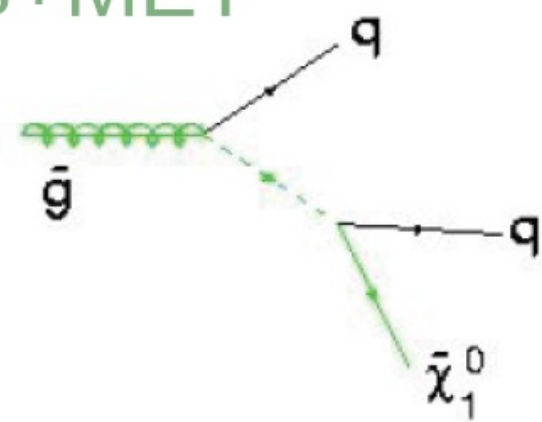

### Main backgrounds:

- Beam halo, cosmics
- **$(Z \rightarrow \nu\nu) + \gamma$**

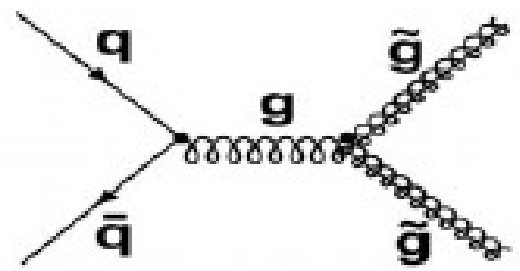
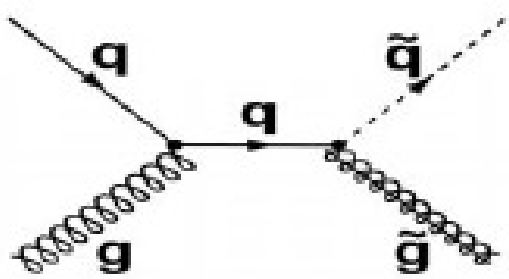
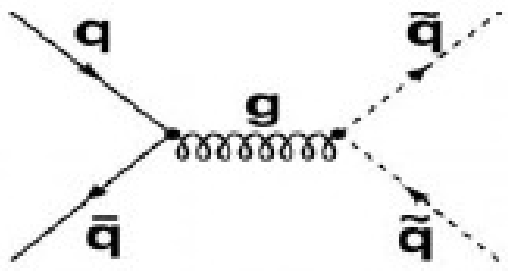




# SUSY Squarks and gluinos



Strong production  $\Rightarrow$  Large cross sections



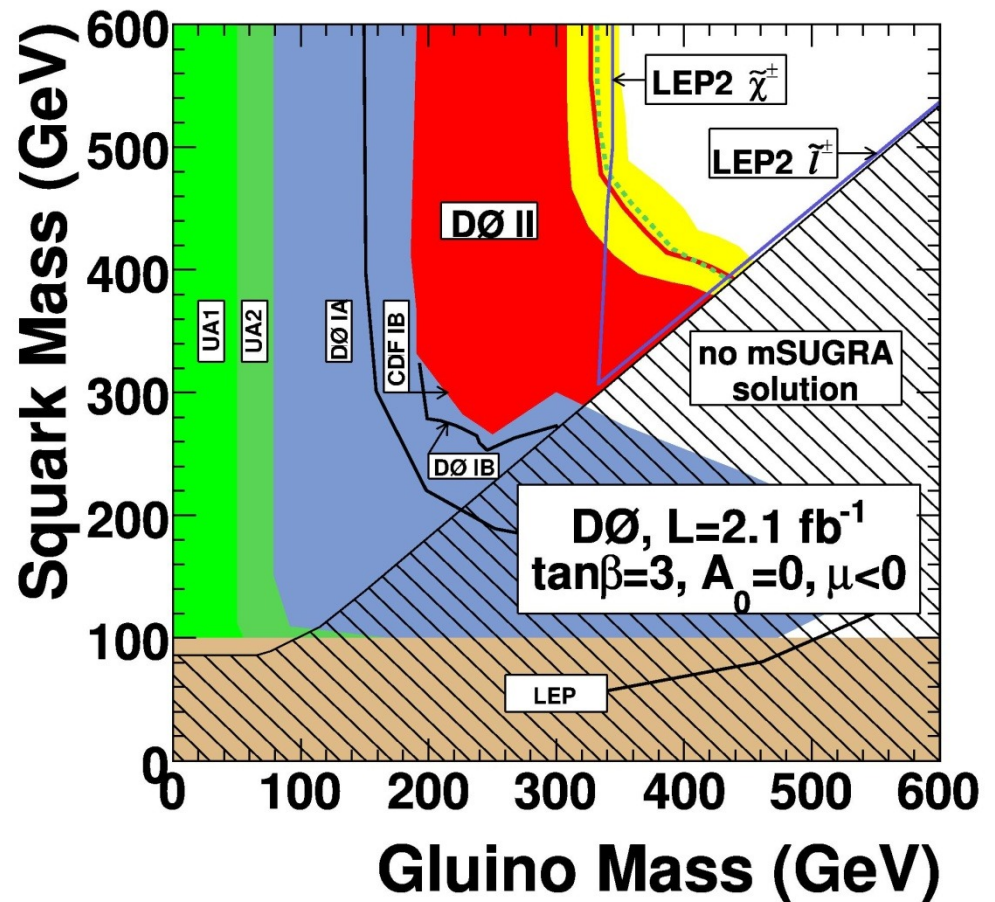
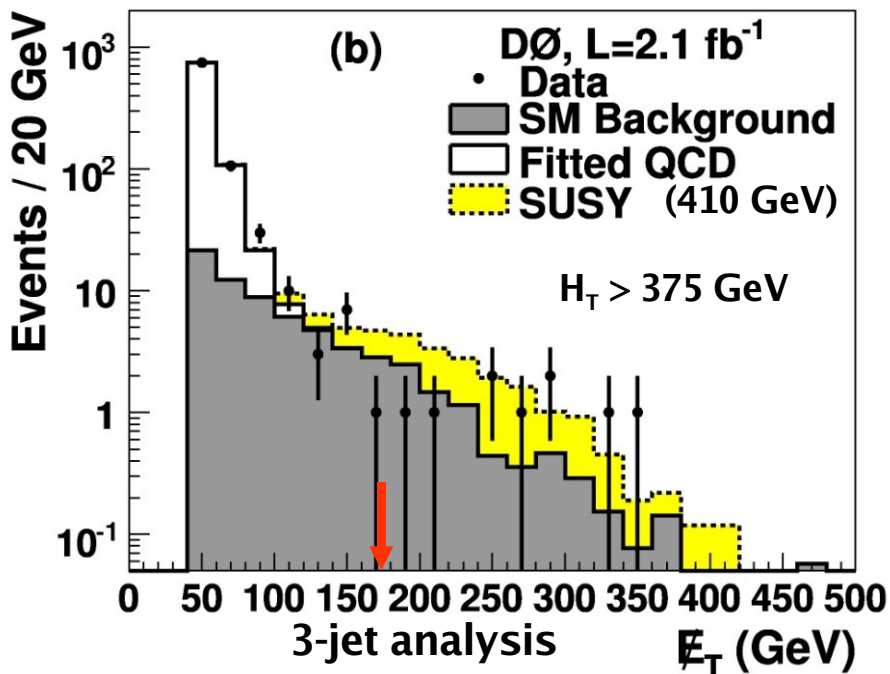
$m(\text{gluino}) \gg m(\text{squark})$ <b>2 jets + MET</b>	$m(\text{gluino}) \sim m(\text{squark})$ <b>3 jets + MET</b>	$m(\text{gluino}) \ll m(\text{squark})$ <b>4 jets + MET</b>
--	---	--

Analyses optimized for each of these topologies

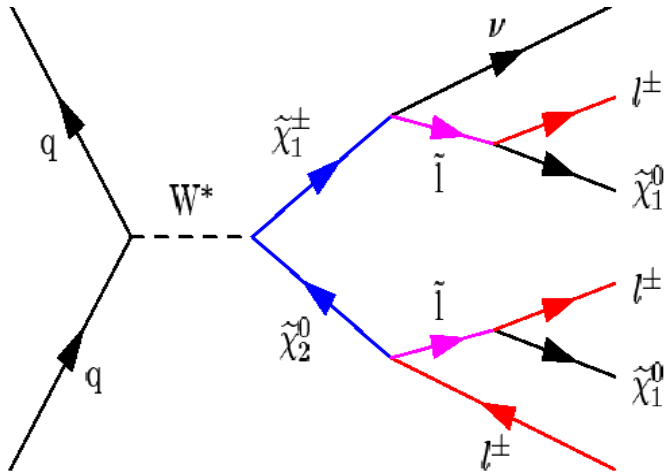
Cascade decays complicate the picture  
 $\Rightarrow$  a model is needed for the interpretation: mSUGRA

## Main backgrounds:

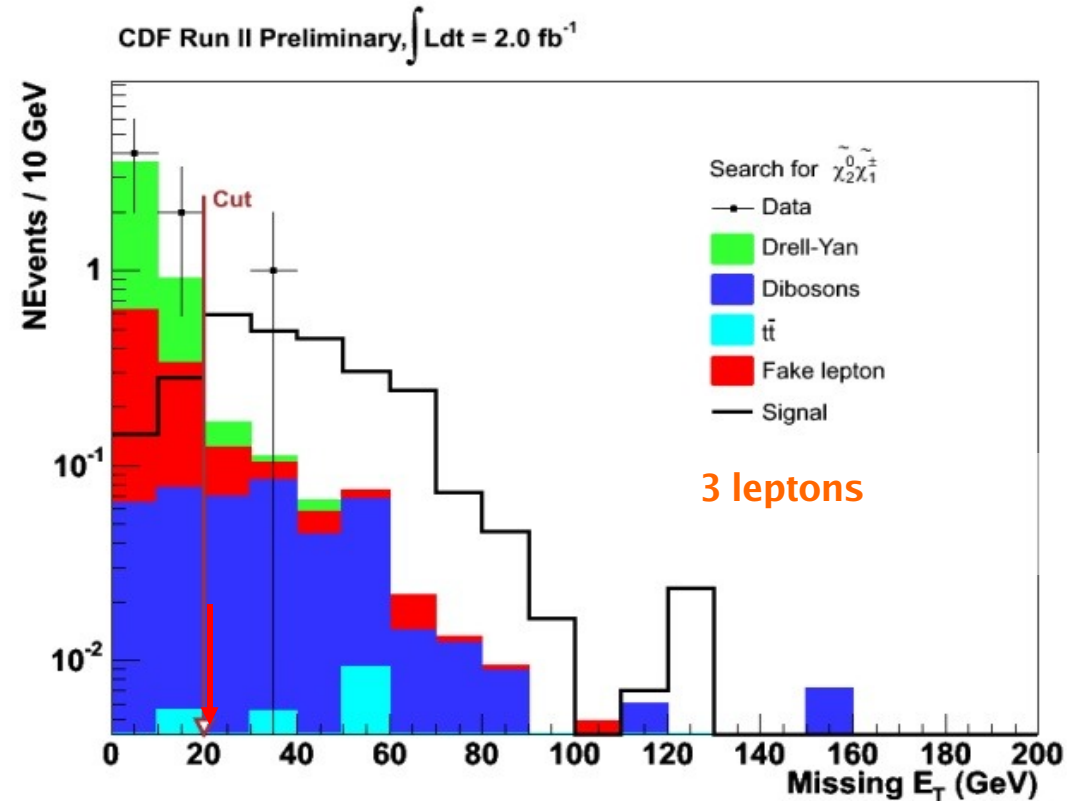
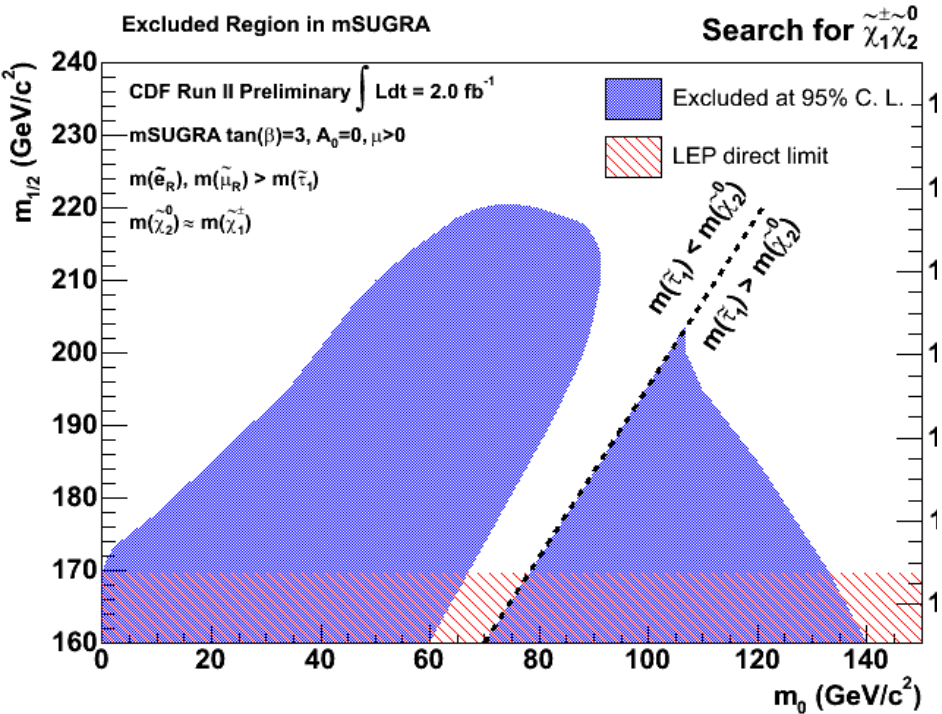
- Instrumental (QCD multijets with fake missing  $E_T$ )
- $(W \rightarrow \text{lepton} + \nu) + \text{jets}$  (also from  $t\bar{t}$ )
- $(Z \rightarrow \nu\nu) + \text{jets}$  (irreducible)



# SUSY Trileptons



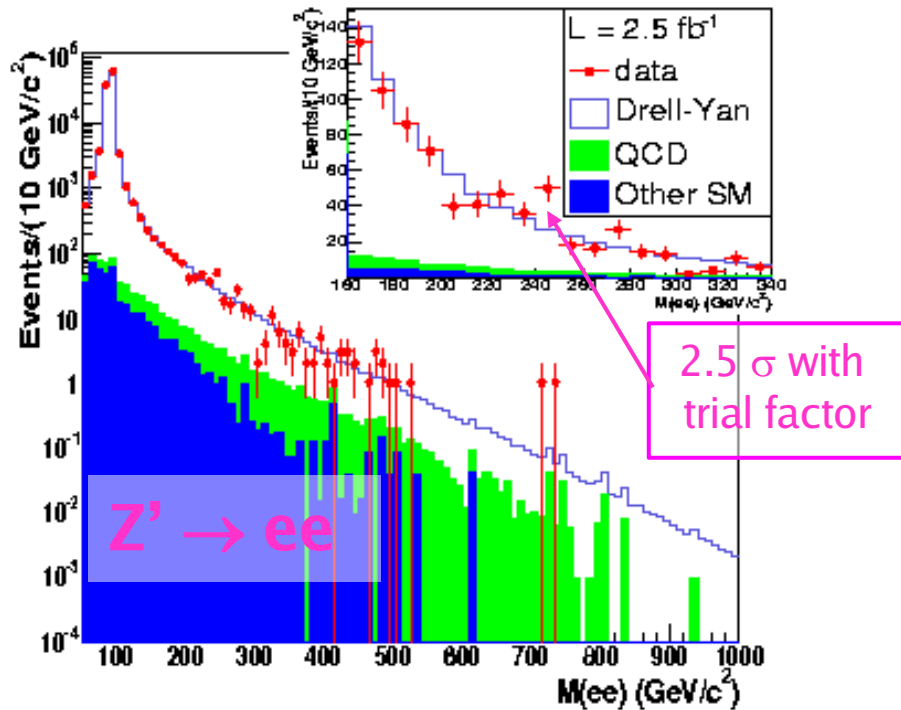
- Arise from **chargino-neutralino** associated production
  - **“Golden” SUSY signature** but:
    - low cross sections ( $\times$  BR)
    - soft leptons
    - taus (at large  $\tan\beta$ )
- $\Rightarrow$  **Combine many final states**





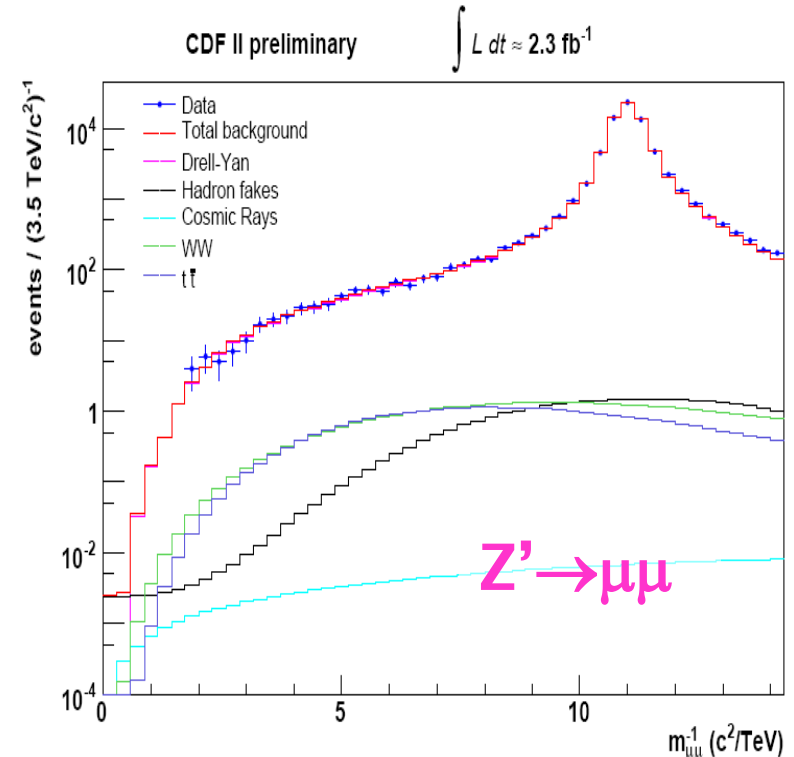
# Extra gauge bosons: $Z'$

CDF Run II Preliminary



$M(Z'\text{-seq.}) > 966 \text{ GeV}$

(somewhat lower limits in canonical E(6) models)

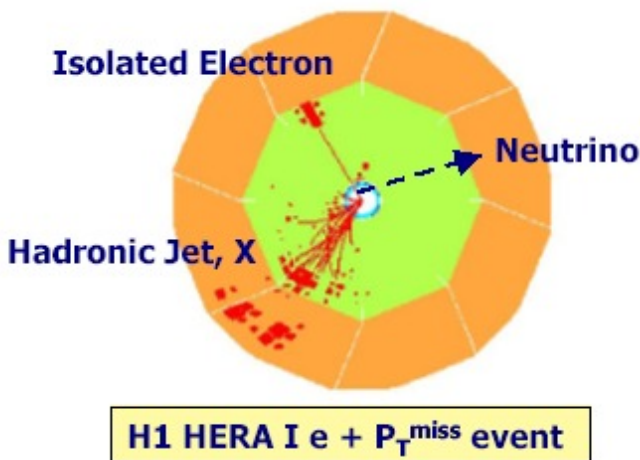


Plot in  $1/m_{\mu\mu}$  (consistent with Gaussian resolution in  $1/p_T$ )

$M(Z'\text{-seq.}) > 1030 \text{ GeV}$

Reminder:  $M(W'\text{-seq.}) > 1000 \text{ GeV}$  ( $D\emptyset$  in  $1 \text{ fb}^{-1}$ )

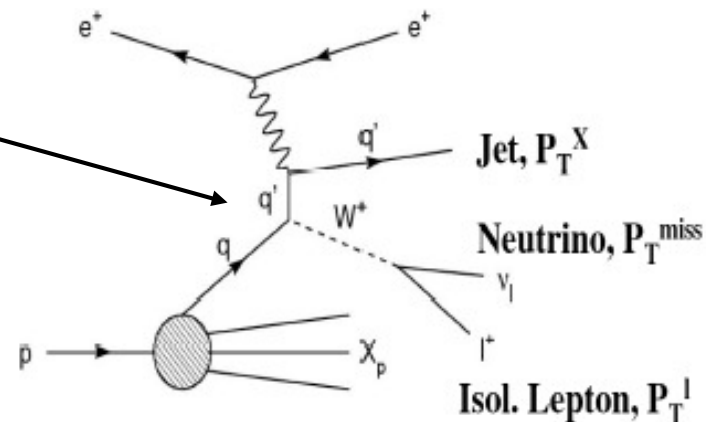
# Isolated leptons at HERA



SM process: W+jet

Excess seen by H1 in  
HERA-I e<sup>+</sup>p data  
at high  $p_T^X (> 25 \text{ GeV})$

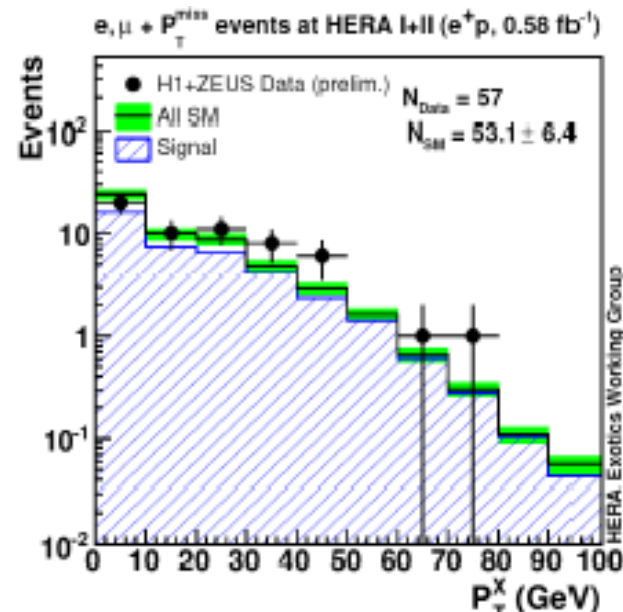
Not seen by ZEUS ( $\neq$  selection)



Now with the full HERA-I+II statistics  
and two experiments with identical selections:

e <sup>+</sup> p data	H1	ZEUS	H1+ZEUS
$P_T^X > 25 \text{ GeV}$	17/7.1 ± 0.9	6/7.5 ± 1.1	23/14.6 ± 1.9

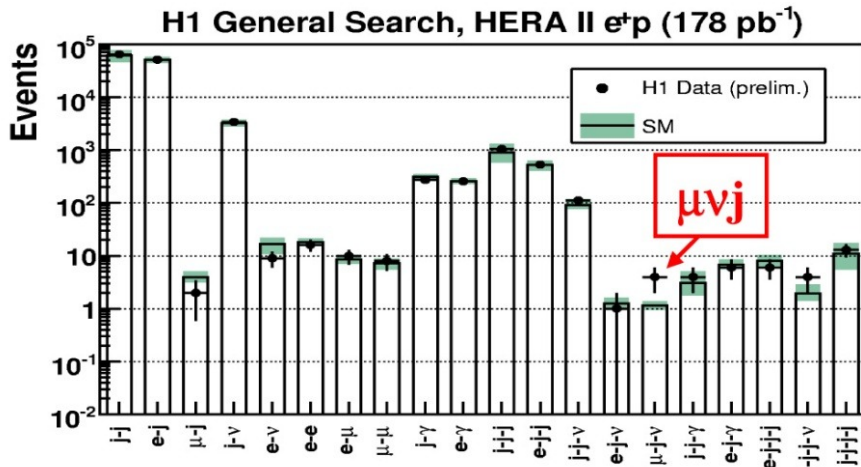
H1 – ZEUS consistency:  $2\sigma$   
Combined significance:  $1.8\sigma$



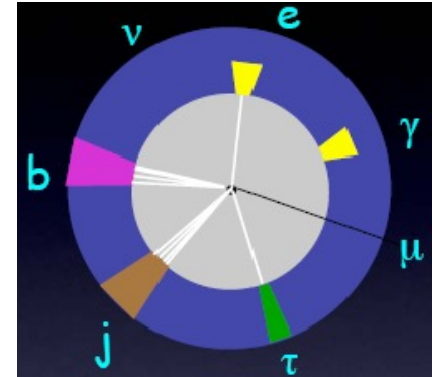
# Global (model-independent) analysis

Initially at H1

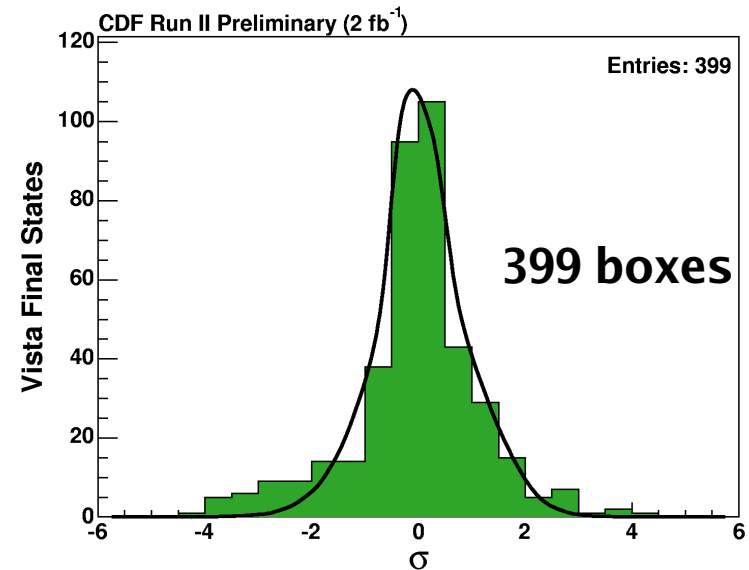
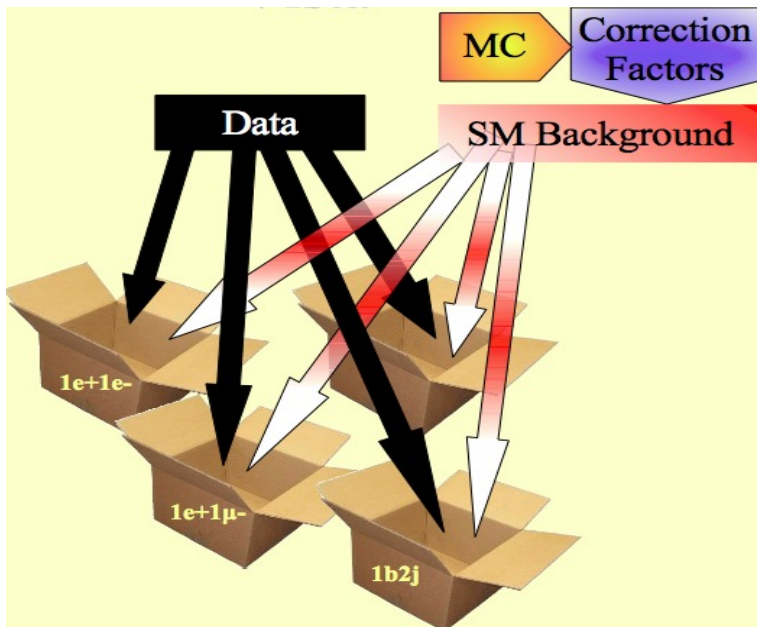
Now also CDF: "ISTA"



Categorize in terms of physics objects (above some  $p_T$  threshold) and put events in exclusive boxes (ej,  $\mu jj$ ,  $\gamma\gamma$ +MET, bbj,...) as demanded by data

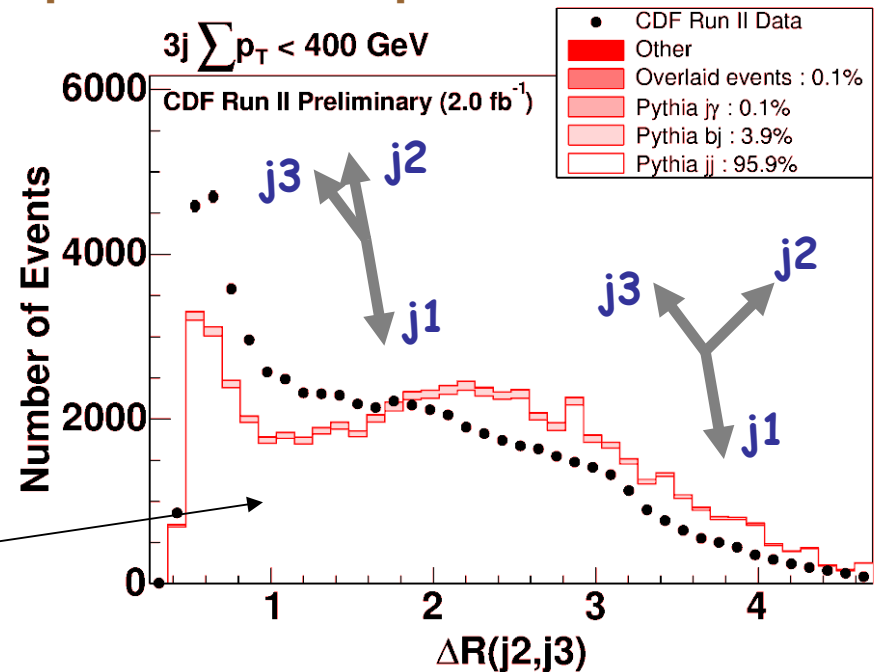
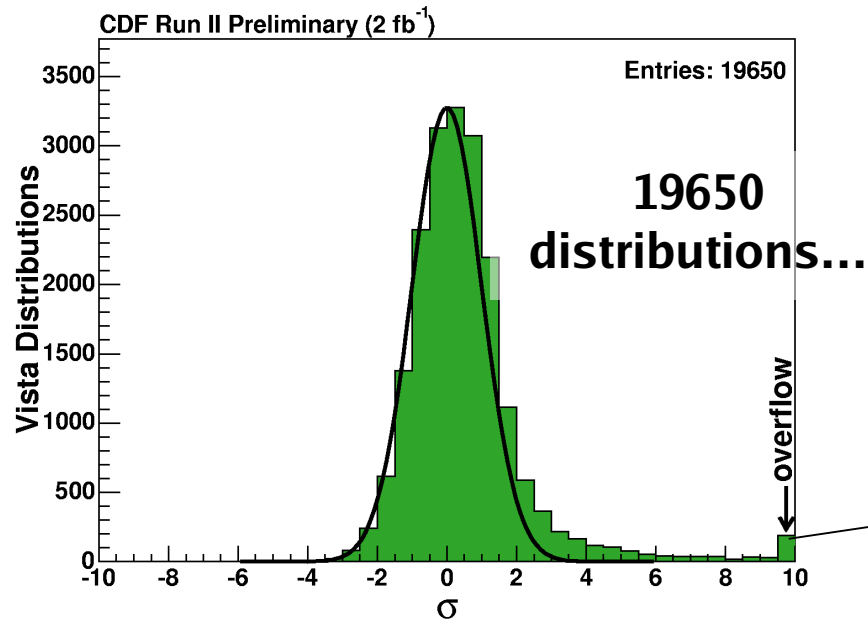


Improve SM description by adjusting a number of correction and normalization factors





Then look at a large number of distributions, and perform Kolmogorov-Smirnov tests to find possible discrepancies.



There are some, but very few, and not suggestive of “new physics”, rather of an inadequate modeling of soft QCD

Once the bulk of the distributions is under control, look specifically at the high  $\Sigma p_T$  tails (“Sleuth”), and check for mass bumps.

No more deviations than expected from statistics are found in  $2 \text{ fb}^{-1}$  (taking into account the number of trials).

A similar conclusion was reached by H1

This exercise can be useful in case something was forgotten. Otherwise, dedicated searches are (as expected) more sensitive

# Conclusion

- Foisons de résultats provenant du TeVatron. Notamment:
  - Physique avec les tops
  - Masse du top mesurée avec très grande précision
  - Masse du  $W$  très attendue
  - Recherche directe de Higgs exclue 170 GeV
  - Recherche de nouvelles particules
- Le modèle standard se porte plutôt bien.
  - Les contraintes (directes+indirectes) sur le Higgs sont très fortes
- Activité de la communauté pour la préparation au LHC.
  - dans cette présentation:
    - Tevatron: modèle pour le Pt du Z, asymétrie du W
    - amélioration de la précision des PDF
    - La définition des jets

**backup**



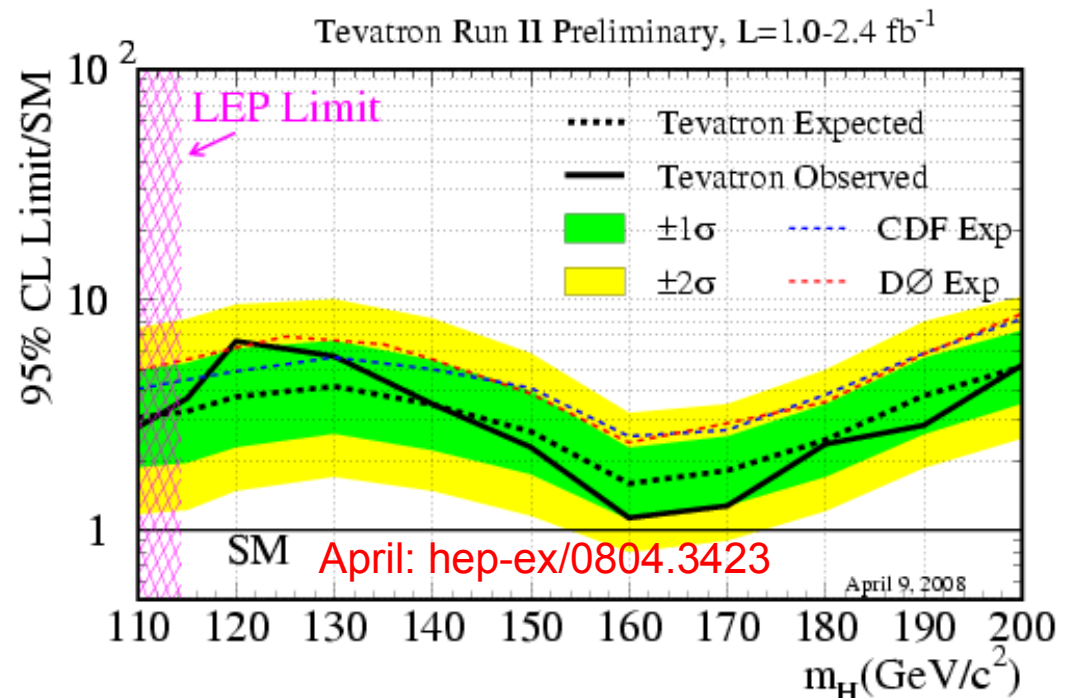
# SM Higgs Combined Limits

## ■ Limits calculating and combination

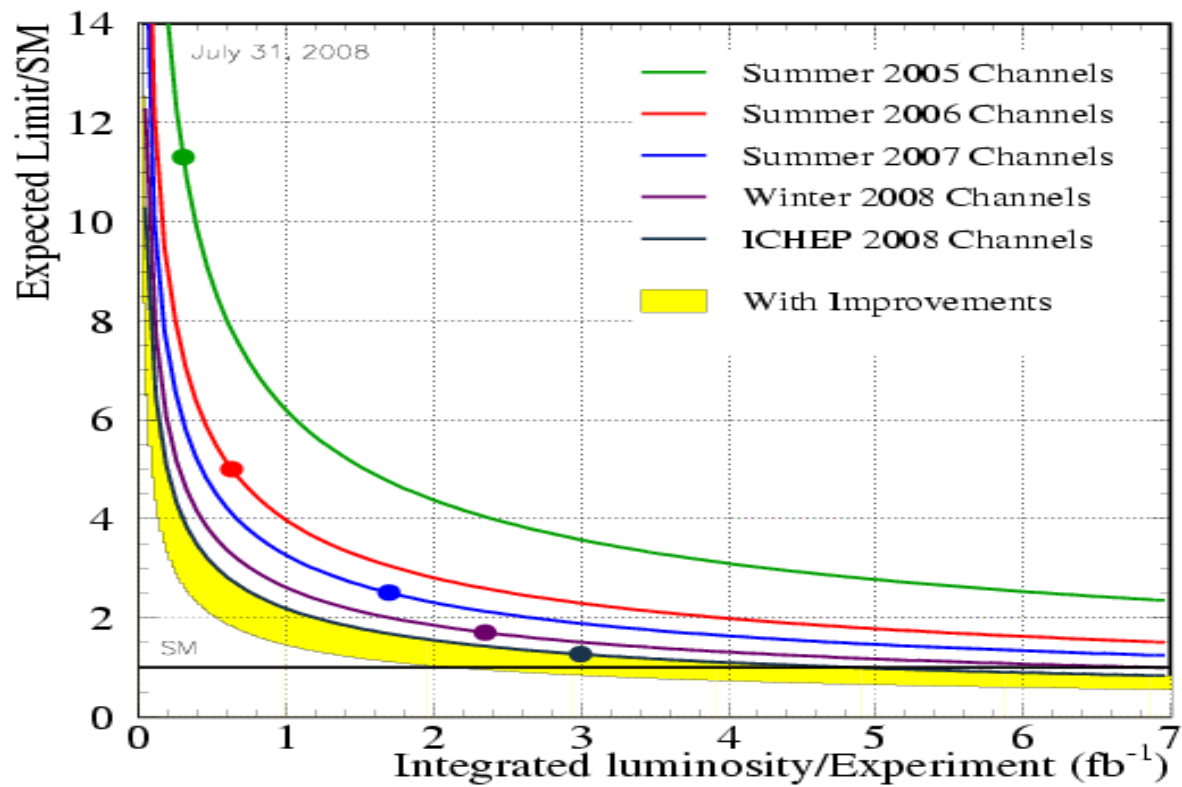
- Using Bayesian and CLs methodologies.
- Incorporate systematic uncertainties using pseudo-experiments (shape and rate included) (correlations taken into account between experiments)
- Backgrounds can be constrained in the fit

## ■ Low mass combination difficult due to ~70 channels

- Expected sensitivity:  $<3.0 \times \text{SM}$   
@ 115 GeV



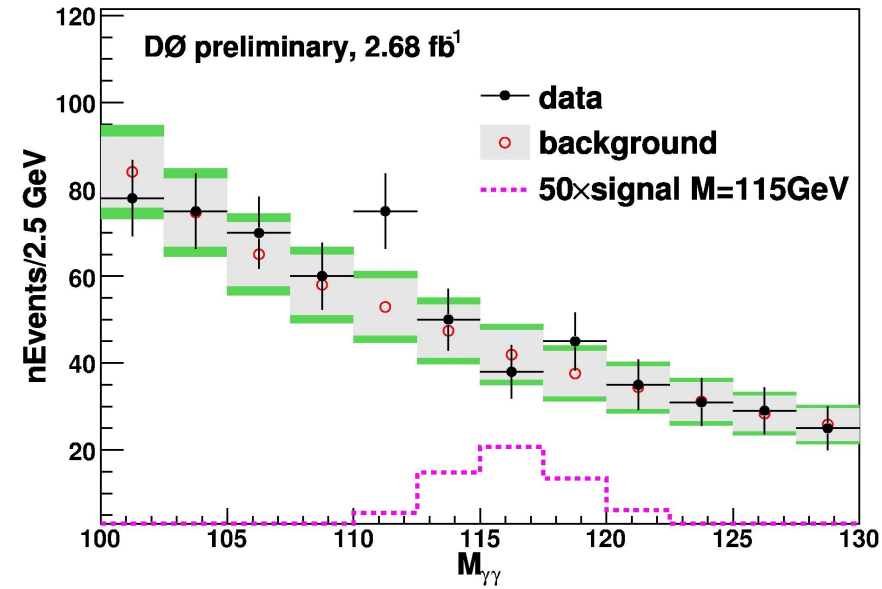
$m_H = 160 \text{ GeV}$



# Other BSM Higgs Searches

## DØ: $H \rightarrow \gamma\gamma$ benchmarked as SM search

- Fermiophobic Higgs
- At lower mass large  $BR(H \rightarrow \gamma\gamma) \sim 10\%$
- Key issue: understanding QCD background: uses excellent calorimeter

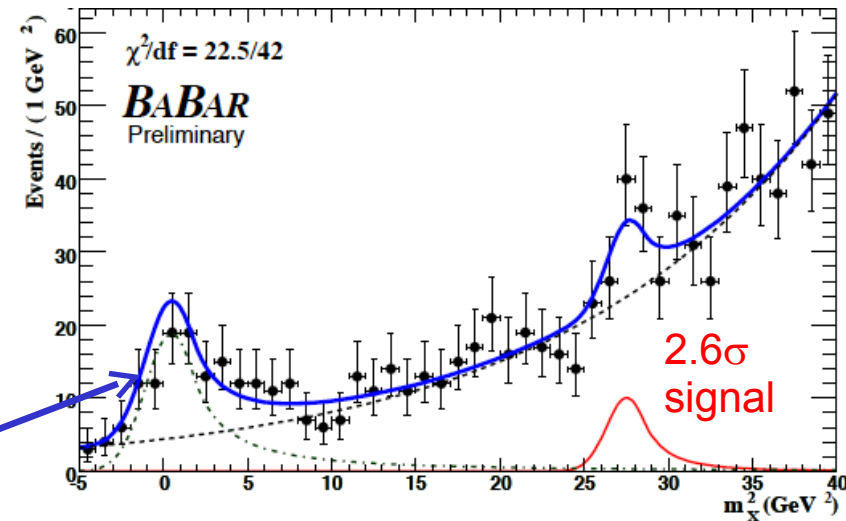


## Other BSM Higgs Searches

- $WH \rightarrow WWW$  (also SM), charged Higgs, decays to and from top...

## Babar: $A^0 \rightarrow \chi\chi$ , invisible light Higgs decay

- Photon+Missing energy in  $Y(3S)$  decays
- Key issue:  $e^+e^- \rightarrow \gamma\gamma$  background
- For  $m_A < 7.8 \text{ GeV}$



$$BR(Y(3S) \rightarrow \gamma A^0 \rightarrow \chi\chi) < 0.7-31 \times 10^{-6}$$

Models:  
up to  $\times 10^{-4}$

# Prospects

So far sensitivity scales better than  $\sqrt{L}$   
thanks to analysis improvements

Including data taking efficiency expect

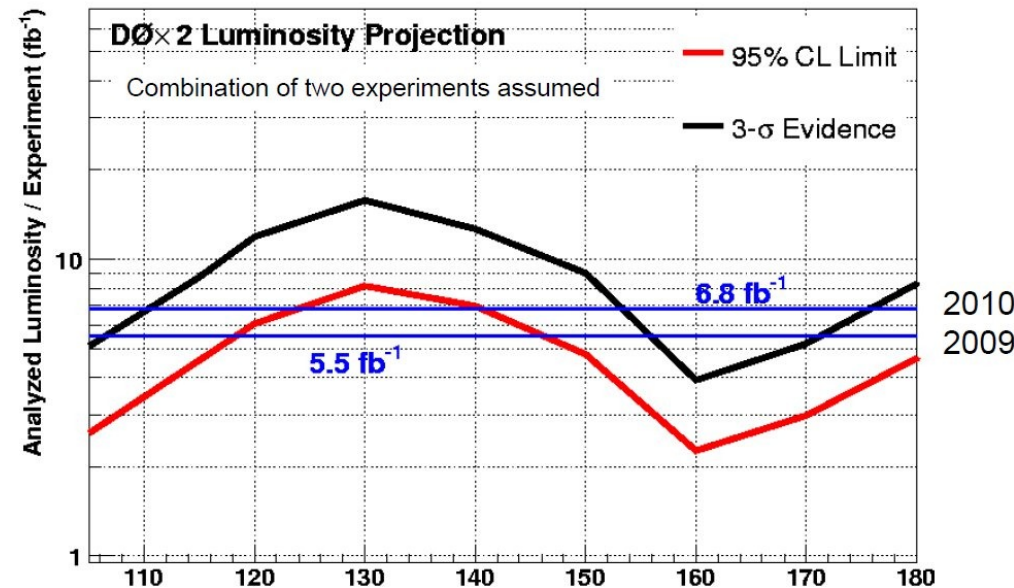
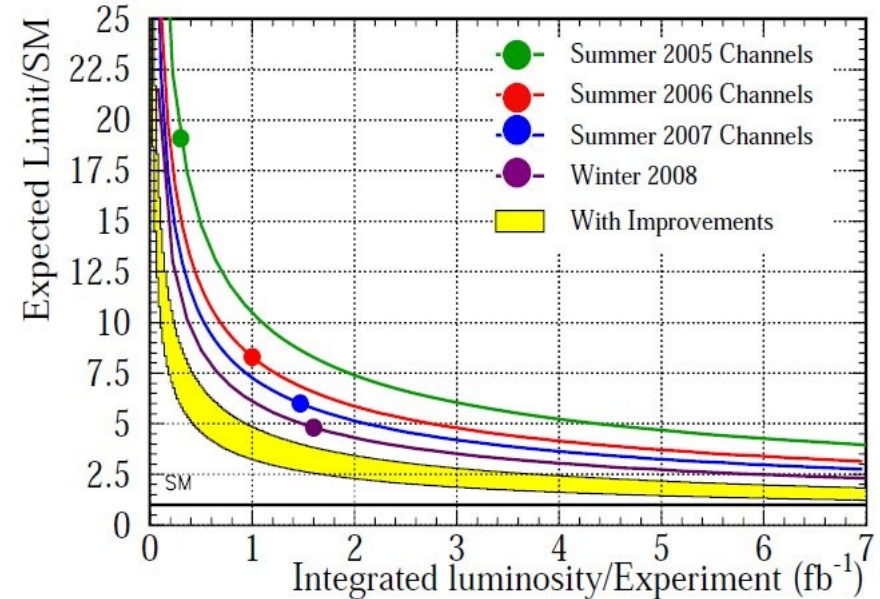
- 5.5 fb<sup>-1</sup> by 2009 per experiment
- 6.8 fb<sup>-1</sup> by 2010 per experiment

Further improvements forseen

- improved lepton identification and acceptance
- improved trigger acceptance
- better di-jet mass resolution
- improved b-tagging
  - layer 0 (D0)
  - lepton tag
  - multivariate technics
- tau channels
- ....

Should be able to cover entire [110-180]  
range but [120-145] by 2009

CDF Run II Preliminary,  $m_H=115$  GeV





$\alpha(M_Z)$

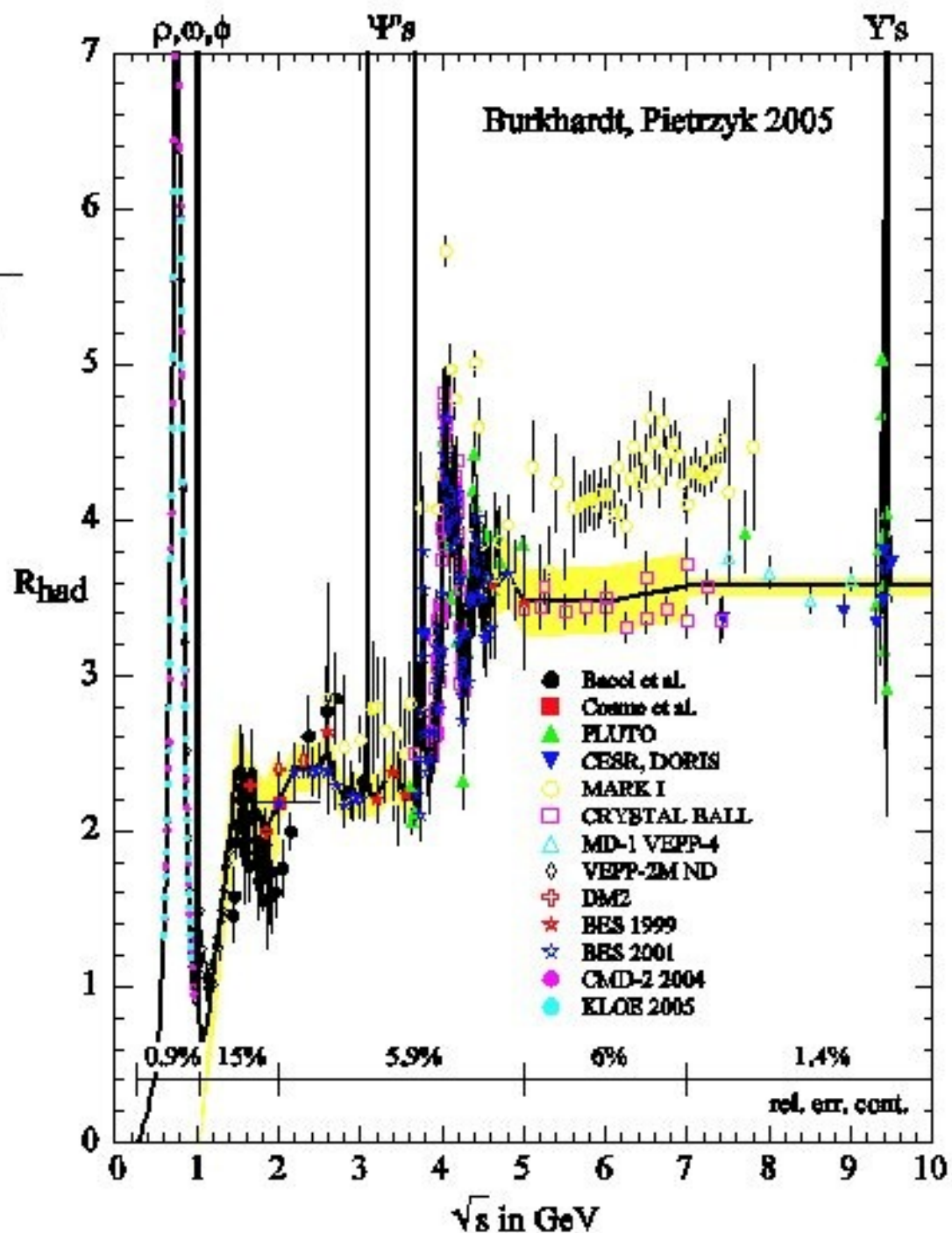
$$\alpha(s) = \frac{\alpha(0)}{1 - \Delta\alpha_l(s) - \Delta\alpha_{\text{had}}^{(5)}(s) - \Delta\alpha_{\text{top}}(s)}$$

$$\Delta\alpha_{\text{had}} = -\frac{\alpha s}{3\pi} \text{P} \int_{4m_\pi^2}^{\infty} \frac{R_{\text{had}}(s')}{s'(s'-s)} ds'$$

$$\Delta\alpha_{\text{had}}^{(5)} = 0.002758 \pm 0.00035$$

EWWG default value – ‘data’ driven  
 Burkhardt & Pietrzyk (2005)  
 also use a more ‘theory’ driven value  
 -Troconiz & Yndurain (2005)

$$\Delta\alpha_{\text{had}}^{(5)} = 0.002749 \pm 0.00012$$

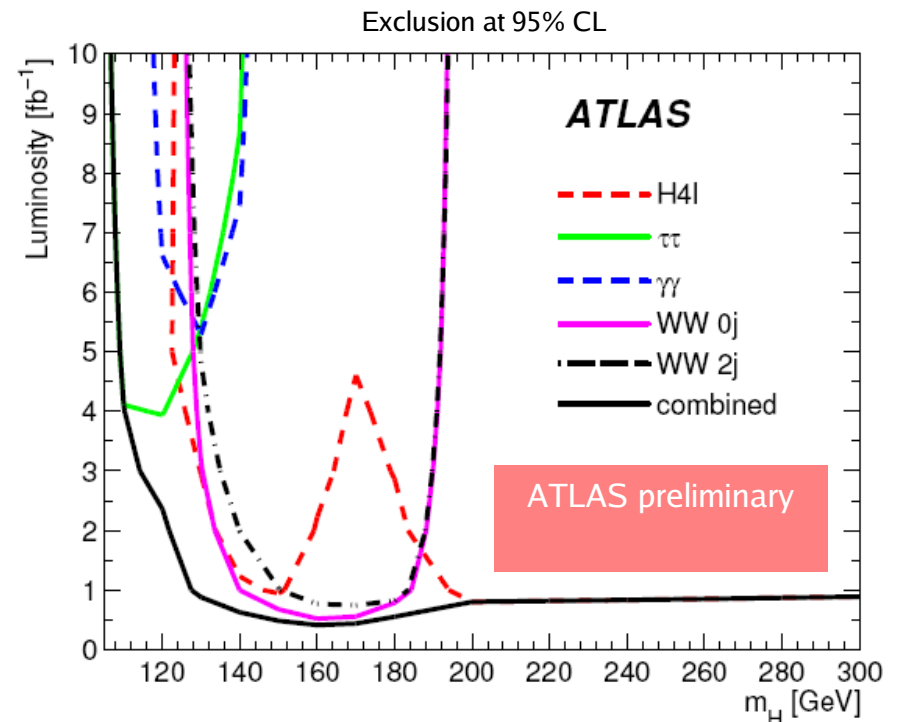
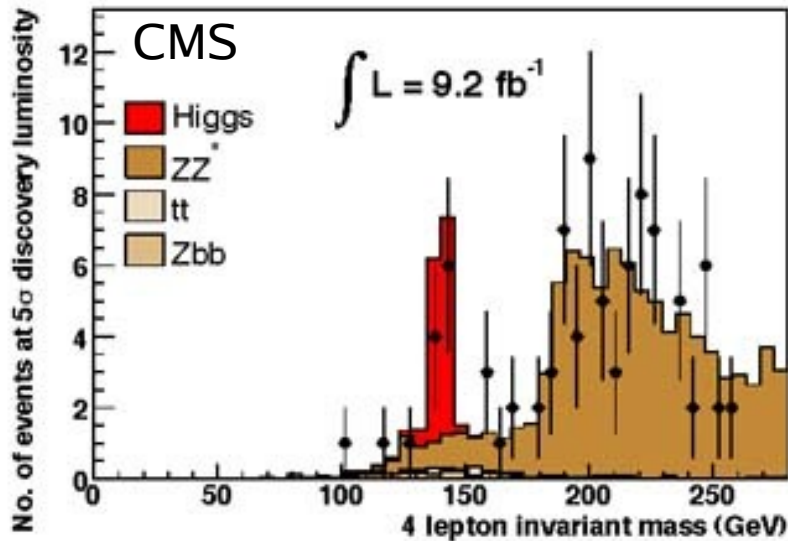


NB equiv. to  $\delta m_H / m_H \sim 20\%$

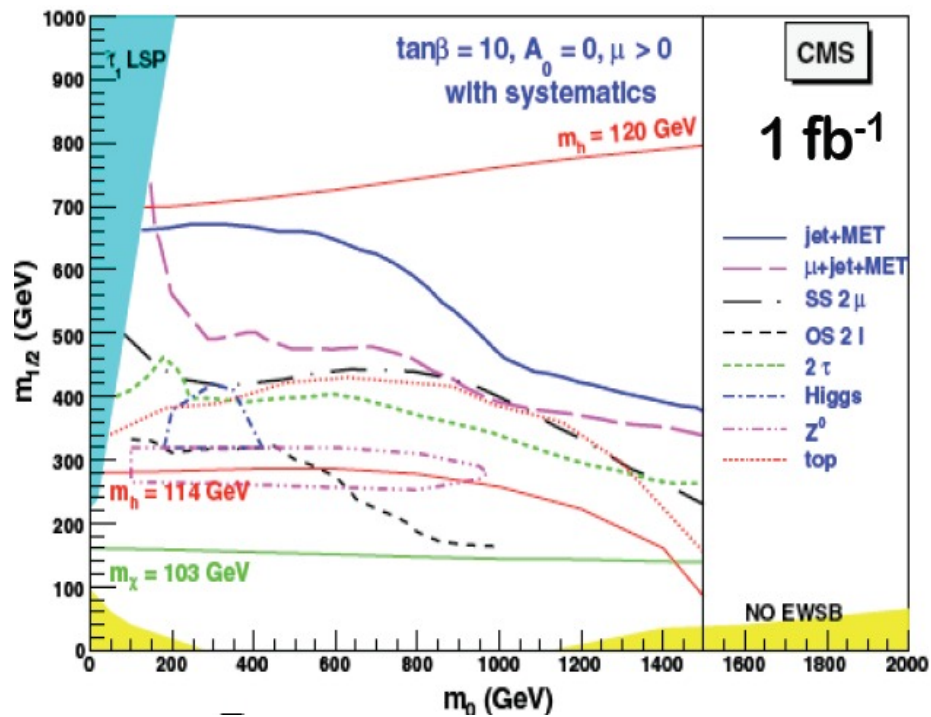
# LHC Prospects: SM Higgs

- LHC experiments have the potential to observe a SM Higgs at  $5\sigma$  over a large region of mass
  - Observation:  $gg \rightarrow H \rightarrow \gamma\gamma$ , VBF  $H \rightarrow \tau\tau$ ,  $H \rightarrow WW \rightarrow l\nu l\nu$ , and  $H \rightarrow ZZ \rightarrow 4l$
  - Possibility of measurement in multiple channels
- Measurement of Higgs properties
  - Yukawa coupling to top in  $t\bar{t}H$
  - Quantum numbers in diffractive production

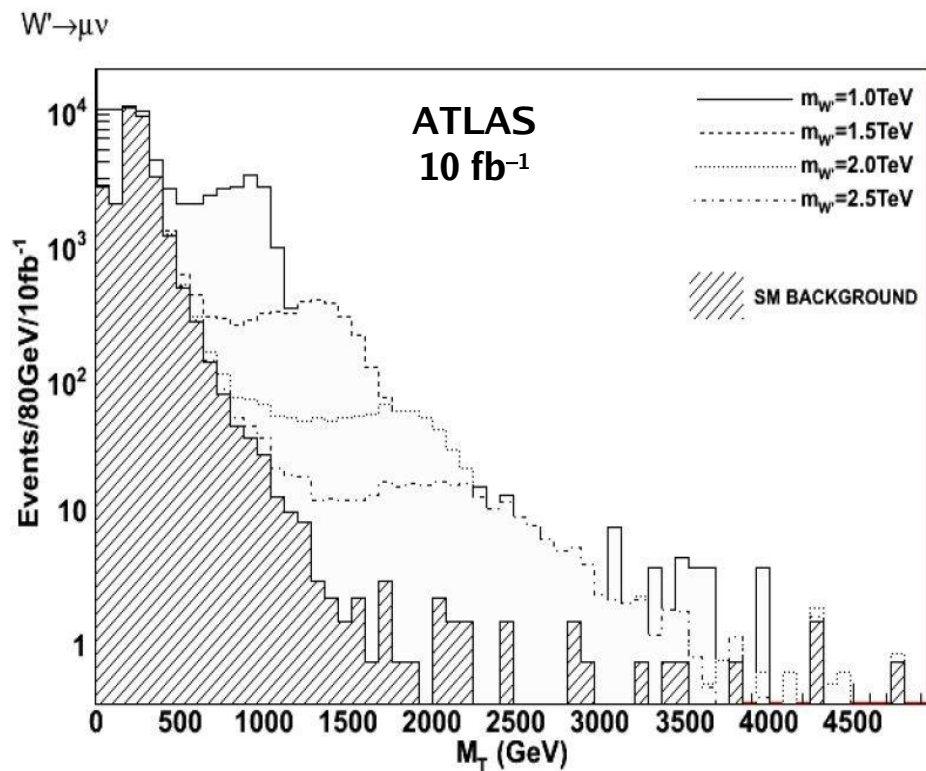
All key channels explored



...and time is running short...



SUSY



W'