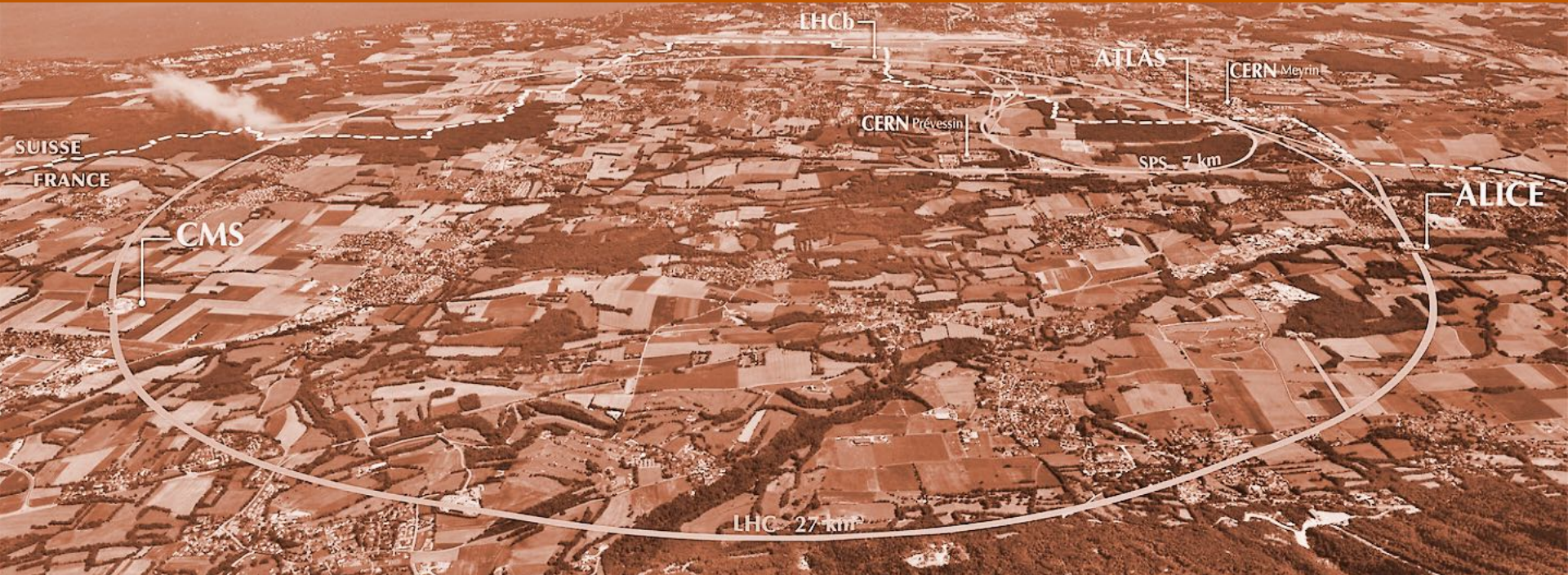
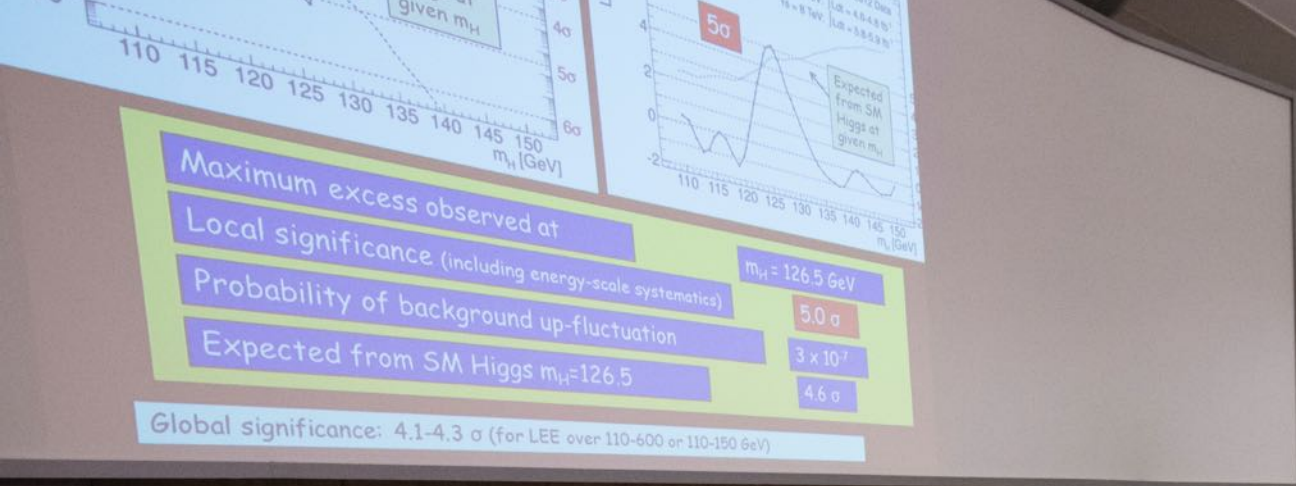


LATEST ATLAS SEARCHES FOR NEW PHYSICS WITH TOP QUARKS AND PERSPECTIVES ON FUTURE DETECTORS



TIM ANDEEN

Associate Professor, The University of Texas at Austin
Jean d'Alembert Fellow, Université Paris-Saclay



July 4, 2012

What do you do *after* you discover a new particle?



Keep working!



April 22, 2022

Large hadron collider: A revamp that could revolutionise physics

By Dallah Ghosh
Science correspondent
17 hours ago | Comments



BBC NEWS
A hundred metres underground at the heart of the LHC, it's shown around a "majestic cathedral to science"

CNN World Audio TV Channels

Scientists restart Large Hadron Collider in quest for dark matter
By Sara Spary, CNN
Updated 9:04 AM ET, Fri April 22, 2022



Scientists at the European Organization for Nuclear Research (CERN) switched on the world's largest and most powerful particle accelerator on Friday, after a three year hiatus.


(CNN) — Deep underneath the Alps, on the Swiss-French border, something significant just happened in the world of physics. The Large Hadron Collider, Earth's most powerful particle accelerator, was restarted on Friday morning after a three-year hiatus for upgrades.

Support the Guardian
Available for everyone, funded by readers
Sign in The Guardian For 200 years
Contribute → Subscribe →
News Opinion Sport Culture Lifestyle

US World Environment Soccer US Politics Business Tech Science Newsletters Fight to vote

Large Hadron Collider to restart and hunt for a fifth force of nature

Latest run is expected to scrutinise findings from last year that may turn into another blockbuster discovery



A deep-field astronomical image showing a vast field of galaxies. The galaxies are scattered across the frame, appearing in various colors including blue, orange, and white. Some are bright and clear, while others are faint and distant. The background is a deep black, punctuated by the light of the galaxies.

Where do we come from?

What are we made of?

Are there rules behind all this?

Our Building Blocks

FERMIONS

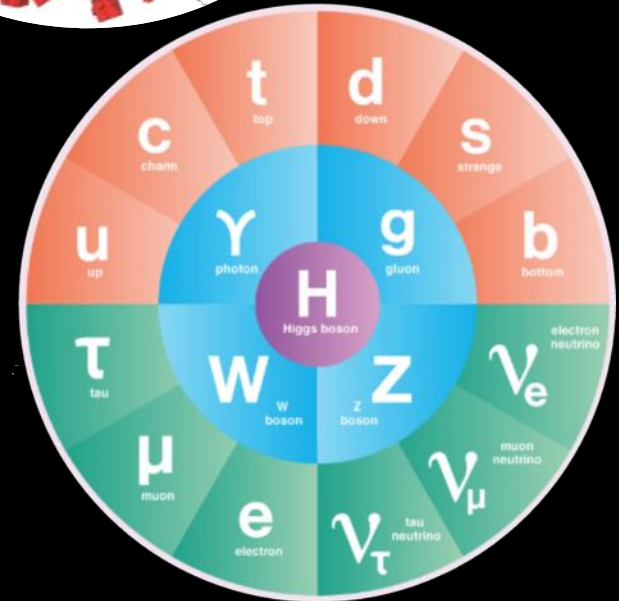

MATTER

- Quarks
- Leptons

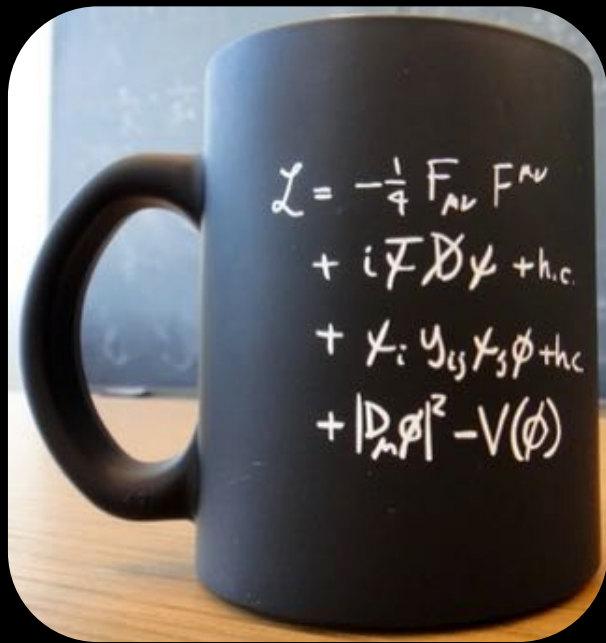
BOSONS

FORCE CARRIERS

- Gauge Bosons
- Higgs Boson



Our Instructions



A MODEL OF LEPTONS*

Steven Weinberg†

Laboratory for Nuclear Science and Physics Department,
Massachusetts Institute of Technology, Cambridge, Massachusetts

(Received 17 October 1967)

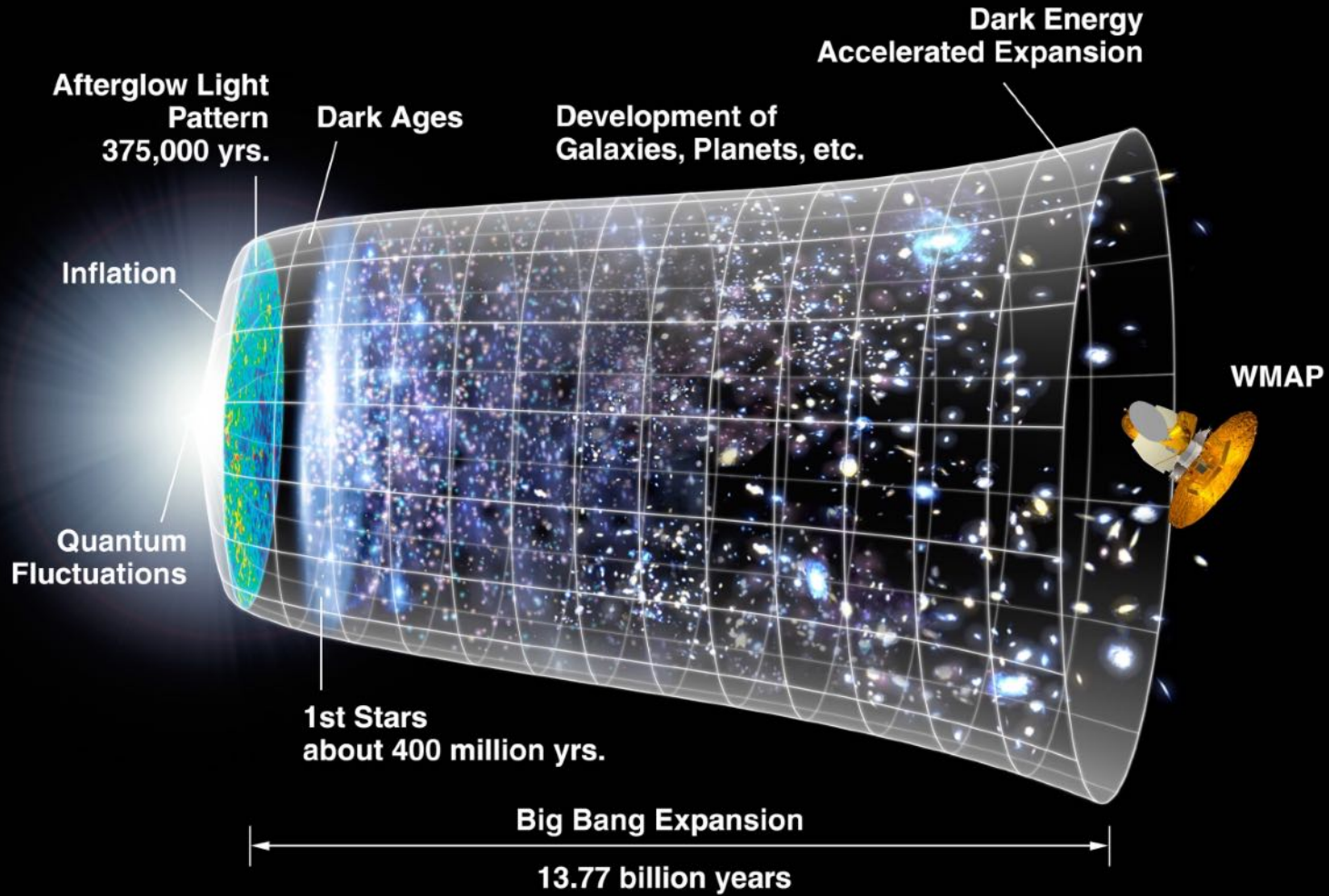
Leptons interact only with photons, and with the intermediate bosons that presumably mediate weak interactions. What could be more natural than to unite¹ these spin-one bosons into a multiplet of gauge fields? Standing in the way of this synthesis are the obvious differences in the masses of the photon and intermediate meson, and in their couplings. We

and on a right-handed singlet

$$R = [\frac{1}{2}(1-\gamma_5)]e. \quad (2)$$

The largest group that leaves invariant the kinematic terms $-\bar{L}\gamma^\mu \partial_\mu L - \bar{R}\gamma^\mu \partial_\mu R$ of the Lagrangian consists of the electronic isospin \bar{T} acting on L , plus the subgroup N_3 of left- and

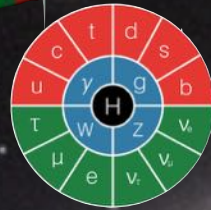
Where did we come from and where are we going?



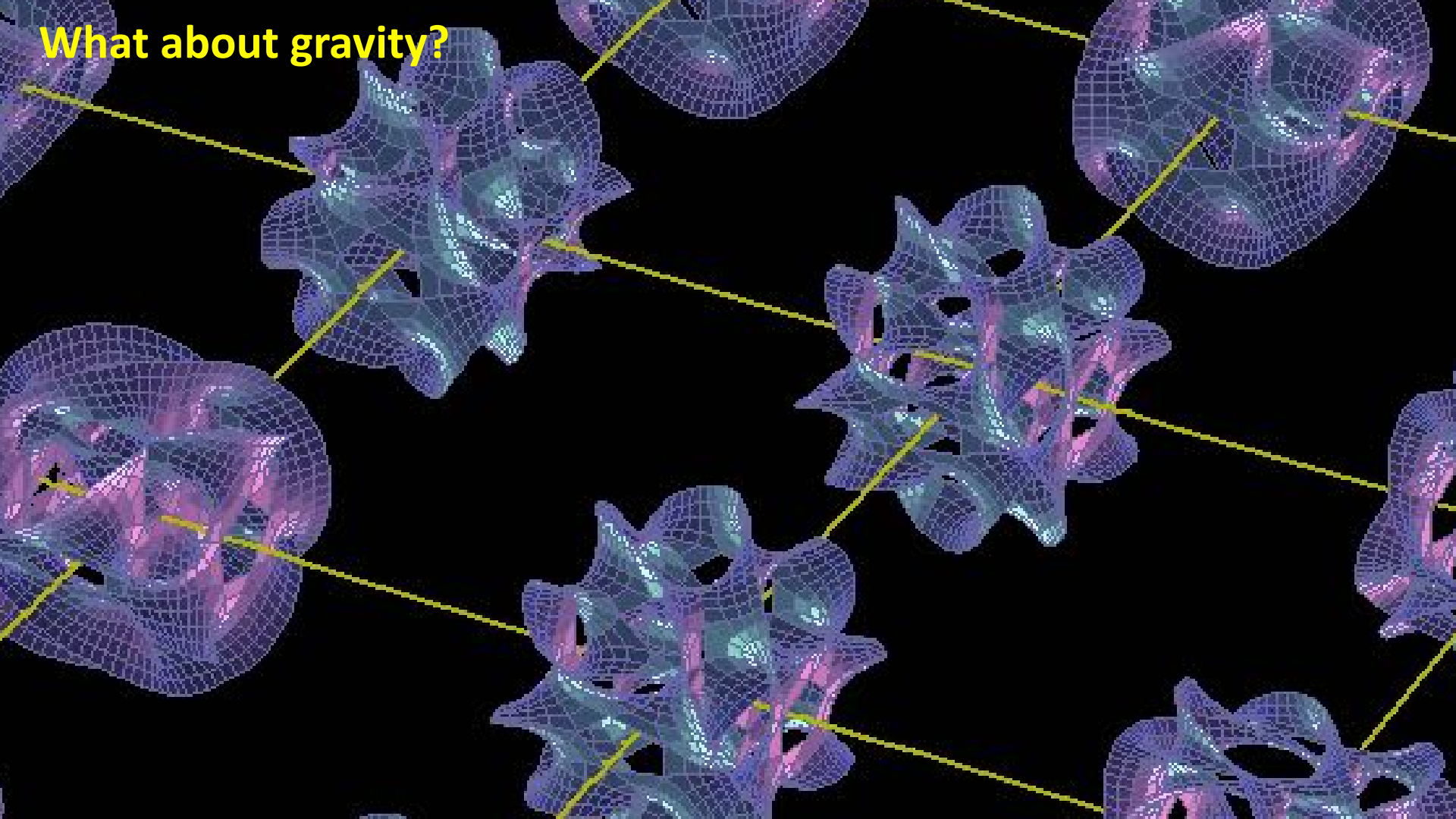
Where is the anti-matter?



What is dark matter?

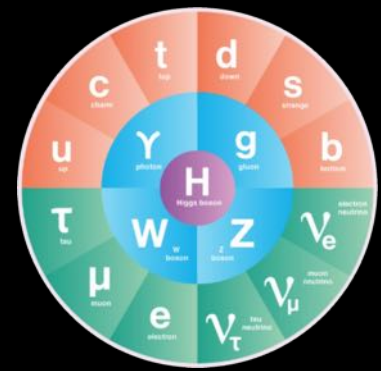


What about gravity?

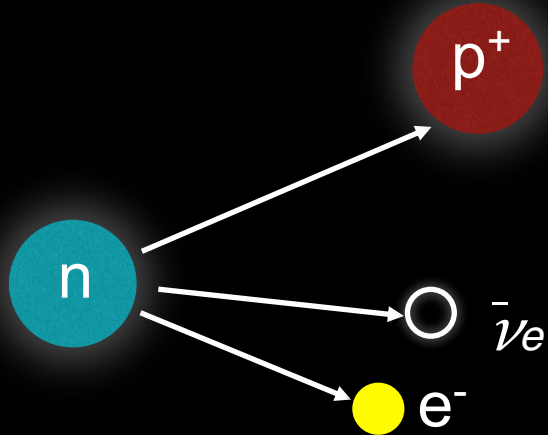


Effective Theories

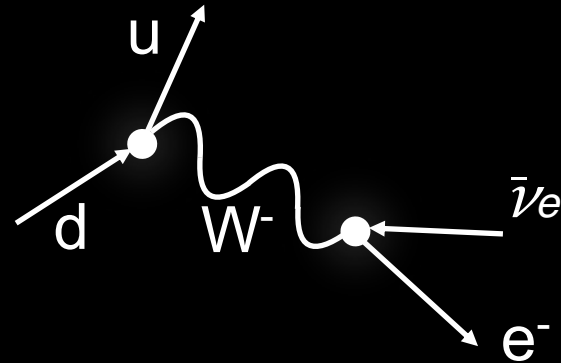
Above some energy our theoretical description is no longer applicable.



Example: Fermi's theory of weak interactions is a highly successful effective theory at "low" energies,

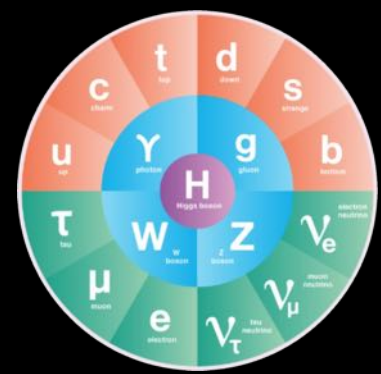


at higher energies we discover the microscopic description is the Electroweak Theory



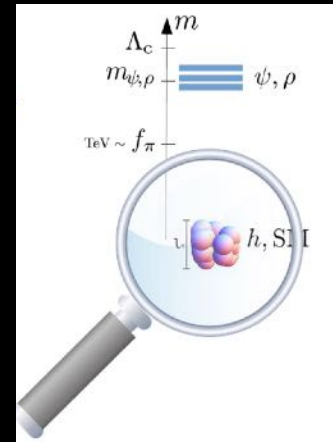
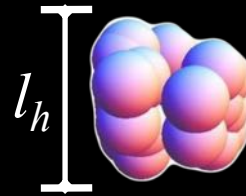
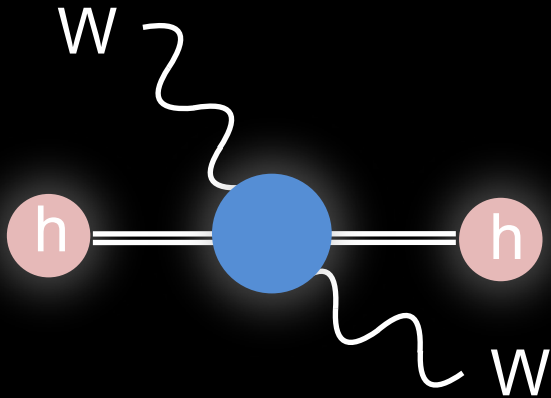
Composite Higgs?

At what energy does the Standard Model stop working?



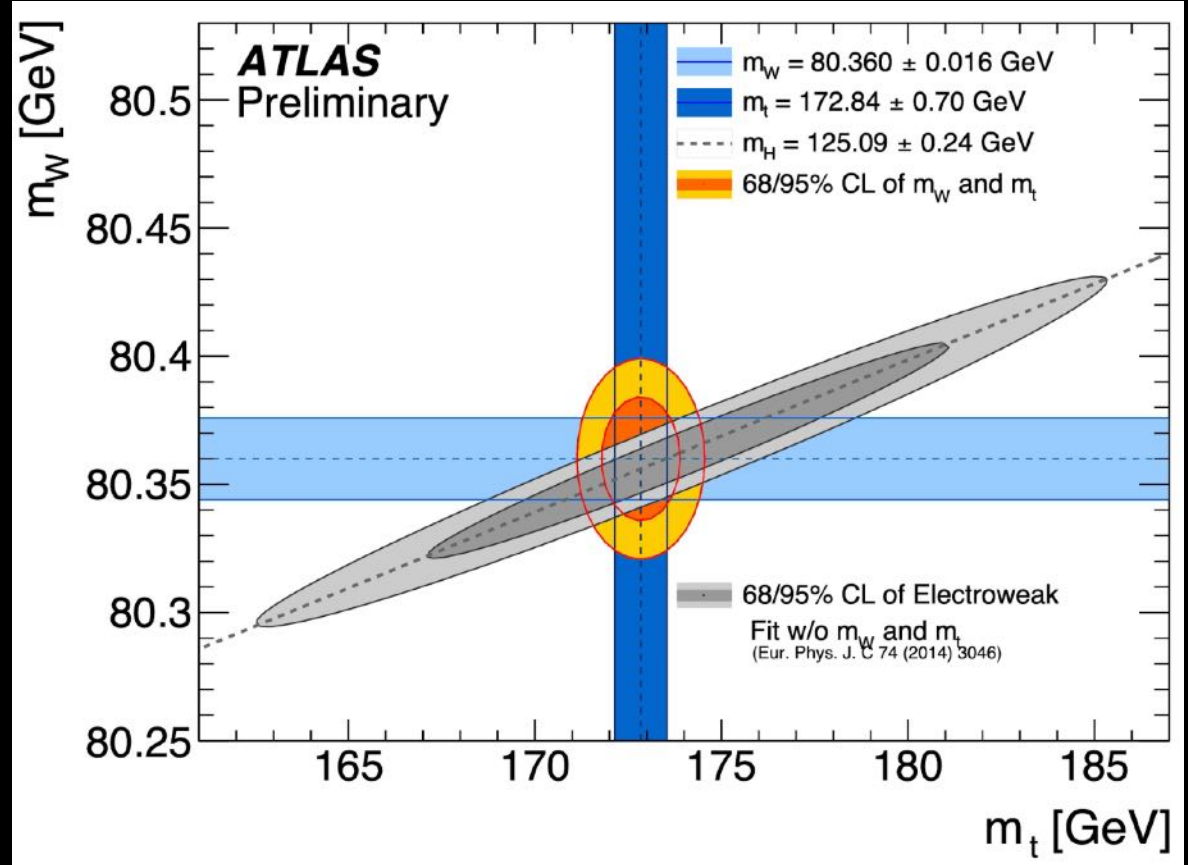
Question: What can we learn from the Higgs boson?

Is the Higgs just the lightest bound state of new, massive particles we have yet to discover?



Testing the Limits - Precision Measurements

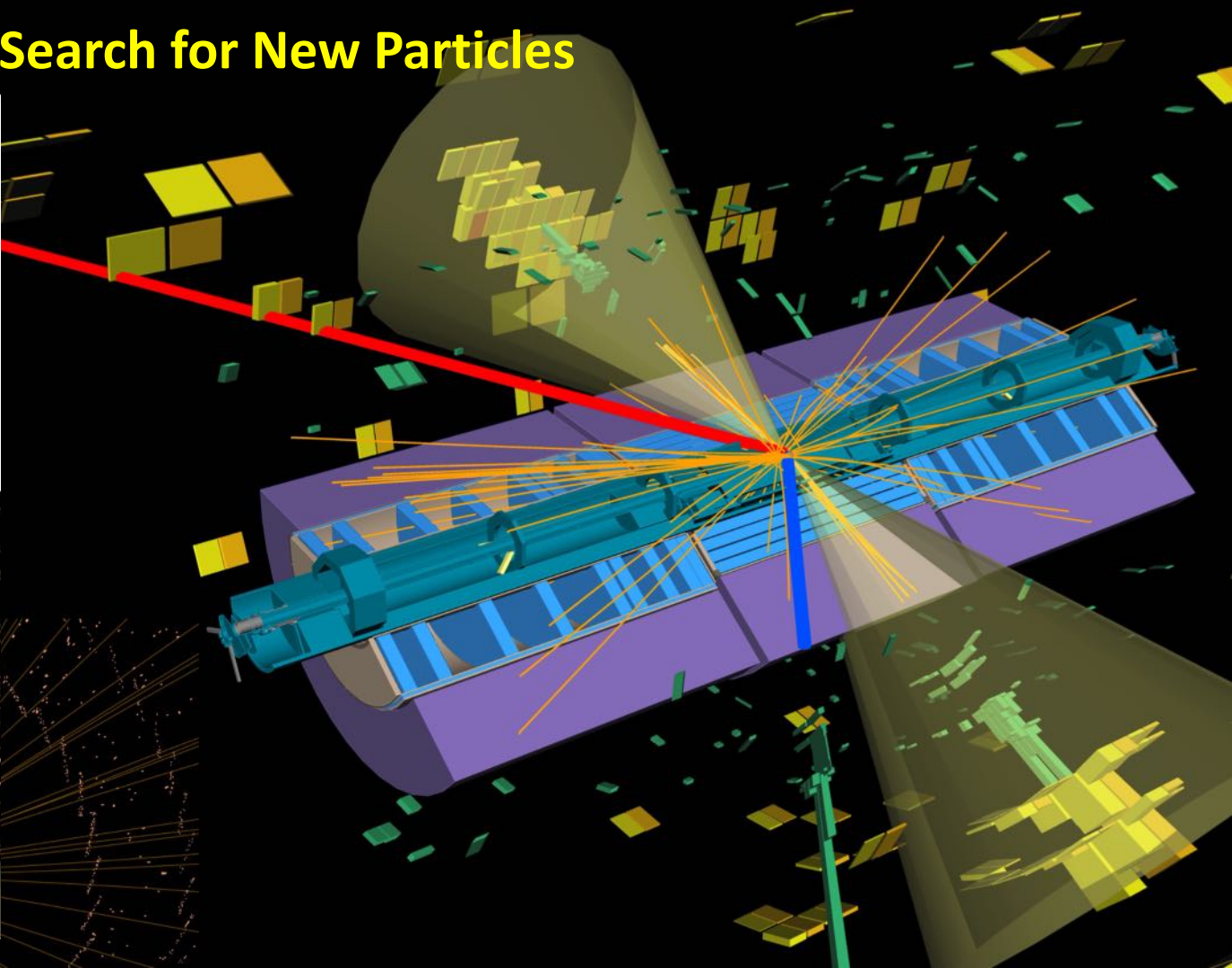
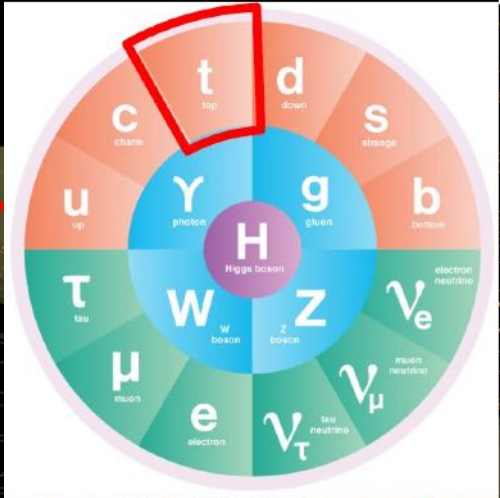
Measure the top quark mass and W boson mass to find out if the model works!



Testing the Limits – Search for New Particles

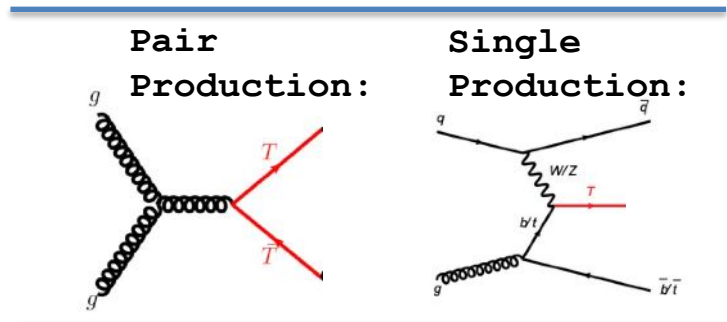
Where to look?

Here is one of the top quark events observed in the ATLAS detector, from the **275 million** top quarks produced. The most on Earth!



Searches for new physics with Top Quarks

- New data have created an exciting time for **direct** searches for BSM physics at ATLAS and CMS.
- **Vector-like quarks (VLQ)** are an important signature in many of the new models – particularly Composite Higgs Models.
- **VLQs** are **colored** spin-1/2 fermions but their **L/R-handed** components transform the same way under gauge transformations
 - Evade limitations on quark extensions of the SM
 - Can be “partners” to SM quarks with the same charges (e.g. $T_{2/3}$, $B_{-1/3}$) or can have more exotic charges ($X_{5/3}$, $Y_{-4/3}$...)
 - In simplified models VLQ mix with their SM partners to regulate the Higgs boson mass
 - Assumed to mix predominately with 3rd gen. SM partners
 - Less simple models may include new resonance decaying to VLQ, or VLQ decaying to BSM particle.



Decay:

$T \rightarrow Wb$ $Br \sim 0.5$
 $T \rightarrow Ht$ $Br \sim 0.25$
 $T \rightarrow Zt$ $Br \sim 0.25$

$B \rightarrow Wt$ $Br \sim 0.5$
 $B \rightarrow Hb$ $Br \sim 0.25$
 $B \rightarrow Zb$ $Br \sim 0.25$

$X \rightarrow Wt$ $Br \sim 1.0$
 $Y \rightarrow Wb$ $Br \sim 1.0$

What are Vector-Like Quarks?

A fermion is **vector-like** under a gauge group if its left-handed and right-handed chiralities transform in the **same way**
e.g. SM quarks are vector-like under $SU(3)_c$ but are chiral under $SU(2) \times U(1)_Y$

Why “vector-like”?

$$\mathcal{L}_W = g/\sqrt{2} j^{\mu\pm} W_\mu^\pm \quad \text{Charged current Lagrangian}$$

SM Chiral fermions

$$j_L^\mu = \bar{f}_L \gamma^\mu f'_L \quad j_R^\mu = 0$$
$$j^\mu = j_L^\mu + j_R^\mu = \bar{f} \gamma^\mu (1 - \gamma^5) f'$$

V-A structure

Vector-like fermions

$$j_L^\mu = \bar{f}_L \gamma^\mu f'_L \quad j_R^\mu = \bar{f}_R \gamma^\mu f'_R$$
$$j^\mu = j_L^\mu + j_R^\mu = \bar{f} \gamma^\mu f'$$

V structure

Peculiar Properties

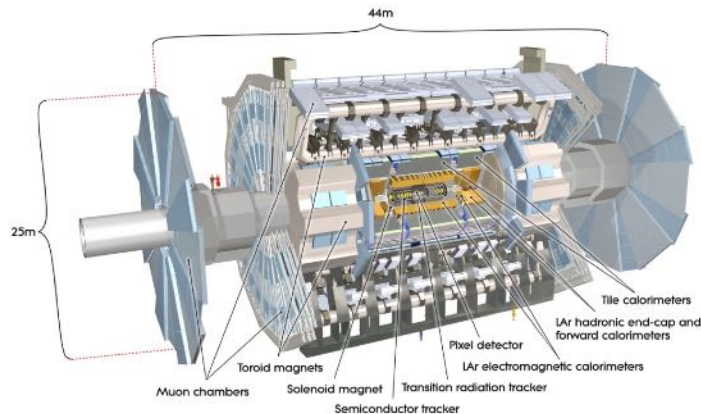
$$\mathcal{L}_M = -M \bar{\psi} \psi \quad \text{Gauge invariant mass term without the Higgs}$$

No need to add both quarks and leptons: axial anomalies are automatically absent

Slide borrowed
from Luca Panizzi

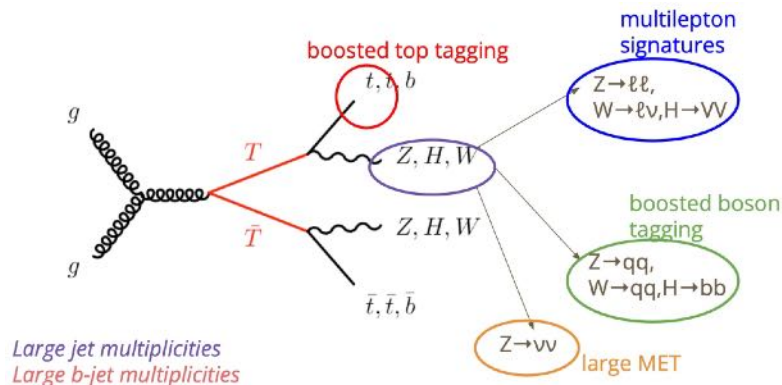
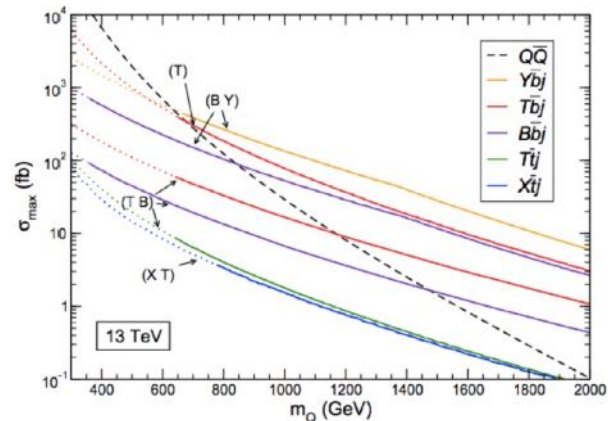
Searching for VLQ in 2024

- Multitude of complex final states
 - » **Broad program of searches at ATLAS and CMS.**
- Analyses of full Run 2 ($\sim 139 \text{ fb}^{-1}$) dataset discussed today.
- **How to find VLQ?**
 - Exploit new (machine learning, AI) techniques in all-hadronic (boosted) object tagging, event classification of multi-lepton final states, and more.

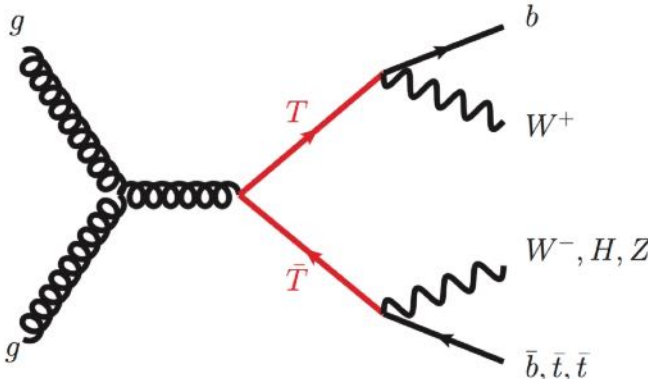


VLQ Production and Decay

- **Pair production** dominates at low-intermediate masses
 - Strong production; model-independent
- **Single production** takes over at high mass
 - Increasing limits on VLQ masses from past ATLAS searches shifted focus of the first full Run-2 searches towards single production
 - Can directly probe coupling ($\sigma \sim \kappa^2$)
- Many possible final states in both cases
- ATLAS employs divide and conquer strategy:
 - Individual searches according to final state
 - Statistical combination to extend reach
- Production and decays via BSM particles expected in UV-complete models
 - Mostly uncovered by current ATLAS searches



Search for VL T and B Pair Production

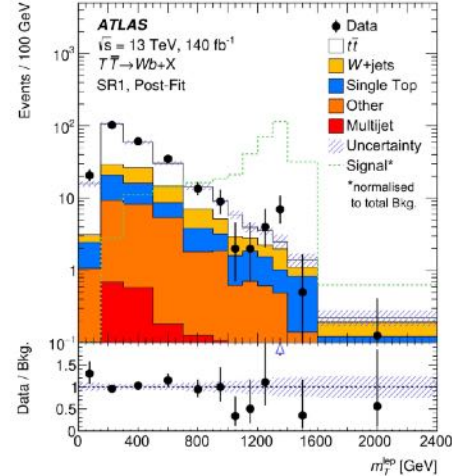
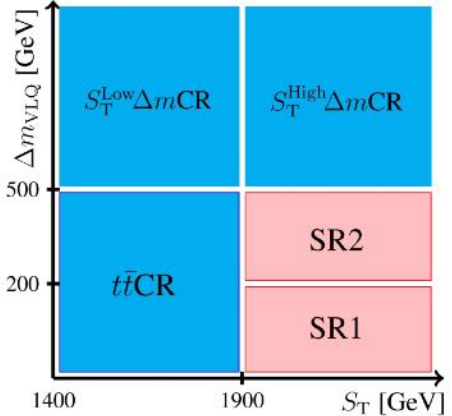
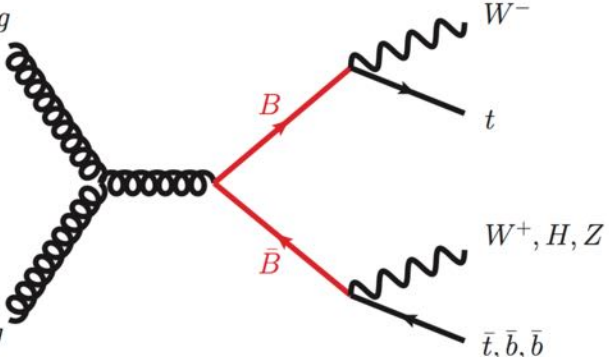


- Optimized for the $TT \rightarrow WbWb$ channel with one W boson decaying leptonically and the other hadronically.

- High- p_T hadronically decaying W bosons are tagged as a large-radius (large-R) jets.

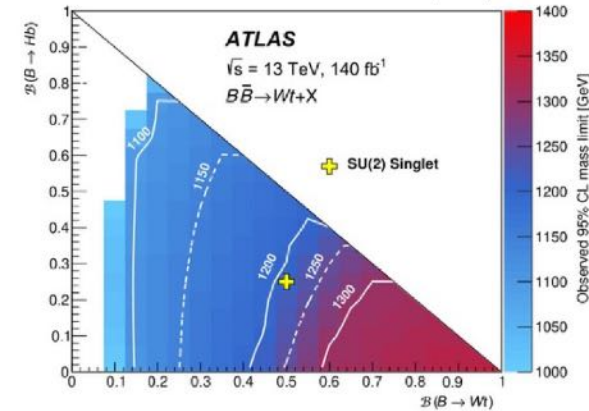
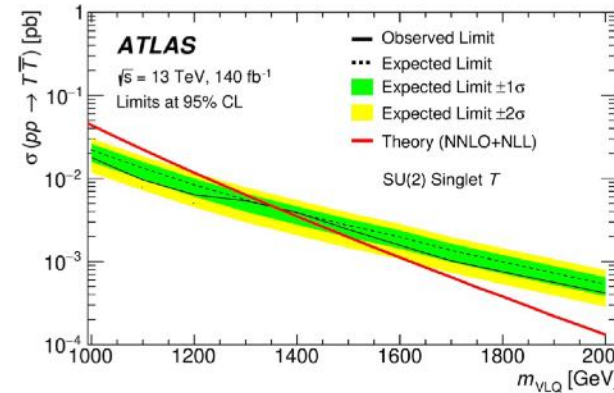
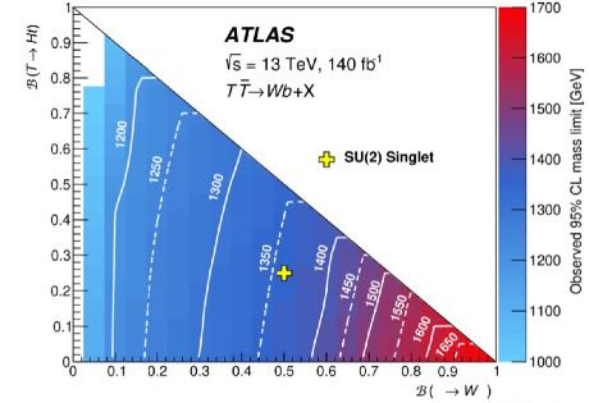
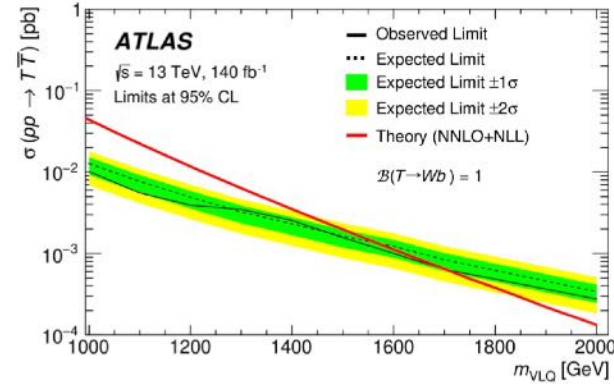
- Backgrounds modeled as function of scalar sum of E_T in event.

- Reconstructed mass of VLQ is discriminant.



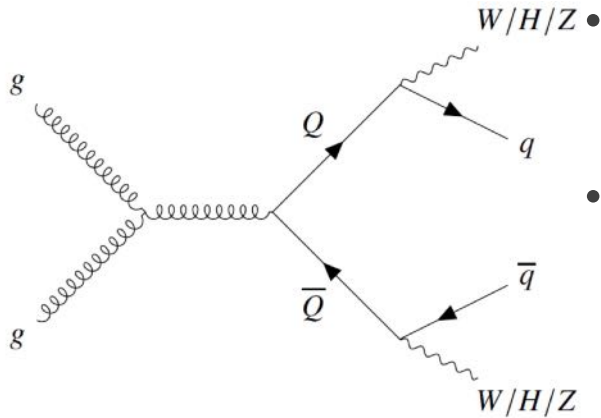
Search for VL T and B Pair Production

- No excess observed.
- Exclude VLQ T/Y with 100% branching ratio to Wb at 95% CL for masses below 1700 GeV.
- Limits set as a function of mass and branching ratio.
- Optimized for $TT \rightarrow Wb + X$
- also consider similar final state for $BB \rightarrow Wt + X$

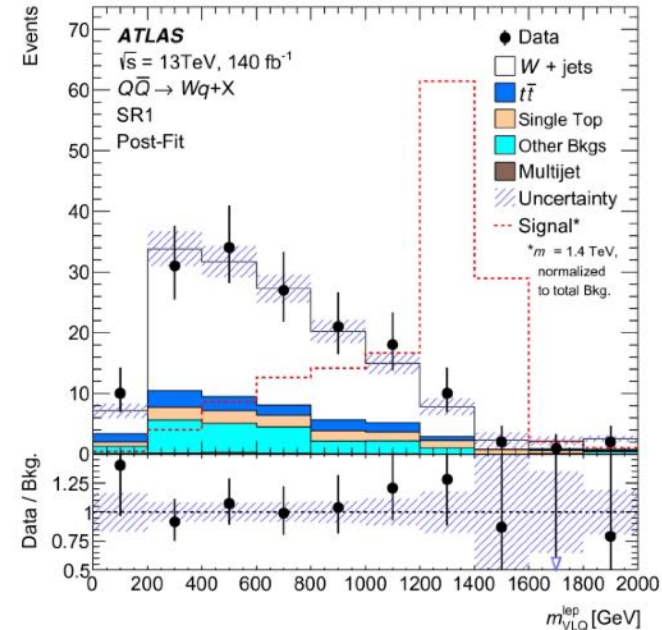




- Nearly all searches for VLQ focus on coupling to SM top and bottom. However, we should not neglect possibility of coupling to light quarks!



- Search for $QQ \rightarrow Qq + X$ follows previous analysis strategy closely.
- Rejection of b-quark events eliminates previously dominate $t\bar{t}$ background.
- Remaining backgrounds determined through iterative data-driven procedure.

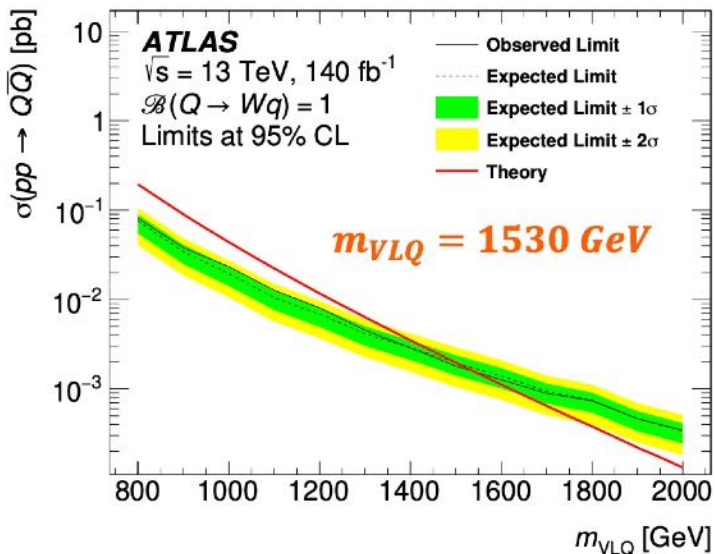


Search for VLQ coupling to *light quarks*

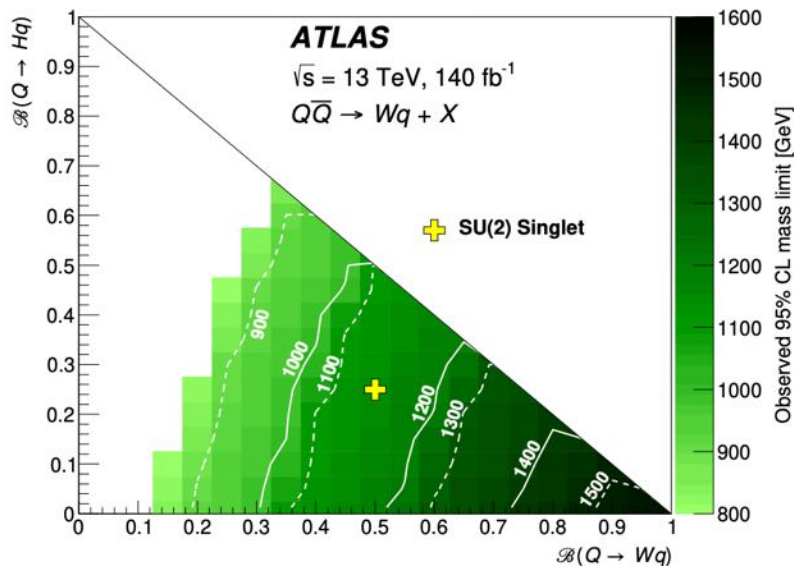
e-print
arXiv:2405.19862



$$\mathcal{BR}(Q \rightarrow Wq) = 1$$



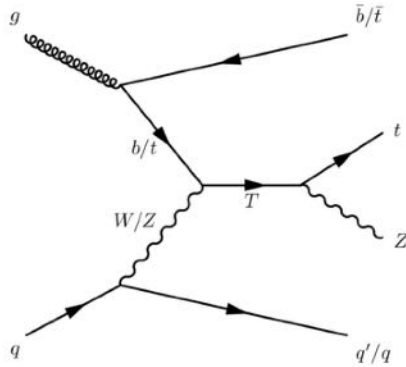
Observed



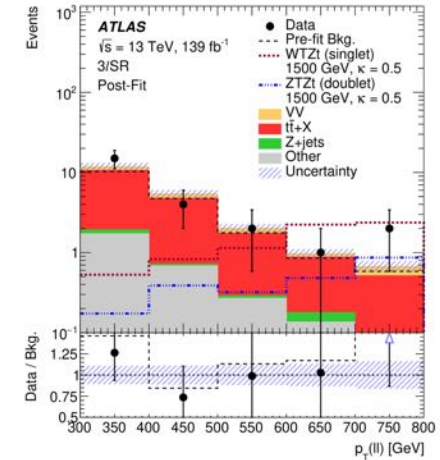
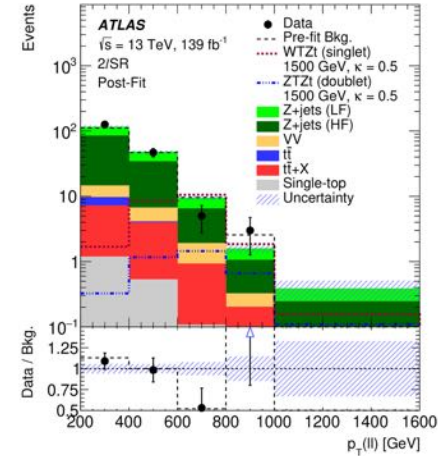
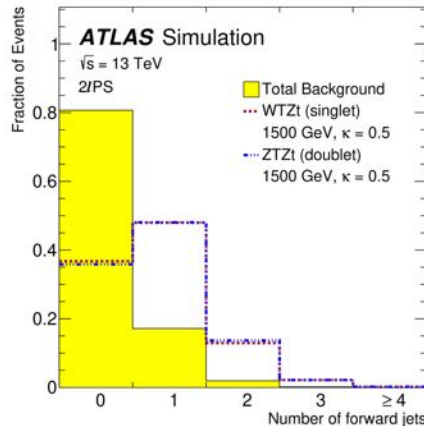
- No excess observed.
- Limits set as a function of mass and branching ratio.
- Exclude VLQs (Q) with masses below 1530 GeV at 95% CL for $\mathcal{BR}(Q \rightarrow Wq) = 1$

Search for $VL T$ Single Production

PRD 109
(2024) 12012

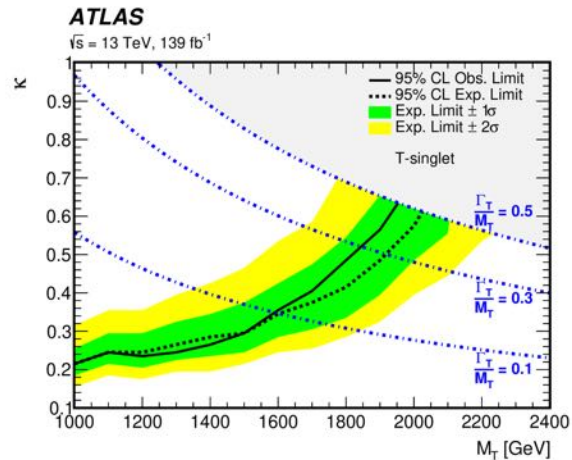


- Dedicated search for $VL T$ with opposite sign, multi-lepton event selection.
- Split into **2 lepton** and **3 or more lepton SR**.
- In 2L region identify top candidate based on large radius jet p_T , mass, and associated b -tagged track jets
- Fit using reconstructed Z boson candidate p_T spectrum.

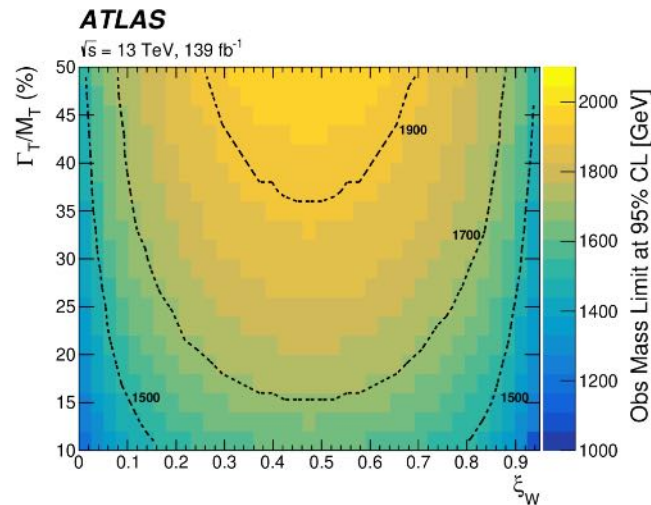
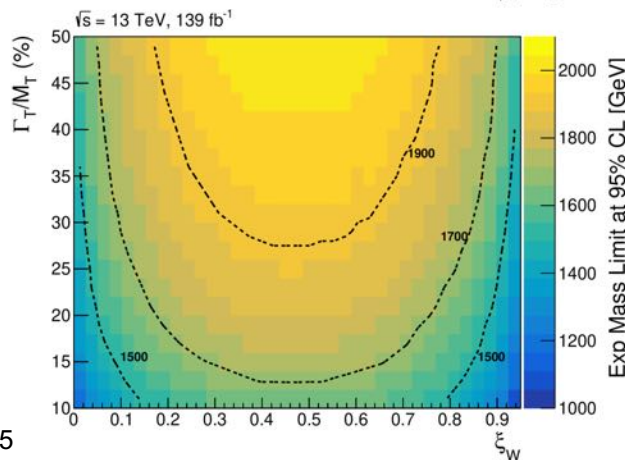


Search for VL T Single Production

PRD 109
(2024) 12012

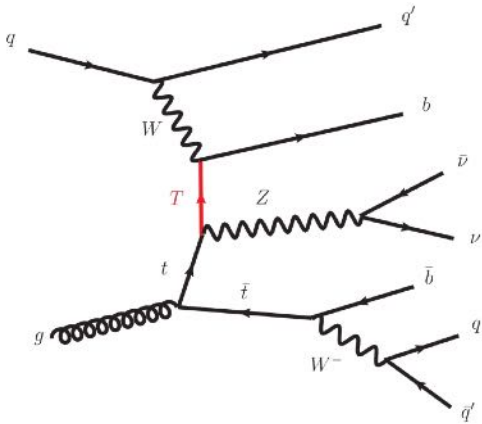
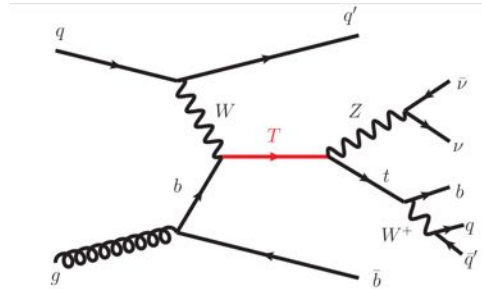


- No excesses observed.
- Exclude production of a single VLQ (T) for masses below 1975 GeV assuming a coupling to the top quark $\kappa_t = 0.64$ and a branching ratio for $T \rightarrow Zt$ of 25% (singlet).
- Single production of VLQ depends on mass and coupling (and coupling related to width and BR).
- Developed a novel presentation of the limits that show the relative width and Br in a consistent way [1,2].
- Particularly useful in combining results from ATLAS and comparing (or combining) results from CMS.

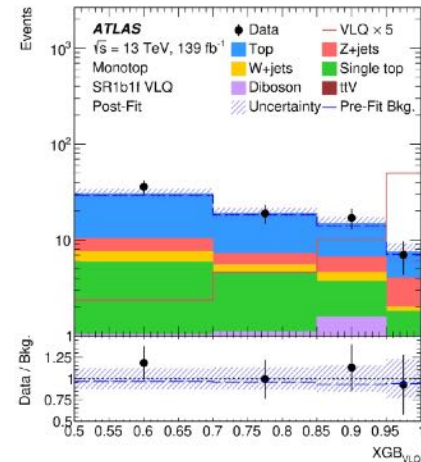
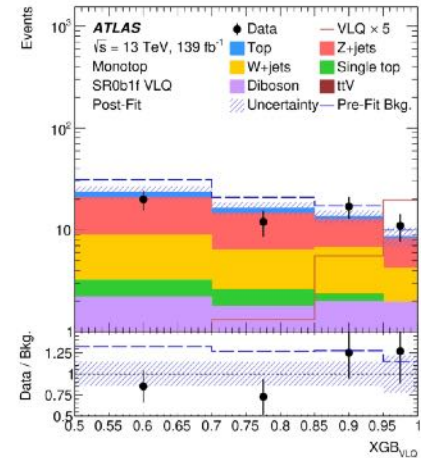


[1] Roy, TA, *Non-resonant diagrams for single production of top and bottom partners*. Phys. Lett. B. 2022 July; 833(2022).

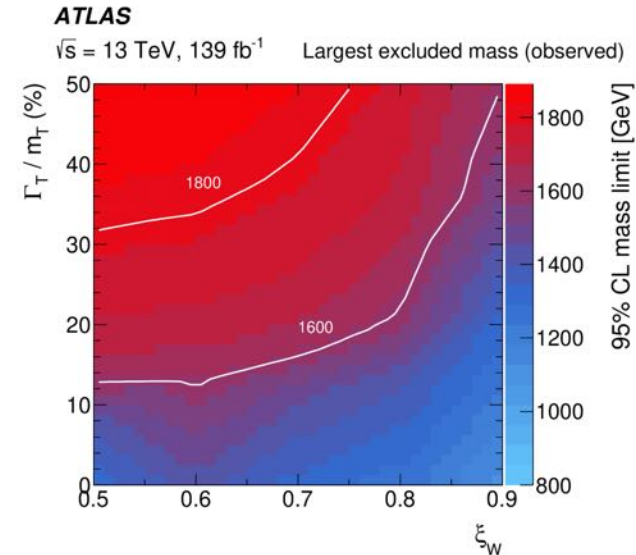
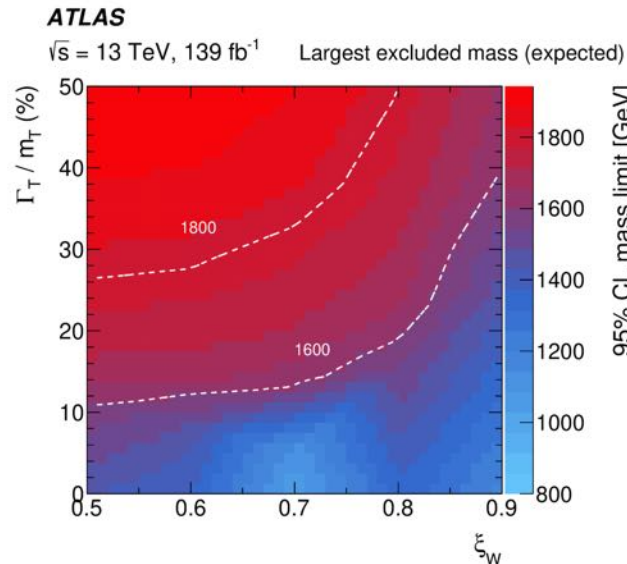
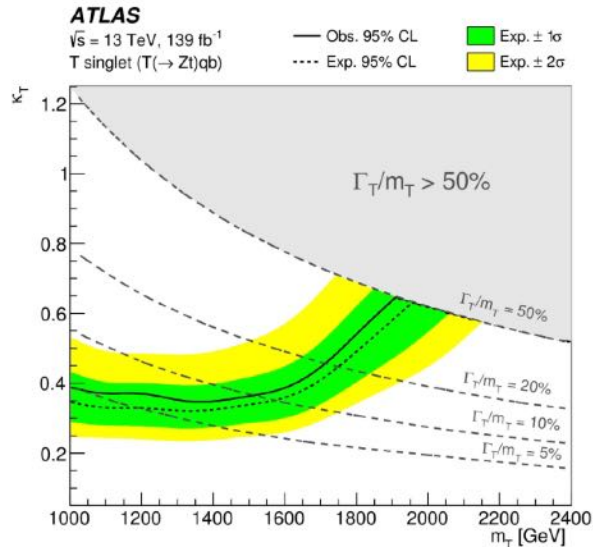
[2] Roy, Nikiforou, Castro, TA, *Novel Interpretation Strategy for Searches of Singly Produced Vector-like Quarks at the LHC*, Phys. Rev. D 101, 115027 (2020).



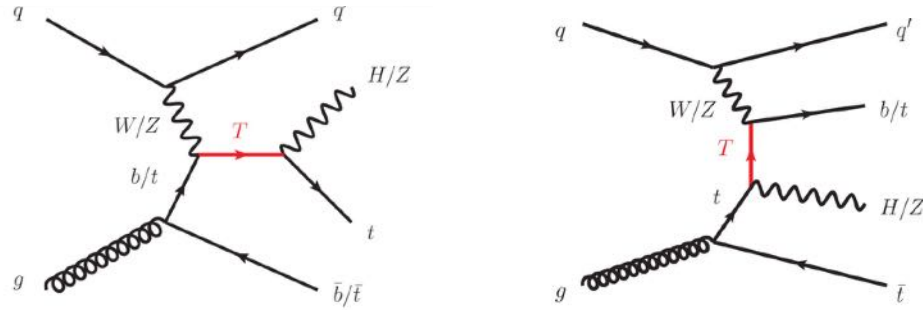
- Exploit “monotop” search – single top final state with large missing E_T (and **0 leptons**).
 - Search for Dark Matter and VLQ using slightly different signal regions.
- Apply Deep Neural Network (DNN) based identification of large-R jet originated from hadronically decaying top
- Signal events are separated from background using eXtreme Gradient-Boosted (XGBOOST) Decision Tree (BDT). BDT score is the final discriminant.



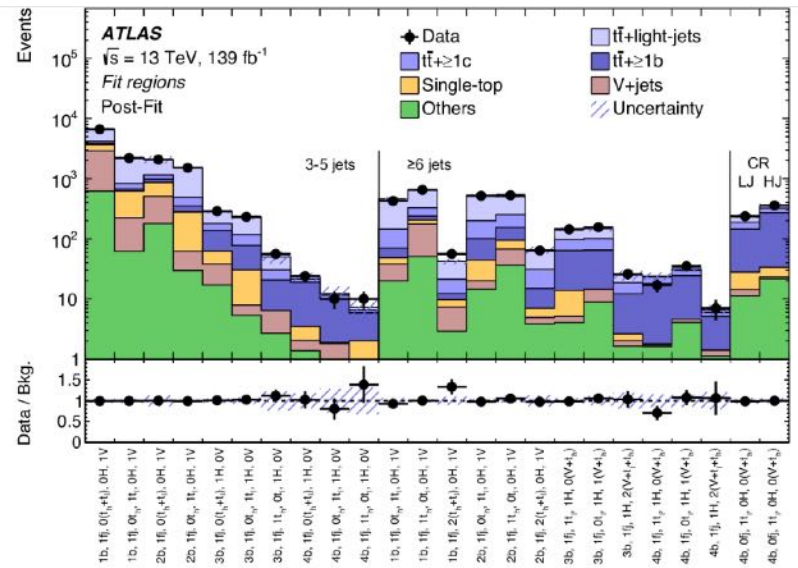
- No excesses observed.
- Exclude production of a single VLQ (T) for masses below 1.8 TeV assuming a coupling to the top quark $\kappa_t = 0.5$ and a branching ratio for $T \rightarrow Zt$ of 25% (singlet).
- Use the same procedure as the previous result to display limits vs relative width, coupling and mass.



Search for VLQ decays to Higgs or Z bosons

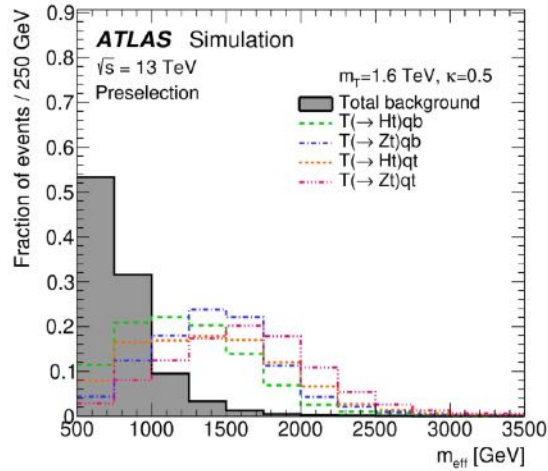


- Analysis targets final states with **1l**, multiple jets and b-jets using 139 fb⁻¹ data collected with the ATLAS detector
 - Presence of boosted resonance used to discriminate between signal and background
- Wide range of couplings of the VLQ to W, Z and h bosons probed compared to previous search thanks to more data, better kinematic selections, improved top-tagging.
- Fit includes 24 signal regions.

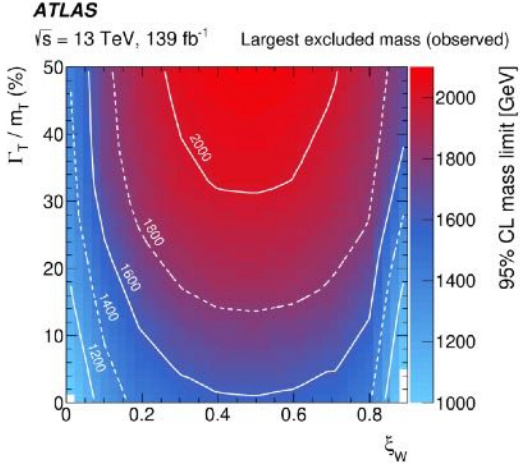
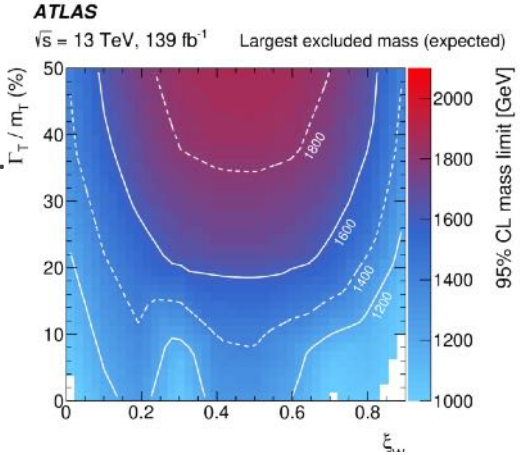


Search for VLQ decays to Higgs or Z bosons

- Reconstructed M_{eff} used to discriminate signal and background.
 - Dominate backgrounds vary based on region: $t\bar{t}$, single top and V +jets.
- No excesses observed.
- Exclude production of a single VLQ (T) for masses below 2.3 TeV assuming a coupling to the top quark $\kappa_t = 0.53$ and a branching ratio for $T \rightarrow Zt$ of 25% (singlet).



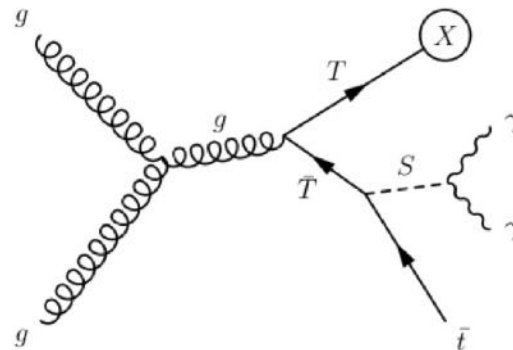
	LJ, 2b, $\geq 1fj$, $0t_b, \geq 1t_t, 0H,$ $\geq 1V$	LJ, $\geq 4b, \geq 1fj$, $0t_b, \geq 1t_t, \geq 1H,$ $0V$	HJ, 2b, $\geq 1fj$, $\geq 2(t_b+t_t), 0H,$ $\geq 1V$	HJ, $\geq 4b, \geq 1fj$, $\geq 1H,$ $\geq 2(V+t_t+t_b)$
T singlet ($m_T = 1.6$ TeV, $\kappa = 0.5$)	31.8 ± 4.9	7.2 ± 3.5	1.3 ± 0.4	1.0 ± 0.5
T doublet ($m_T = 1.6$ TeV, $\kappa = 0.5$)	21.8 ± 2.4	8.5 ± 5.6	7.3 ± 2.1	7.1 ± 4.5
$t\bar{t}$ +light-jets	1170 ± 210	1.6 ± 2	39.1 ± 9.5	0.49 ± 0.29
$t\bar{t} \geq 1c$	143 ± 80	1.5 ± 1.3	15.3 ± 9.9	0.86 ± 0.58
$t\bar{t} \geq 1b$	57 ± 32	4.8 ± 3.9	6.1 ± 4.3	2.6 ± 2
Single-top	250 ± 50	0.66 ± 0.87	7.3 ± 7.5	<0.001
$t\bar{t}W/Z$	13.2 ± 3.1	0.33 ± 0.19	2.5 ± 1.1	0.22 ± 0.82
$t\bar{t}H$	1.5 ± 0.2	0.51 ± 0.15	0.34 ± 0.14	0.42 ± 0.12
W +jets	25.7 ± 9.4	0.70 ± 1.3	1.2 ± 1.1	0.24 ± 0.15
Z +jets	4.4 ± 1.7	<0.001	0.25 ± 0.10	0.007 ± 0.007
Dibosons	3.8 ± 1.4	0.02 ± 0.03	0.21 ± 0.15	<0.001
Multijet	12.9 ± 7.3	0.025 ± 0.017	0.61 ± 0.46	0.16 ± 0.14
Rare backgrounds	2.0 ± 0.3	0.03 ± 0.04	0.25 ± 0.14	0.33 ± 0.06
Total background	1690 ± 280	10.2 ± 4.8	73 ± 20	5.4 ± 2.5
Data	1519	10	64	7



...and More

- **Broad program of ATLAS VLQ searches** from Run 2 wrapping up. For single production:

- [Multi-b \$B \rightarrow bH\(bb\)\$](#)
- [All-hadronic \$T \rightarrow H\(bb\)t\$](#)
- [1 \$\ell\$ +multi-jet/b \$T \rightarrow H\(bb\)t/Z\(qq\)t\$](#)
- [\$\ell+\ell-/3\ell\$ \$T \rightarrow Z\(\ell\ell\)t\$](#)
- Monotop/VLQ 0 and 1 lepton



- **Looking ahead:** In realistic (UV complete) models VLQs do not appear in isolation
 - Expect scalar and vector resonances to appear
 - VLQ decays to BSM particles can weaken existing bounds on VLQ mass
 - New production channels can appear through the decay of BSM resonances to VLQs

A landscape photograph showing a rolling hillside. The foreground is filled with dense green trees and shrubs. The middle ground features a valley with a mix of green and brown vegetation, suggesting a transition between different types of land cover. The background shows a distant, hazy horizon under a blue sky with a few wispy clouds. The overall scene is a natural, outdoor setting.

**There is a vast landscape
in which new physics
can be hiding.**



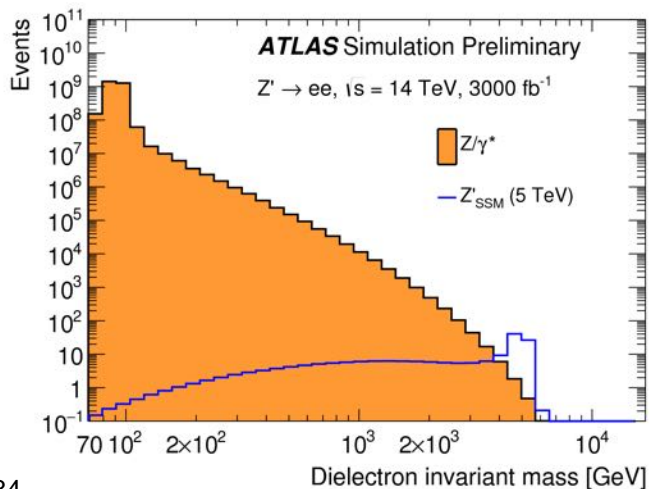
Upgrading
the LHC



**Upgrading
ATLAS**

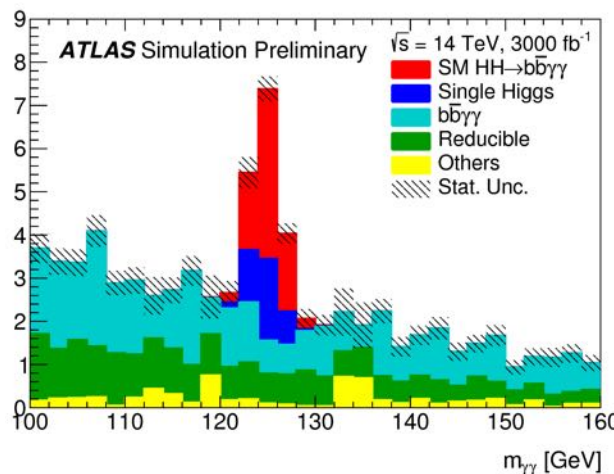
- The ATLAS physics program at the High Lumi (HL)-LHC will focus on key Standard Model measurements and the continued search for new physics.
 - Electron and photon energy, position and timing measurements are critical drivers of the upgrade requirements for the LAr calorimeter electronics.

Very high energy electrons from eg. massive Z' decay \rightarrow high dynamic range.

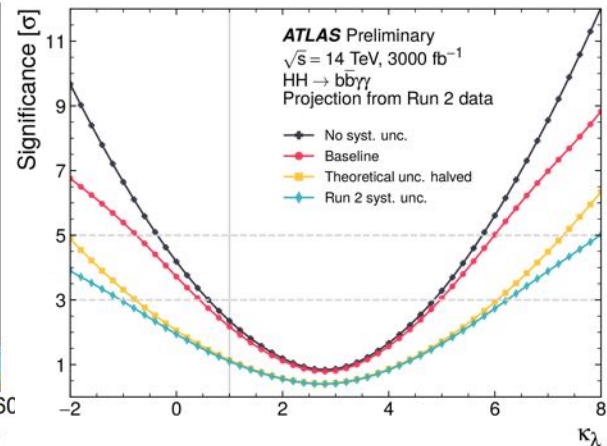


[ATL-PHYS-PUB-2018-044](#)

Precise mass resolution (small peak on large background) needed for eg. di-Higgs observation.



[ATL-PHYS-PUB-2018-053](#)




[ATL-PHYS-PUB-2022-018](#)

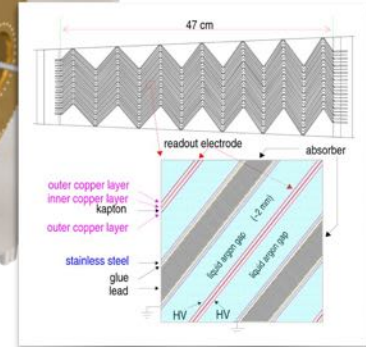
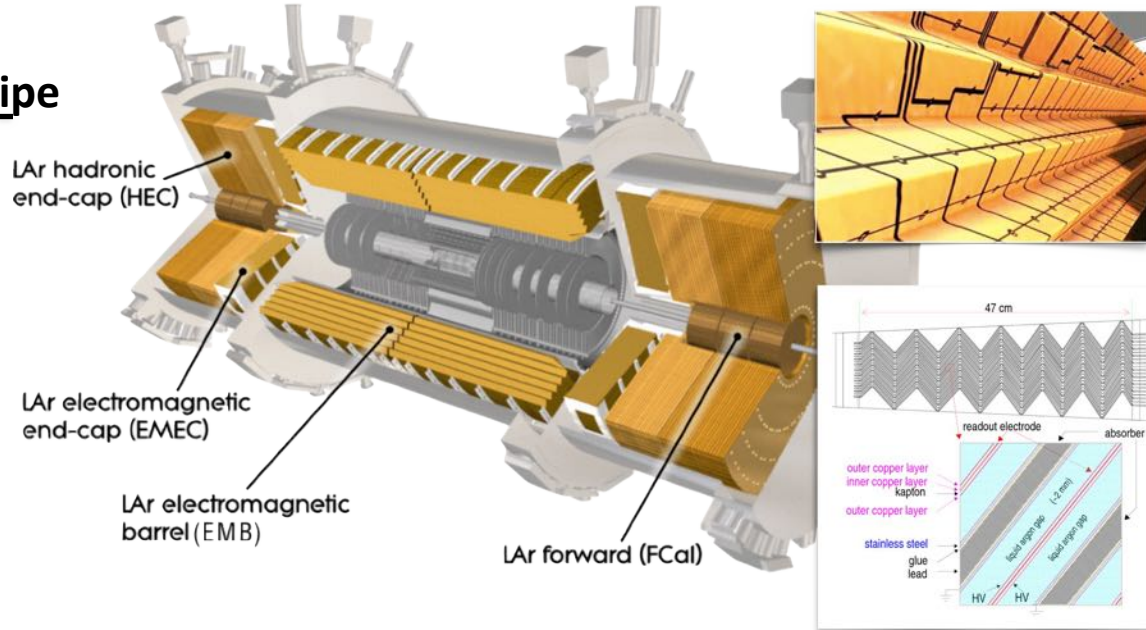
- In 2029 the HL-LHC experiments are scheduled to start taking data. Will provide up to 7x design luminosity with up to 200 simultaneous collisions.
- The LAr calorimeters themselves are expected to operate reliably throughout HL-LHC.
- **LAr electronic readout requires complete replacement to cope with increased rates and radiation exposure.** Will be installed 2026-2028.
 - Free-running, all digital design to provide full calorimeter information (**350 Tbps!**) for improved trigger decisions.
 - Trigger/DAQ rate increased 10x to 1 MHz, latency increased 5-10x to 10 μ s.
 - **On-detector readout**, dubbed the Front-end Board (FEB) is located on the cryostat for improved analog performance. Challenges: high radiation, high mag. field, limited access.
 - **Off-detector readout** process digital signals and determine the energy and timing for each cell.



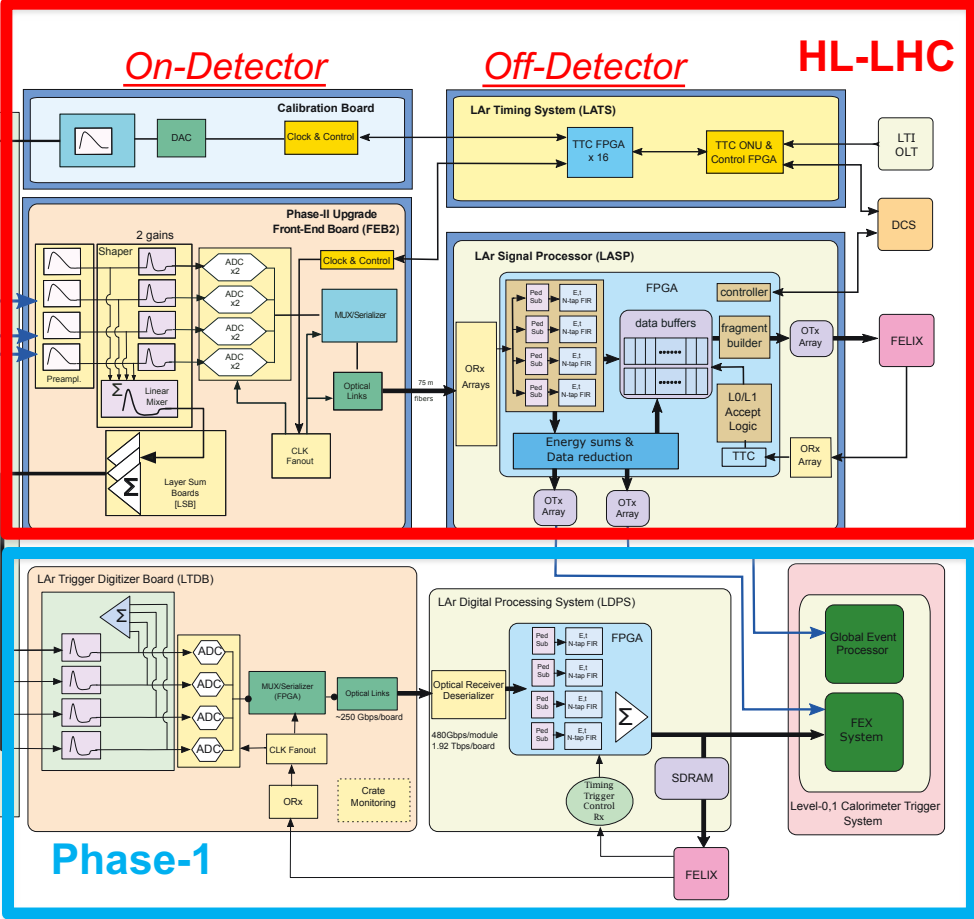
- Measures energy, position and timing of electromagnetic showers (photons, electrons, jets).
- Sampling design with active (LAr) and passive (lead) layers in accordion geometry with three layers in barrel cryostat.
- Readout electronics sample 182k cells at 40 MHz and send digitized pulse off the detector for analysis and triggering.



Beampipe



LAr Calorimeter Readout @ HL-LHC



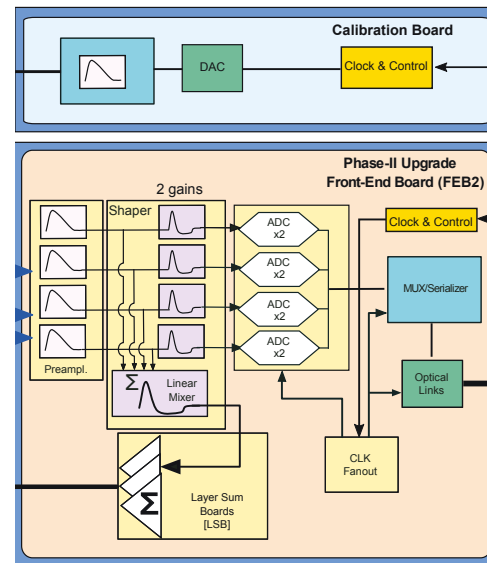

HL-LHC

- Cover full energy range expected in a single cell (~50 MeV electronic noise to ~3 TeV)
- 16-bit Dynamic Range with 11-bit precision (implemented in 2 overlapping 14-bit gain scales)
- Nonlinearity < 0.1% up to ~300 GeV
- Electronics noise < minimum ionizing particle (MIP) energy / intrinsic LAr resolution
- Radiation tolerance: full HL-LHC dose, eg. max TID 1400 Gy (1.5), NIEL < $4.1 \times 10^{13} \text{ n}_{eq}/\text{cm}^2$ (2)

Phase-1

- Installed and commissioned 2019-2022, part of Run 3 readout.

On-Detector LAr upgrade electronics



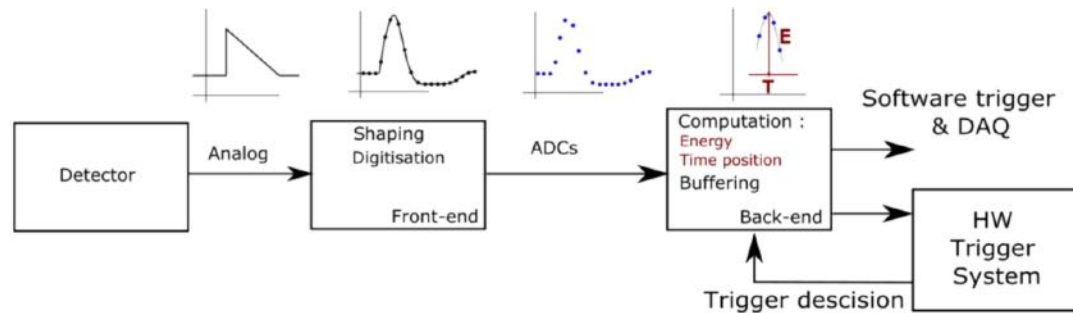
Calibration:

- Pulsar and DAC

Front End Board:

- PreAmp/Shaper(PA/S)
- ADC

On-detector readout includes four LAr-specific ASICs.





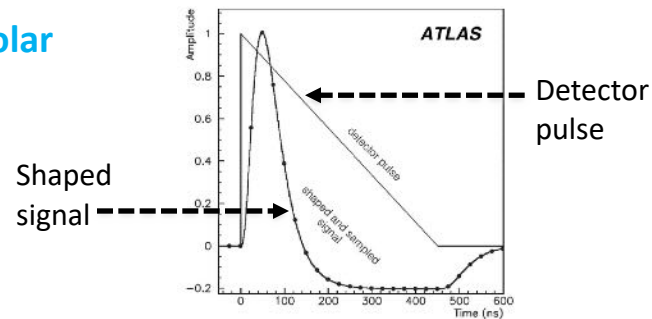
On-Detector – LAr PreAmp/Shaper

Analog processing of signals (amplification and split to 2 gain scales, bipolar CR-(RC) shaping function) for differential outputs to ADC and L0 trigger

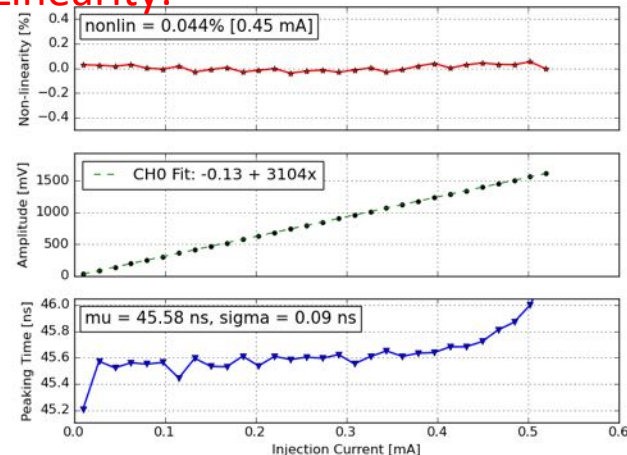
➤ **ALFE2**: custom ASIC designed in 130 nm CMOS (~50k needed)

- 4 Channel input, 9 Channel output (4 x 2 gains + Trigger sum of 4 chs.)
- Input impedance and dynamic range programmability (25 and 50 Ohm)
- Input impedance tuning < 2.5% steps
- Peaking time tuning (15 ± 5 ns, 1 ns steps)
- Preamplifier DC level tuning 200, $2.3 \text{ V} \pm 50 \text{ mV}$
- DC output tuning, $600 \text{ mV} \pm 360 \text{ mV}$, 30 mV steps

➤ In production now, with robotic mass-testing



Linearity:



On-Detector – LAr ADC


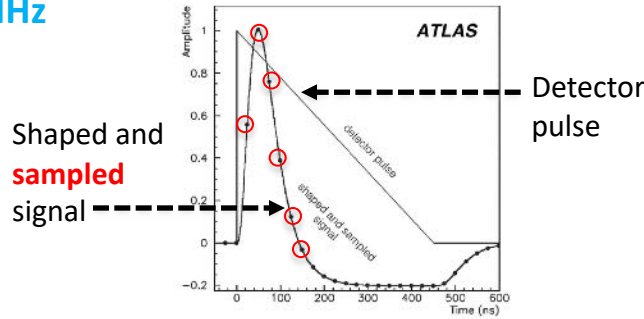


Digitization of PA/S outputs at bunch crossing rate of 40 MHz with 14-bit dynamic range and > 11-bit precision

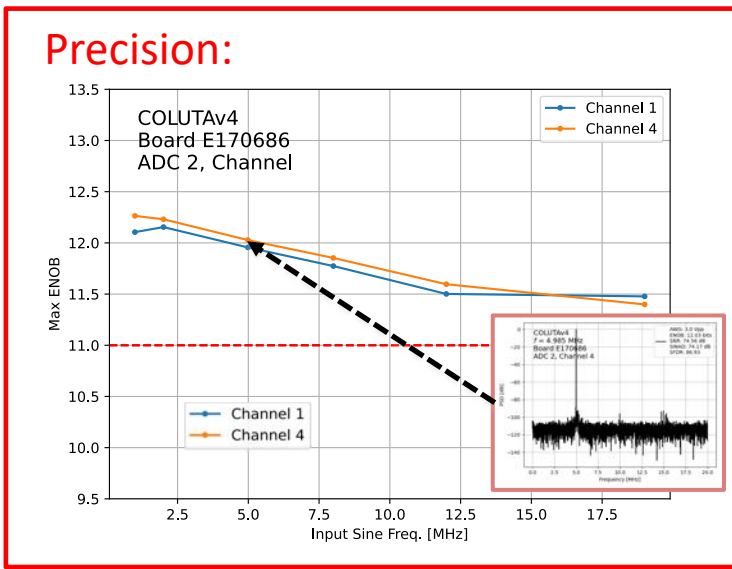

➤ **COLUTA: custom ASIC in 65 nm CMOS (~50k needed)**

- 8 channel (4 LAr chs. x 2 gains), Multiplying DAC (3 bits) + 12 bit Successive Approximation Register (SAR) 15-bit ADC.
- 40 MHz sampling, with >11-bit precision
- Digital Data Processing Unit (DDPU) applies calibrations and transmits data at 640 Mbps.
- Fully compatible with PA/S
- eLink interface to IpGBT (optical transmission off-detector)


➤ **In production now, with robotic mass-testing**



CEA-Saclay



• LASP test board



Applies digital filtering to waveforms from FEB2, calculates energy & time, and transmits to trigger and DAQ (in FPGA online)

• LASP Main Blade (ATCA) + Smart Rear Transition Module (SRTM):

–200-278 of each board, 6-8 FEB2 per blade (2 FPGAs), outputs to L1 and TDAQ at 25 Gbps

• LASP-T2 testboard (STRATRIX10 FPGA) under test with SRTM HW.

–Power sequencing, FPGA configuration and programming, I²C links validated.

–Regular monitoring of current/voltage/temperature.

• Next steps:

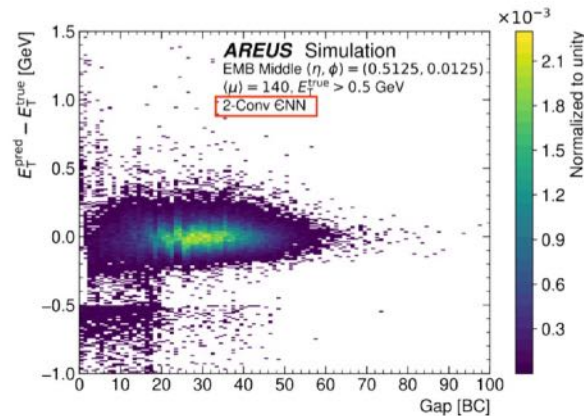
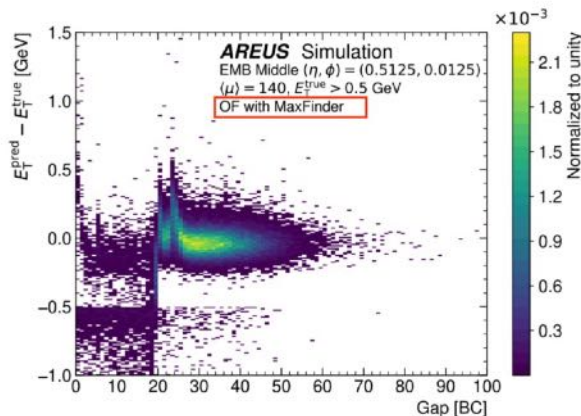
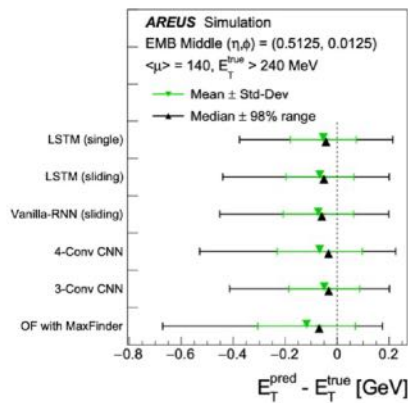
–Full prototype board design underway.

–Integration of testboard with FEB2 prototype underway.





• LASP prototype design

- Current energy and timing calculation (digital signal processing) uses Optimal Filtering (OF), modern machine learning techniques may allow us to improve energy and timing calculations in a high pileup environment
- Convolutional and Recurrent Neural Networks (CNN and RNN) are being investigated and show promise.
 - Trade offs between FPGA usage and power.



- The LAr calorimeter is vital to the success of the physics program at ATLAS in the HL-LHC
 - Current LAr readout does not meet HL-LHC trigger requirements, nor will it survive full HL-LHC radiation dose.
 - All LAr electronics (on- and off-detector) will be replaced by **2029** for HL-LHC operation (except cold preamp/summing in HEC).
 - Designed to run through **2041**.
- Major progress on all LAr HL-LHC upgrade components
 - Full custom LAr-specific ASICs in pre-production. Meet specifications for analog performance.
 - Front-end board prototype design complete, off-detector signal processing (LASP) testboards running and firmware design on track.
 - Preparing for full slice + systems test (calibrations + FEB2 + LASP)
- On schedule for installation into ATLAS cavern beginning in **2027**, after the end of LHC Run 3.





SUISSE

FRANCE

LHC

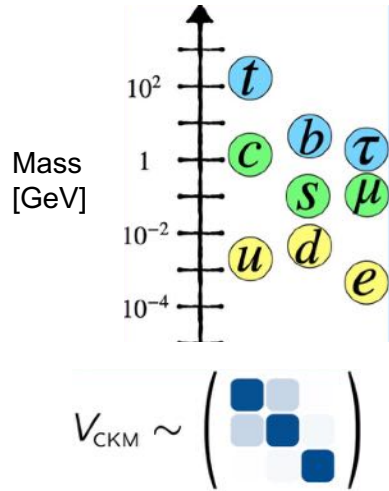
Genève

FCC

Annecy

What about after 2041?

We're not running out of questions!



Figures from A. Greljo

$$\langle q\bar{q} \rangle \rightarrow \pi^0$$

$$\langle ?? \rangle \rightarrow H^0$$

- What is the Dark Sector?
- Where do the mass and flavor patterns come from (and why are neutrinos so different)?
- What is the Higgs Potential?
- Is the SM as Effective Theory?

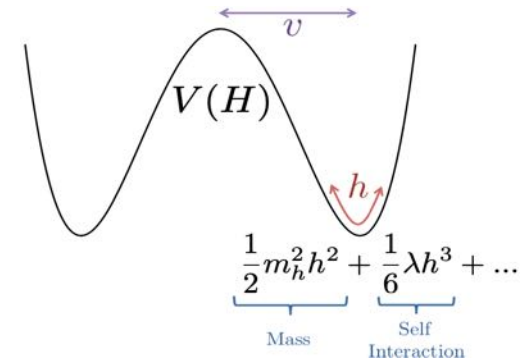

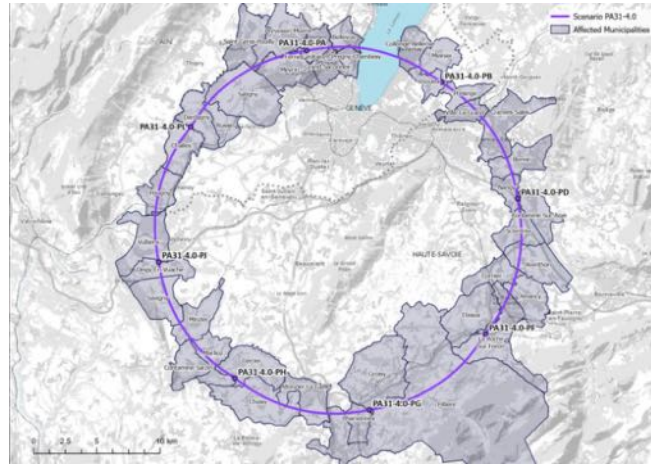


Figure from M. McCullough

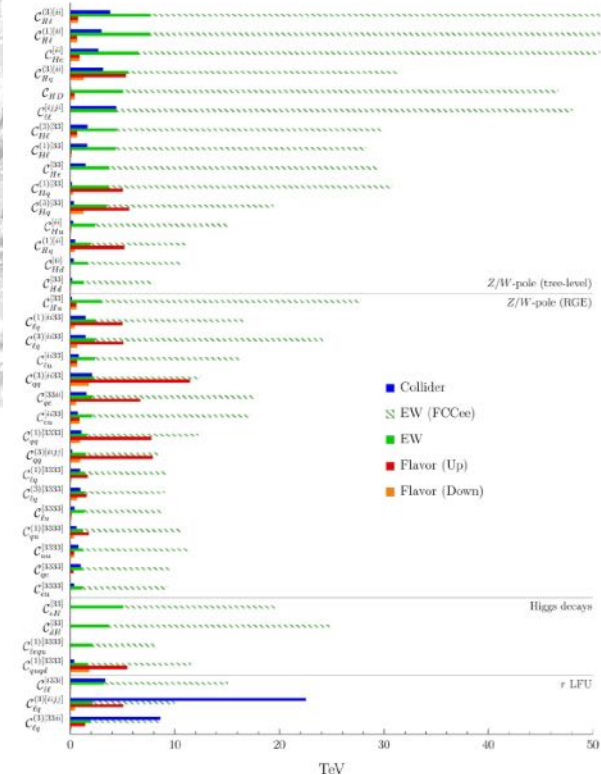
FCC-ee: ultimate precision with

- **~100 000 Z / second (!)**
 - 1 Z / second at LEP
- **~10 000 W / hour**
 - 20 000 W in 5 years at LEP
- **~1 500 Higgs bosons / day**
 - 10-20 times more than ILC
- **~1 500 top quarks / day**
- ... in each detector



- Highest luminosity at Z, W, ZH energies of all proposed Higgs and EW factories → ultra-precise measurements of Higgs boson and other EW parameters → indirect exploration of next energy scale
- Mature technology. First stage for energy frontier FCC-hh.

FCC-ee projections (green hash)



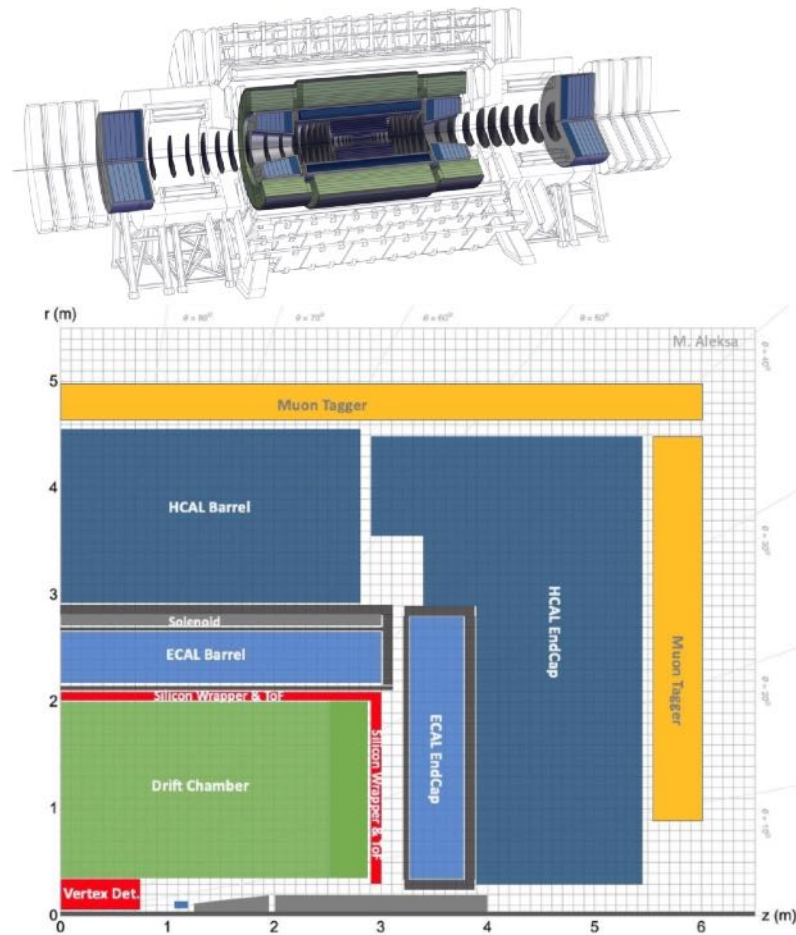
Figures from 2311.00020

FCC-ee Detector Concept

Proposed general-purpose detector for FCC-ee

- Recently dubbed **ALLEGRO**
 - A Lepton-Lepton collider Experiment with Granular Read-Out
- High-granularity noble-liquid ECAL a central feature
 - LAr or LKr as active medium, Pb or W absorbers
 - Multi-layer PCB as readout electrode
- Vertex detector, drift chamber and ECAL inside 2 T solenoid magnet, sharing cryostat
- HCAL and muon system outside solenoid
- Optimized for full FCC-ee physics program

Combines good intrinsic energy resolution + radiation hardness and stability + high granularity



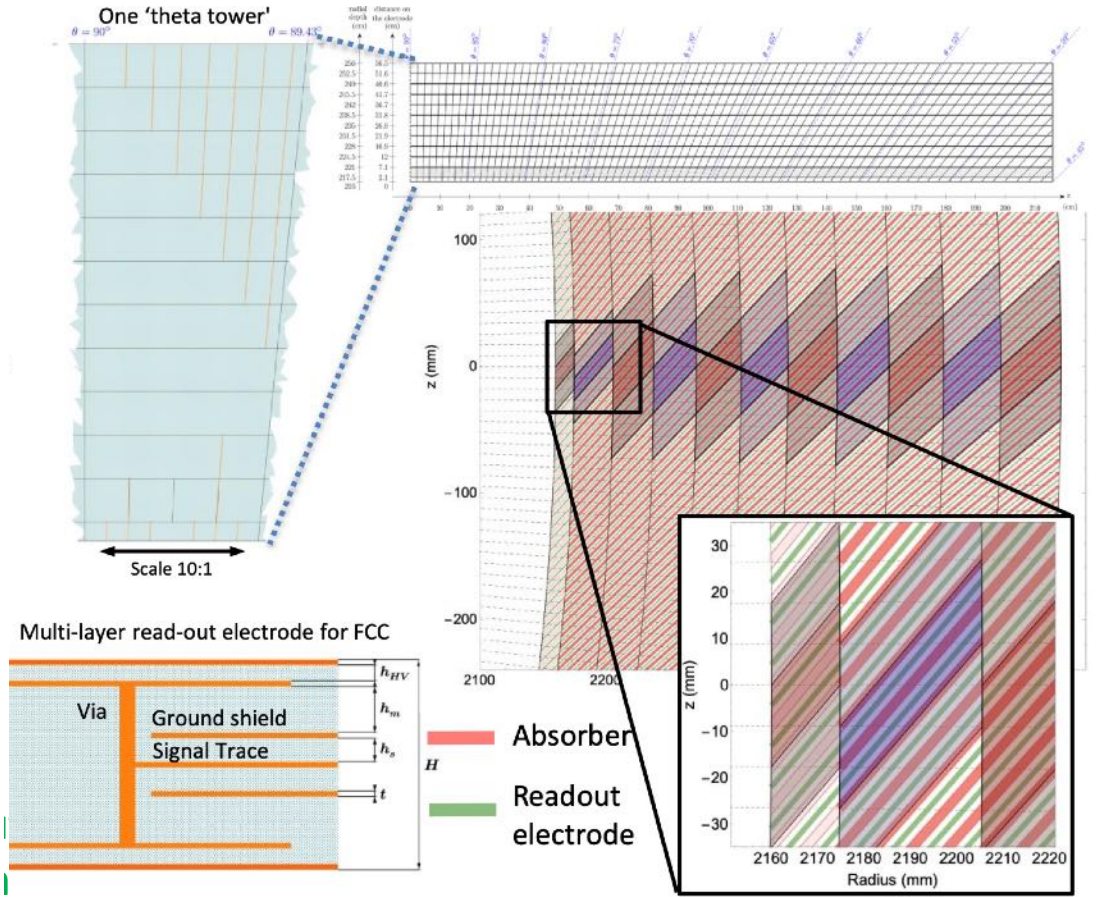
High Granularity Noble-Liquid Calorimeter

Baseline design

- 1536 straight inclined (50.4°) 1.8 mm Pb absorber plates
- Multi-layer PCBs as readout electrodes
- 1.2 – 2.4 mm LAr gaps
- 40 cm deep ($\approx 22 X_0$)
- Segmentation:
 - $\Delta\theta = 10$ (2.5) mrad for regular (1st comp. strip) cells,
 - $\Delta\phi = 8$ mrad
 - Cell size in strips: 5.4mm x 17.8mm x 30mm
- 11 longitudinal compartments

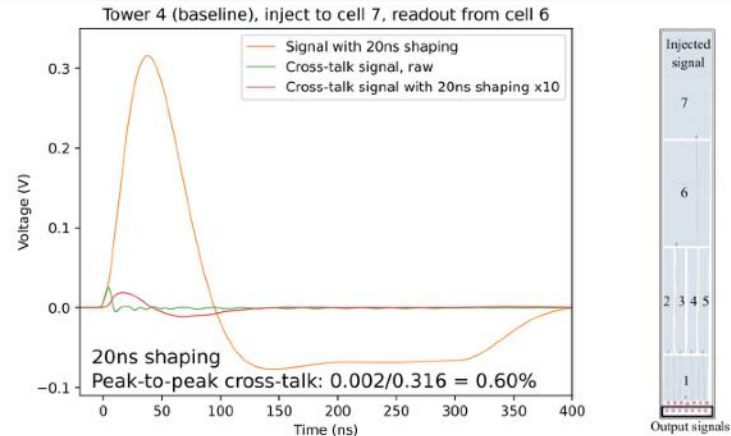

Possible Options

- Absorbers with growing thickness
- Granularity optimization
- Al or carbon fiber cryostat
- Warm or cold electronics

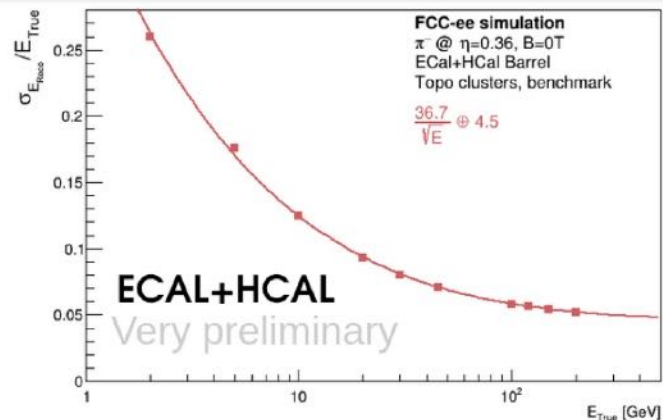
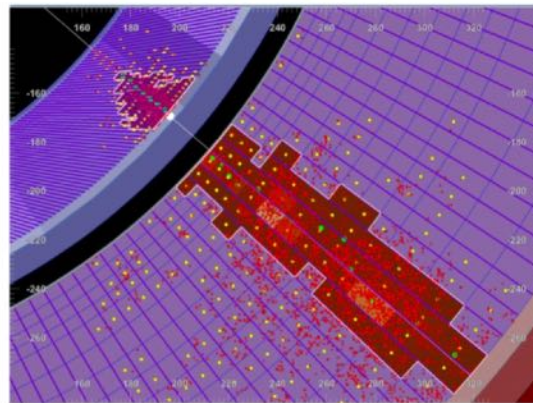


ALLEGRO – Measurement and Simulation

- Printed circuit board (PCB) technology allows "arbitrarily high granularity"
 - Signal traces inside the electrode
 - Target: at least 10x ATLAS granularity
- CERN prototype PCB 58 cm × 44 cm



- Full-Sim of ALLEGRO being built to FCC-SW
- Optimal granularity & materials being studied with simulations
- Find optimal granularity for π^0/γ separation
- LAr or LKr as liquid, Pb or W as absorbers



ALLEGRO Detector Concept - Outlook

Allegro: a general-purpose FCC-ee detector concept

- Focus is a high granularity Noble Liquid calorimeter
- Prototyping electrodes and absorbers now
- Test-beam prototype to be built by 2027-28
- Work towards readout electronics will start soon.
- ECFA DRD6 Calorimetry collaboration founded in April
 - **Team is growing fast, already 20 institutions.**



The Past and the Future



400 years



ESO Extremely Large Telescope - rendering, under construction

Frontispiece 1655 The tradition of technology : Landmarks of Western technology. Leonard C. Bruno. Library of Congress, 1995

Historical Perspective

50 years of Liquid Argon Calorimeters!

NUCLEAR INSTRUMENTS AND METHODS 120 (1974) 221-236; © NORTH-HOLLAND PUBLISHING CO.

LIQUID-ARGON IONIZATION CHAMBERS AS TOTAL-ABSORPTION DETECTORS*

W. J. WILLIS†

Department of Physics, Yale University, New Haven, Connecticut 06520, U.S.A.

and

V. RADEKA

Instrumentation Division, Brookhaven National Laboratory, Upton, New York 11973, U.S.A.

Received 14 May 1974

A new detector for the measurement of energy by total absorption, based on the use of multiple-plate ion chambers, is described. The use of liquid argon as the working medium and optimized readout results in an electronic noise contribution to the resolution of less than 0.1 GeV, in a large detector. The use of thin plates,

0.1 radiation length, ensures that sampling fluctuations are small. The technique allows absolute calibration and very good gain stability. Tests on a detector large enough to absorb a high-energy electromagnetic shower are described, where the energy resolution is limited by the residual sampling fluctuations.

1. Principles and limitations of calorimetric detectors

If a high-energy particle enters a sufficiently large block of matter, all of its energy will be transformed into ionization and eventually into heat, with certain important exceptions. Thus, detectors relying on total absorption to measure particle energy are often called calorimeters. The ionization released is a good measure of the energy, and we shall be describing an ionization calorimeter which functions by collection of the charge due to the ionization, without charge multiplication within the device.

The design of calorimeters has been reviewed by Murzin¹⁾, but we give here a brief discussion of the limitations of these devices to explain why we have adopted our solution. We will not discuss here the complex mechanisms by which the particles develop cascade showers and gradually convert their energy into ionization. The unavoidable exceptions to the statement that all the energy appears in the calorimeter are the origin of basic limitations to the precision of energy measurements. These are:

- i) particle leakage back out of the surface through which the high-energy particle enters;
- ii) the energy carried off by neutrinos, and, in practice, some muons;
- iii) the energy required to remove nucleons from complex nuclei.

Without exception, the effects which limit the energy resolution are more serious for incident hadrons than

for incident electrons or photons. Thus, the first effect above can be appreciable for incident hadrons of low energy (≤ 2 GeV), but is always rather small for electrons. Effect (ii) comes mainly from positive pions which come to rest, which then convert about 135 MeV into undetected energy. This effect can be calculated²⁾, and is most prominent for incident pions in the several-GeV region. Effect (iii) is very small for electrons but can average about 30% of the total for hadrons, falling quite slowly with energy³⁾.

Other effects which may be present in practical detectors are:

- iv) energy leakage from the sides and the back of the absorber;
- v) sampling fluctuations;
- vi) saturation of response on densely ionizing particles;
- vii) non-uniform response;
- viii) noise.

Effect (iv) is determined by the size of the absorber as measured by radiation lengths for the electromagnetic component, or by interaction lengths for the hadronic component. Roughly speaking, this effect requires that the length of the absorber be greater than 10 to 20 radiation lengths, and greater than 5 to 10 interaction lengths, depending on the particle energy and the resolution desired. In most materials (aluminum and heavier) the radiation length is much shorter than




Fig. 10. Large test chamber with 200 steel plates, 1.5 mm thick, with 2.0 mm gaps.

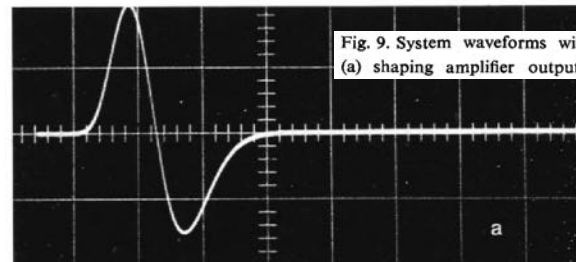


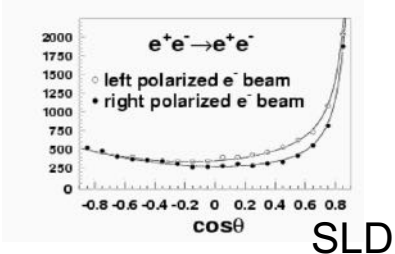

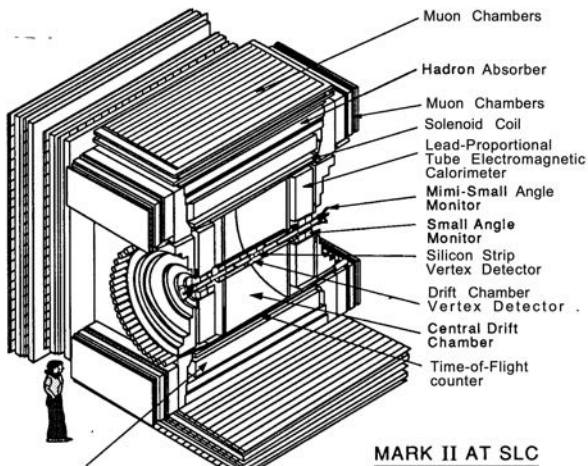

Fig. 9. System waveforms with bipolar shaping:
(a) shaping amplifier output, horizontal scale $0.5 \mu\text{s}/\text{div.}$;

a

Historical Calorimeters

R807/ISR, Mark II, Cello, NA31, Helios, SLD, D0, H1, ATLAS...

All made major discoveries and contributions.



Physics Letters B
Volume 87, Issue 3, 5 November 1979, Pages 292-296

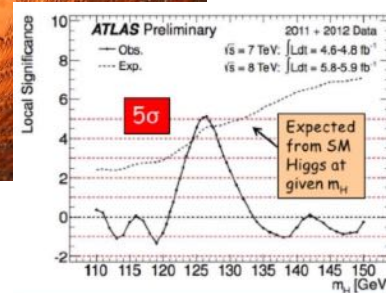
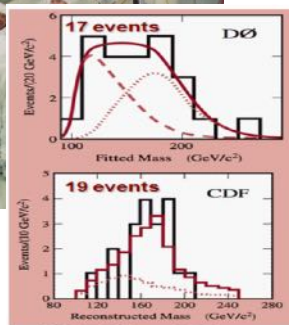


Direct production of high p_T single photons
in pp collisions at the CERN ISR

Historical (and contemporary) Calorimeters

R807/ISR, Mark II, Cello, NA31, Helios, SLD, D0, H1, ATLAS...

All made major discoveries and contributions.

**Barrel assembly
at CEA-Saclay**



The Future?





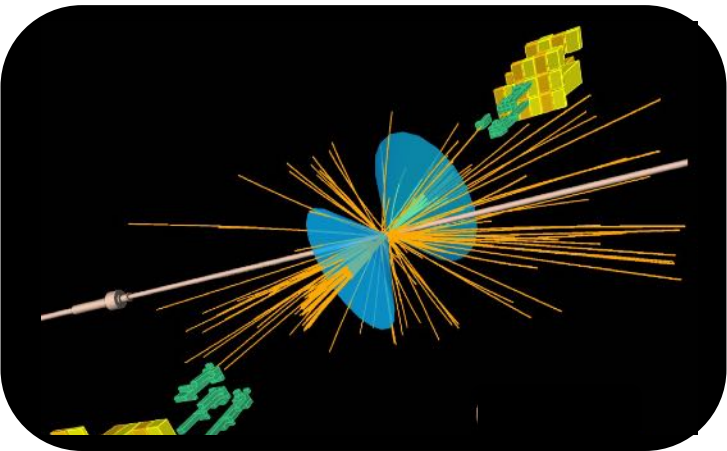
Fig. 10. Large test chamber with 200 steel plates, 1.5 mm thick, with 2.0 mm gaps.



70 years?



It is a great time for collider physics!




We are analyzing the largest dataset we have ever amassed.


We are collecting data at the highest energies ever.



We are building major upgrades (in some cases entirely new detectors!) for the HL-LHC.

And we are imagining, designing and planning the next big experiments.





Just starting on the path to
new discoveries....

